

Predstavljamo...

Boljšo banko

Boljši svet

Boljšo prihodnost

2022
Letno poročilo
Annual Report

Podpiramo skupnosti
pri napredku.

 **UniCredit Bank**

Podpiramo skupnosti | pri napredku.  **UniCredit Bank**

Kazalo

4

Kratek pregled

6

Nagovor

18

Ključni mejniki
v letu 2022

24

Finančni poudarki
in Strategija

38

O Banki

42

Finančni
rezultati

46

Dogodki
v letu 2022

49

Družbena
odgovornost

55

Poslovno
poročilo

76

Izjava o nefinančnem poslovanju

83

Finančni kazalniki

85

Poročilo neodvisnega revizorja

92

Računovodski izkazi

Kratek pregled

UniCredit: kdo smo

UniCredit je vseevropska komercialna banka z edinstveno ponudbo, ki podpira 15 milijonov strank v Italiji, Nemčiji ter Srednji in Vzhodni Evropi.

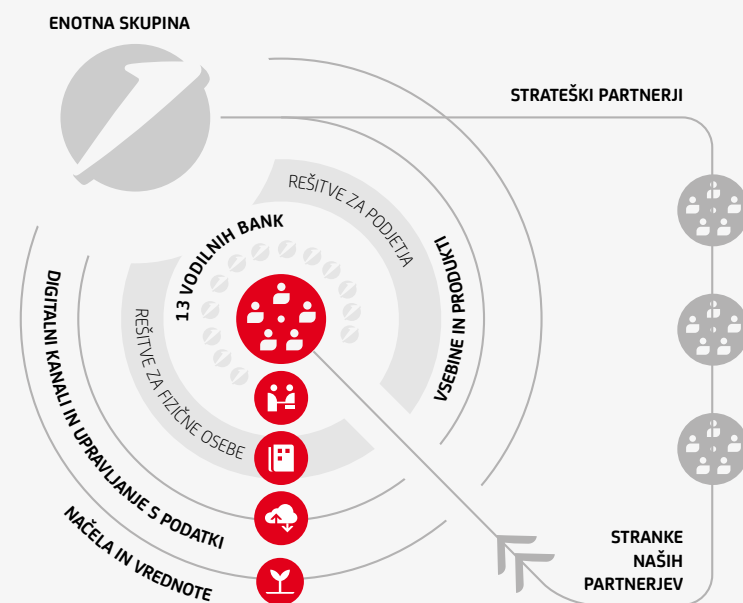
Naše poslanstvo je **podpirati skupnosti pri napredku**. Prepričani smo, da lahko le z najboljšimi rešitvami za vse naše deležnike sprostimo potencial, prisoten po vsej Evropi - tako pri naših strankah in zaposlenih kot tudi lokalnih skupnostih.

4

REGIJE

15 ^M
MILIJONOV

STRANK PO VSEM SVETU



Kaj delamo

Cilj skupine UniCredit je postati banka za prihodnost Evrope. V letu 2022 smo nadaljevali s preobrazbo, da bi uresničili zastavljene cilje in zgradili boljšo banko, ki bo predstavljala zgled v naši panogi.

Naš strateški načrt **UniCredit Unlocked** je zasnovan z namenom, da zagotovimo rezultate za vse naše deležnike: naše stranke, naše zaposlene in naše delničarje. Izvedba načrta je v polnem teku, postavljeni so bili tudi temelji za trajnosten in dolgoročen uspeh.

Posluujemo kot enotna banka, pri čemer se opiramo na našo mrežo po vsej Evropi in na moč našega kolektiva, da lahko vsem našim deležnikom ponudimo le najboljše. Vse naše aktivnosti so podkrepljene z zavezanostjo načelom ESG. Odločeni smo prispevati k ustvarjanju trajnostne prihodnosti našega planeta in ta cilj je vodilo vseh naših dejanj in odločitev.

V preteklem letu so se učinki naše preobrazbe odrazili v dobrih finančnih rezultatih, predvsem pa v izpolnjevanju ciljev, ki smo si jih zastavili v strateškem načrtu UniCredit Unlocked. To je razvidno iz dobrih rezultatov za naše deležnike in nenazadnje iz našega poslanstva, da podpiramo skupnosti pri napredku.



Photo Andrea Cherchi

Nagovor predsednika uprave Banke





Smo v procesu preobrazbe, ki se je šele začela. UniCredit je banka za prihodnost Evrope – preoblikovana, močna in pripravljena na soočanje z negotovimi razmerami, z visokimi poslovnimi cilji z namenom ustvarjanja vrednosti za vse naše deležnike.

Spoštovani delničarji, partnerji in sodelavci,

po pandemiji COVID-19 je slovensko gospodarstvo hitro okrevalo in že sredi lanskega leta preseglo raven pred krizo. V primerjavi s preostalimi evropskimi državami je bilo gospodarsko okrevanje Slovenije celo hitrejše od povprečja držav EU¹. Nedvomno je bilo leto 2022 še eno leto, v katerem so se morale banke intenzivno prilagajati spremenjenemu okolju in potrebam strank. Leto 2022 pa se bomo v UniCredit Bank spominjali tudi po številnih dosežkih.

Banka je leto 2022 zaključila s 47,7 milijona evrov dobička pred obdavčitvijo, medtem ko je dobiček po obdavčitvi znašal 41,4 milijona evrov, kljub še vedno prisotnemu vplivu pandemije COVID-19, naraščajoči inflaciji, energetske krizi, splošni negotovosti in odgovoru ECB na razmere na trgu z dvigom obrestnih mer. Neto obrestni prihodki Banke so v letu 2022 znašali 44,5 milijona evrov, predvsem zaradi večjega obsega kreditiranja strank in dviga obrestnih mer.

Administrativni stroški (brez amortizacije) so se povečali le za 3 % (čeprav je stopnja inflacije v Sloveniji nad 10 %) in vključujejo popolno prenovo poslovnih prostorov na sedežu Banke z namenom uvedbe hibridnega delovnega okolja. To je rezultat dobro strukturirane stroškovne discipline, ki je ublažila povečanje pri stroških zaposlenih, IKT stroških in ostalih operativnih stroških.

Banka je dobro kapitalizirana in poroča o količniku kapitalске ustreznosti (angl. CAR) za leto 2022 v višini 18,8 %.

1 Statistični urad RS: Statistični pregled leta 2022.

Medtem ko na področju poslovanja s podjetji naš tržni delež ostaja med vodilnimi, se je po nekaj letih z več kot 4.000 novimi strankami v letu 2022 tudi tržni delež na področju poslovanja s prebivalstvom in mikro podjetij ponovno začel krepiti ter je v preteklem letu prispeval 40 % vseh ustvarjenih prihodkov Banke.

S številnimi aktivnostmi smo našim strankam in skupnostim pomagali ne samo prebroditi to težko obdobje temveč smo podjetja podprli pri povečevanju obsega njihovega poslovanja in inovacijah z različnimi rešitvami, ki so bile na voljo prek Evropskega jamstvenega sklada (EGF), rešitvami s področja obratnega kapitala za povečevanje likvidnosti, odigrali pa smo tudi pomembno vlogo na področju sindiciranih posojil in strukturiranih financ. Svetovalna skupina UniCredit za podjetniške finance je tudi v letu 2022 svetovala in sodelovala pri več pomembnejših transakcijah.

Naša ključna prednost so prijazni in profesionalni zaposleni

Zavedamo se, da je sistematično zbiranje mnenj strank najboljša osnova za naše izboljšave in oblikovanje rešitev, ki jim pomagajo pri napredku in soočanju z izzivi. S strankami želimo graditi dolgoročne odnose, kar je mogoče le z vzpostavitvijo organizacijske kulture, ki stranko vedno postavlja v središče delovanja, teži k poenostavitvam in izboljšanju uporabniške izkušnje na vseh stopnjah interakcije.

Ankete, ki smo jih izvedli v letu 2022², so znova potrdile, da se uvrščamo med najboljše ponudnike na trgu, pri čemer imata pomembno vlogo strokovnost in prijaznost naših svetovalcev, ki pozitivno vplivata tudi na verjetnost priporočanja naših storitev. Zadovoljstvo s poslovalnico in kontaktnim centrom je bilo bistveno večje od zadovoljstva s konkurenčnimi bankami, prav tako pa je bilo tudi zadovoljstvo s skrbnikom poslovnih strank bistveno večje od zadovoljstva s konkurenčnimi bankami.

Uresničevanje našega poslanstva potrjujejo tudi prejeta priznanja, med katerimi naj izpostavim Euromoney Cash Management Award. S to nagrado so nas stranke izbrale za najboljšega ponudnika storitev in vodilno banko na slovenskem trgu na področju upravljanja z denarnimi sredstvi, revija Global Finance nas je imenovala za Najboljšo skrbniško banko, medtem ko nam je revija Moje finance na podlagi svoje raziskave storitev podelila certifikate »Najugodnejša banka 2022«, »Naj potrošniško posojilo s fiksno obrestno mero«, »Naj potrošniško posojilo s spremenljivo obrestno mero« in »Naj stanovanjsko posojilo s spremenljivo obrestno mero«.

Rezultati so spodbuda za naše prihodnje napore, predvsem pa iz njih črpamo ideje za dodatne izboljšave. Akcijski načrti za izboljšave vključujejo delavnice za odpravo ponavljajočih se težav ter srečanja z namenom izmenjave najboljših praks, pridobljenih lekcij pri odnosih s strankami, spodbude sodelovanja vseh organizacijskih enot pri ustvarjanju še boljše uporabniške izkušnje, in danes še kako pomembne digitalne izkušnje strank.

² Benchmarking (primerjalna analiza), R-NPS (Relacijski NPS) in Instant Feedback (takojšnja povratna informacija). Več v poglavju Odnosi s strankami.

Inovacije uporabljamo kot pomoč pri podpori skupnosti

V letu 2022 smo še pospešili naša prizadevanja na digitalnem področju, ne le zato, ker so to pričakovale naše stranke, pač pa tudi zato, ker je digitalizacija hrbenica naše strategije in želimo našim strankam zagotoviti najboljše produkte in storitve na trgu. Uvajamo sodobne digitalne tehnologije, da bi povečali varnost in izboljšali uporabniško izkušnjo naših strank in sodelavcev, pri čemer se v vsem, kar počnemo, odločno premikamo od besed k dejanjem.

Naj omenim samo nekatere novosti: povečali smo višino zneska kredita, za katerega je mogoče zaprositi na spletu, poenostavili odpiranje računa prek spleta, nadgradili mobilno banko, uvedli takojšnje plačilo Flik za fizične in pravne osebe, povečali obseg bančnih produktov, ki jih je mogoče skleniti brez obiska poslovalnice ter omogočili elektronsko podpisovanje dokumentacije.

Ker želimo povečati digitalno prodajo, smo na digitalnem področju znatno izboljšali spletne platforme in dosegli odlične rezultate zlasti na področju posojil, sklenjenih prek spleta.

Kljub temu pa se zavedamo, da pristen stik z izkušenim bančnim svetovalcem navkljub porastu uporabe digitalnih bančnih rešitev ostaja neprecenljiv, zlasti ko se stranka odloča za zahtevnejše bančne produkte. Zato tudi v prihodnje ostajamo digitalna banka z osebnim pristopom.

Nove vrednote in poslanstvo v teoriji, predvsem pa v praksi

Na poti preobrazbe celotne matične skupine in s ciljem, da postanemo vodilni pri vključevanju dejavnikov ESG v vse pore našega poslovanja, smo naredili dodaten korak. Ponovno smo opredelili naše vrednote, poslanstvo in ključne aktivnosti, s katerimi bomo prispevali k sprostitvi potenciala naših deležnikov in gospodarskega razvoja Evrope.

Zavezali smo se našim skupnim vrednotam (integriteta, skrbnost in odgovornost), ki usmerjajo vsa naša vedenja, od medsebojne komunikacije do tega, kako svetujemo strankam in podpiramo naše skupnosti. Ker je ESG ključni steber naše strategije, se dobro zavedamo, da je vodenje z zgledom pravi pristop, medtem ko je ESG vgrajen v naše celotno poslovanje kot kolektivna miselnost, za katero vsi prevzemamo odgovornost.

Odgovornost za spremembe pri sodelavcih spodbujamo tudi z imenovanjem lokalnih ambasadorjev na področju vrednot, kulture odprtega dialoga, ESG, vključenosti, spoštovanja raznolikosti in zagotavljanja enakosti in s tem tudi

vzpostavljanja prijaznejšega delovnega okolja za vse. Ambasadorji so pobudniki lokalnih aktivnosti na navedenih področjih, delijo najboljše prakse s kolegi iz drugih držav in o napredku poročajo najvišjemu vodstvu skupine UniCredit.

Zmanjševanje negativnega in povečevanje pozitivnega vpliva na okolje

Odgovornost za varovanje širšega okolja kažemo z vse večjim obsegom brezpapirnega poslovanja, ki se je začelo z uvedbo podpisnih tablic v naših poslovalnicah, v letu 2022 pa smo omogočili digitalno podpisovanje pogodb za vse produkte, ki so del trenutne ponudbe za stranke ter postavili osnovo za brezpapirno blagajniško poslovanje, ki ga bomo vzpostavili v začetku leta 2023.

Dodatne pozitivne učinke smo dosegli z vzpostavitvijo pametnih pisarn na sedežu Banke, ki smo ga v preteklem letu popolnoma prenovili tako, da podpira hibriden način dela, za katerega se je odločilo kar 77 % naših sodelavcev. Pri prenovi prostorov smo dali prednost funkcionalnosti, izbrali smo trajnostne materiale ter ukinili vso plastično embalažo za enkratno uporabo. S sodobnimi tehnologijami smo omogočili digitalno povezovanje med sodelavci in zunanjimi partnerji, bistveno zmanjšali porabo papirja, emisije CO₂ ter prispevali k lažjemu usklajevanju službenih in privatnih obveznosti zaposlenih.

Tudi v času prenove smo sklepali partnerstva z lokalnimi dobavitelji, od katerim zahtevamo upoštevanje najvišjih standardov na področjih kot so denimo etika in spoštovanje, povračilni ukrepi, ničelna toleranca do korupcije, pranja denarja in podobno zahtevamo od naših dobaviteljev in izbiramo takšne, ki razmišljajo na podoben način kot mi.

Ostajamo zavezani podpori skupnosti pri premagovanju izzivov in si prizadevamo za stabilnejšo in trajnostno prihodnost

Če s prej omenjenimi aktivnostmi prispevamo k ohranjanju okolja za prihodnje generacije, pa smo se tudi na področju donacij in sponzorstev že približali poslanstvu – podpirati skupnosti pri napredku.

Poleg nujne pomoči v obliki toplih obrokov, bonov za nakup osnovnih življenjskih potrebščin in pomoči pri obnovi gasilske opreme, uničene v požarih, smo ob obnovi poslovnih prostorov prisluhnili potrebam lokalnih društev in neprofitnih organizacij, ter jim podarili še uporabno kvalitetno pisarniško opremo za njihovo delovanje.

Lokalno okolje smo podprli s ciljno usmerjenimi pobudami v skladu z našim poslanstvom podpiranja skupnosti pri napredku, med njimi predvsem izobraževalne projekte za mlade, ki omogočajo boljše prihodnje odločitve pod okriljem Zveze prijateljev

mladine Ljubljana Moste-Polje (vzpostavitev večgeneracijskega centra Skupna točka), Zavoda preslica (vzpostavitev učnega vrta v degradiranem vaškem okolju z elementi samooskrbe) in Centra za socialno delo Ljubljana (projekta CONA in učna pomoč mladim z manj priložnostmi).

Sklenili smo tudi partnerstvo z uredništvom časnika *Moje finance* za izvedbo projektov, ki bodo prispevali k povečanju finančne pismenosti odraslih, otrok in socialno ogroženih družin.

Nadaljevali smo s partnerstvom z Zdravniško zbornico Slovenije ter s Časnikom *Finance* kot podpornik projekta *Izvozniki.si*, ki nam omogoča povezovanje in podporo pri razvoju podjetij, ki so gonilna sila slovenske gospodarske rasti. Podprli pa smo tudi izvedbo vrhunskega kulturnega dogodka *Festival Ljubljana*.

To je šele začetek

Tudi v letu 2023 bomo poslovali v okolju makroekonomske nestabilnosti in negotovosti. Vpliv te situacije bodo občutili predvsem najranjivejši sloji družbe, ki se bodo prvi soočili z najbolj perečimi izzivi. Podjetja se bodo morala vedno bolj spraševati, kaj lahko storijo, ne samo, da se zavežejo k pomoči, ampak tudi ukrepajo tako, da pomagajo konkretno, brez odlašanja in na oprijemljiv način.

Z doseženimi rezultati smo vzpostavili dobre temelje, da bomo lahko še naprej podpirali skupnosti pri izzivih, pri čemer bomo stranko vedno postavili v središče, se oprli na inovacije in predanost naših sodelavcev ter moč naših partnerstev, znotraj skupine UniCredit in izven nje.


Smo v procesu preobrazbe, ki se je šele začela. UniCredit je banka za prihodnost Evrope – preoblikovana, močna in pripravljena na soočanje z negotovimi razmerami, z visokimi poslovnimi cilji z namenom ustvarjanja vrednosti za vse naše deležnike.

Z zaupanjem naših lastnikov, nadaljnjo dragoceno podporo sodelavcev in odločitvami, ki bodo temeljile na oprijemljivih podatkih, bomo še naprej prispevali k skupnemu rezultatu Skupine ter postavljali nove standarde poslovanja bančnega sektorja.



Lorenzo Ramajola

Predsednik uprave
UniCredit Banka Slovenija d.d

A photograph of a middle-aged man with grey hair, wearing a light blue dress shirt and a red patterned tie, sitting on a dark ledge. He is looking towards the camera with a slight smile. The background is a large window with a view of a city skyline, slightly blurred. The text 'Nagovor glavnega izvršnega direktorja' is overlaid in white on the right side of the image.

Nagovor glavnega izvršnega direktorja



Trdno sem prepričan, da je UniCredit organizacija, ki sledi zastavljenim ciljem, kar smo počeli tudi v letu 2022. Odločno smo se soočili z novimi izzivi. Zahvaljujoč našim proaktivnim ukrepom, smo sposobni zgrabiti vse priložnosti, kakor hitro se pojavijo.

Spoštovani deležniki,

ko se ozremo na leto 2022, je očitno, da je bilo za UniCredit prelomno. To je bilo leto, ko smo izpeljali temeljne korake strateškega načrta UniCredit Unlocked, kar je našo banko še dodatno okrepilo. To je bilo leto, ko smo postavili temelje za prihodnje uspehe. Bilo je tudi leto preobrazbe naše banke.

Danes je UniCredit drugačna organizacija kot pred letom dni. To ni posledica sprememb katerega koli temeljnega načela naše Banke; gre za rast in vrednost, ki smo ju ustvarili od znotraj. Aduiti, ki so nam prinašali prednost in zviševali potencial v lanskem letu, ostajajo: veliko število talentov v skupini UniCredit, izjemne stranke in vseevropski doseg. Pa vendar smo danes drugačna banka.

Drugečni smo zato, ker smo s temi elementi naredili nekaj več. Z UniCredit Unlocked smo izboljšali način koriščenja temeljnih prednosti naše Banke. V letu 2022 smo preoblikovali naš operativni model tako, da smo dodatno motivirali naše zaposlene in našim strankam ponudili tisto, kar so od nas zahtevale. Novi model omogoča najboljši izkoristek ponudbe naše Banke in se osredotoča na rast in ne na zmanjševanje števila zaposlenih.

Zlasti je bilo odločilno, da je načrt UniCredit Unlocked leta 2022 spremenil kulturo naše organizacije in našo miselnost. Danes smo v prihodnost usmerjena banka z ambicioznimi načrti glede našega uspeha in doseganja trajnostne rasti. Zmagujemo.

Prav ta sprememba miselnosti je gonilo naše uspešnosti pri delu s strankami, zagotavljanju uspeha za vse naše deležnike in preoblikovanju v banko za evropsko prihodnost. Do uresničitve tega končnega cilja nas čaka še veliko dela, a vendar smo danes banka, ki je operativno sposobna uresničiti tako velike ambicije.

V preteklem letu se je bolj kot kdaj koli prej izkazalo, da živimo v kompleksnem in hitro razvijajočem se svetu. Edina stvar, ki jo lahko z gotovostjo pričakujemo, je negotovost sama. Zato moramo tako kot vselej, še posebej pa v teh razmerah, vztrajno delovati skladno z našimi načeli in vrednotami.

Trdno sem prepričan, da je UniCredit organizacija, ki sledi zastavljenim načelom, kar smo počeli tudi v letu 2022. Odločno smo se soočili z novimi izzivi. Zahvaljujoč sprejetim proaktivnim ukrepom smo sposobni zgrabiti vse priložnosti, kakor hitro se pojavijo.

To nas je pripeljalo do nekaterih težkih odločitev, vendar so to odločitve, pri katerih nas je vodila načelnost in za katere bi se odločili vedno znova.

Vzpostavljamo nov zgled za bančni sektor s poudarkom na dolgoročnem ustvarjanju vrednosti, trajnosti, vztrajnosti in vključenosti.

Trdni temelji

Na začetku lanskega leta so mnogi menili, da so naše ambicije prevelike. Zastavili smo si prezahteven načrt. A kljub vsem izzivom, ki jih je prineslo leto 2022, si ga bomo zapomnili kot leto, v katerem smo presegli vse svoje cilje.

Z ekipo, ki jo vodijo skupne ambicije in strast, smo hitro napredovali, presegli svoje načrte in v rekordnem času izvedli preobrazbo.

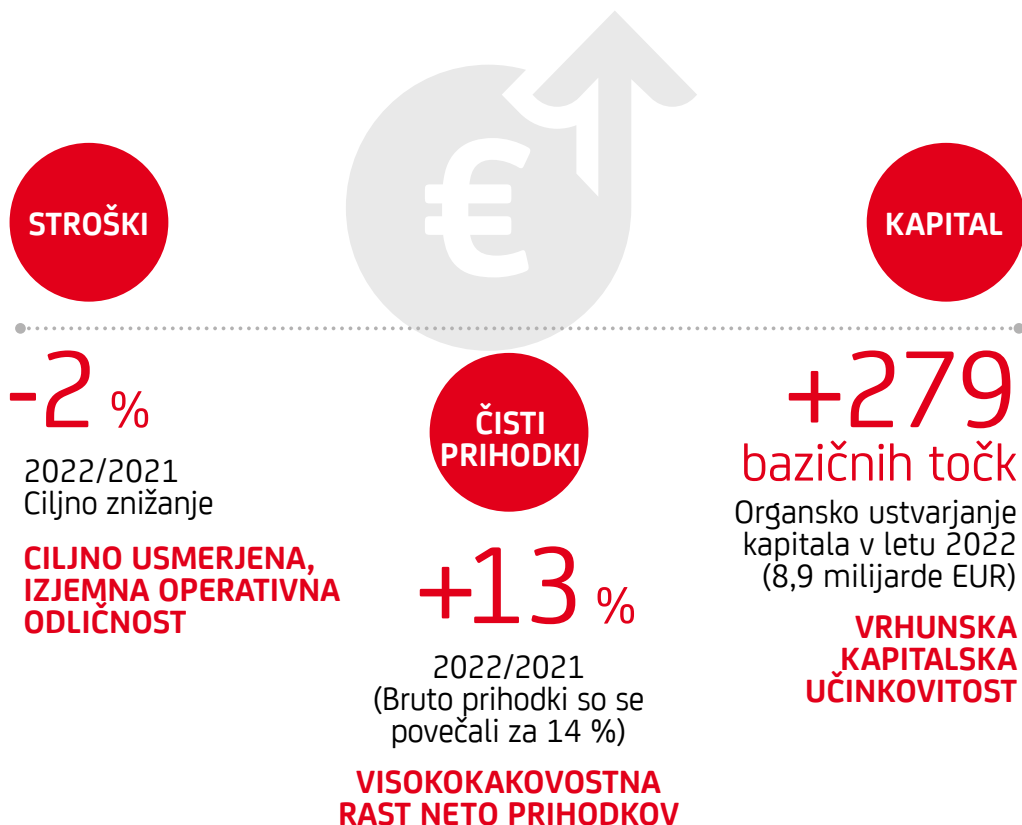
Okrepili smo naši dve liniji vrhunskih storitev, ki jih lahko ponuja strankam vsaka od naših 13 bank. Gre za preizkušen model, ki ga naši konkurenti težka kopirajo.

Začeli smo optimizirati in posodabljati našo obstoječo infrastrukturo, z namenom vzpostavitve povsem digitalne in podatkovno podprte organizacije, ki bo pripravljena na izzive prihodnosti.

Dosegli smo zastavljene cilje na področju ESG in ostajamo neomajni v svoji zavezi, da do leta 2024 dosežemo 150 milijard novih investicij v projekte ESG, od katerih bo 10 milijard namenjenih socialnemu financiranju, ter načrtu, da do leta 2050 dosežemo ničelno neto vrednost financiranih emisij, do leta 2030 pa ničelno neto vrednost lastnih emisij. Naše zaveze na področju ESG so ključen del naše zmogljivosti, da določimo nova referenčna merila za bančni sektor in postanemo banka prihodnosti, pri čemer smo odločeni, da bomo v prihodnjih letih storili še več in šli še dlje.

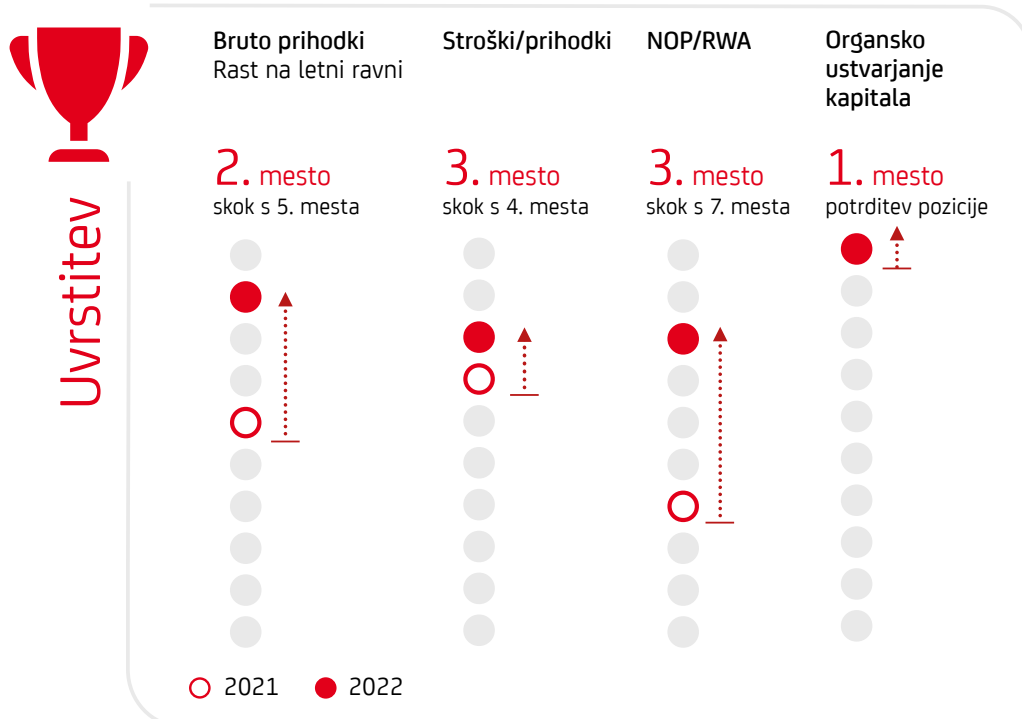
Vsi naši ukrepi na področju preobrazbe so neposredno povezani z našo finančno uspešnostjo in ključnimi kazalniki finančne uspešnosti, ki se odražajo v treh kategorijah stroški, neto prihodki in kapital. Danes smo banka, ki dosega donosno in trajnostno rast, je učinkovita, organsko ustvarja presežni kapital, ima močno bilanco stanja in visok kapital. Dosegamo najboljše rezultate v zgodovini skupine UniCredit. V zadnjem četrletju smo napovedali, da bo čisti dobiček¹ v letu 2022 znašal 5,2 milijarde EUR, in že osmo četrletje beležimo rast na letni ravni.

1. Čisti dobiček z metodologijo UniCredit Unlocked (izkazani čisti dobiček, prilagojen za kupone AT1 in CASHES ter vplive prispevka za prenos davčne izgube iz odloženih davčnih terjatev).



V primerjavi s konkurenčnimi bankami dosegamo najvišjo stopnjo rasti prihodkov iz poslovanja, učinkovito poslovanje in organsko ustvarjanje kapitala. Imamo enega najvišjih količnikov CET1, enega najkakovostnejših kreditnih portfeljev in kritij ter največje v prihodnost usmerjene varnostne rezerve.

HITREJŠI NAPREDEK V PRIMERJAVI S KONKURENČNIMI BANKAMI NA VSEH PODROČJIH²



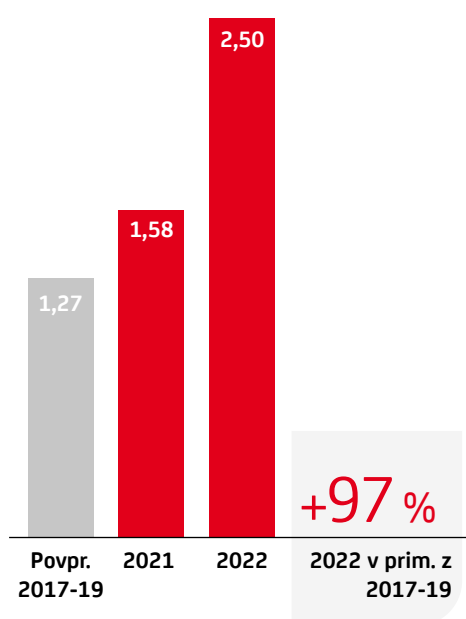
2. Primerjava rezultatov bank in rezultatov skupine UniCredit je narejena na podlagi javno dostopnih podatkov.

Konkurenčne banke, ki so zajete v primerjavo: BBVA, BNP Paribas, Commerzbank, Credit Agricole S.A., Deutsche Bank, ING, Intesa Sanpaolo, Santander, Société Générale.

Naši rezultati skozi vse leto so dokaz naše preobrazbe in izvajanja strategije na vseh področjih, kar nam omogoča, da se uspešno spopadamo s krizami ter zagotavljamo trajnostno in privlačno izplačilo delničarjem. Naši rezultati in njihova kakovost nam omogočajo, da lahko predlagamo izplačilo delničarjem za leto 2022 v skupni višini 5,25 milijarde evrov, kar je 40-odstotno povečanje v primerjavi s prejšnjim letom, pri čemer čakamo še na soglasje delničarjev in nadzornega organa.

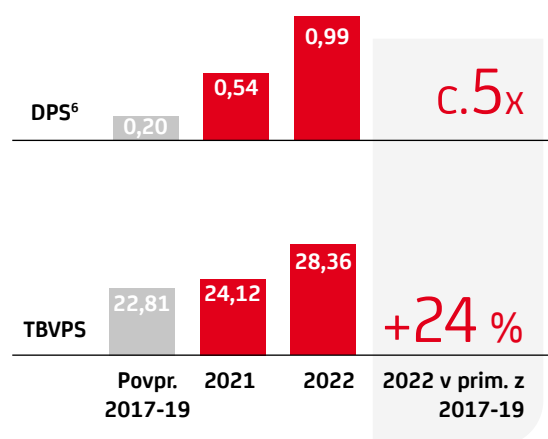
Obenem ustvarjamo izjemno vrednost delnice. Rast čistega dobička je bila dodatno okrepljena z odkupi delnic, kar je skoraj podvojilo dobiček na delnico (EPS) v primerjavi s preteklimi obdobji, pri čemer je bila vrednost dividende na delnico (DPS) petkrat večja, knjigovodska vrednost delnice pa se je povečala za skoraj četrtno.

POVEČANJE EPS^{3,4}



USTVARJANJE IZJEMNE VREDNOSTI ZA DELNIČARJE

>50% tržne kapitalizacije⁵, ki je pogoj za izplačilo delničarjem od začetka leta 2021



Podatki za celotno Skupino, vključno z Rusijo

3. Čisti dobiček z metodologijo UniCredit Unlocked (izkazani čisti dobiček, prilagojen za kupone AT1 in CASHES ter vplive prispevka za prenos davčne izgube iz odloženih davčnih terjatev; za leto 2021 tudi prilagojen za postavke, ki niso povezane s poslovanjem); Skupina v obdobju 2017-2019 brez Turčije in banke Finco za namene primerjave.

4. EPS se izračuna na podlagi čistega dobička, kot je opredeljen zgoraj, deljenega s povprečnim zneskom razredčenih delnic (agl. diluted shares) v obravnavanem obdobju.

5. Razdelitev v letu 2022 je odvisna od odobritev nadzornega organa in delničarjev.

6. Najboljša ocena DPS za leto 2022, za dodatne podrobnosti glej sporočilo za javnost o rezultatih za leto 2022.

Pogled v prihodnost

Težko je napovedati, kaj nam bo prineslo leto 2023, vendar sem zaradi napredka, ki smo ga dosegli v preteklem letu, prepričan, da se bomo znali soočiti s prihodnostjo in izkoristiti priložnosti, ki nam jih bo ponudilo to okolje. Veliko smo že dosegli, vendar imamo v naši Banki še ogromno neizkoriščenega potenciala. Leto 2022 je prineslo preobrazbo naše Banke, toda to je bil šele začetek, in prepričan sem, da bomo dosegli še veliko več.

Pred nami so nedvomno veliki izzivi, tako za posamezne organizacije kot za Evropo kot celoto. Če želimo izkoristiti ves potencial Evrope kot gospodarskega območja, se moramo povezovati še bolj kot doslej. To bo prineslo izjemne koristi in nam zagotovilo še večjo konkurenčnost na svetovnem prizorišču – na način, ki ga trenutno ne poznamo.

Ko se bomo soočali z izzivi, ki so pred nami, se bomo v skupini UniCredit vračali zlasti k dvema temeljnima zadevama.

Prva so naši trdni temelji, ki jih lahko uspešno nadgrajujemo in uresničimo potencial, ki je še na voljo, ter naša notranja moč, ki izhaja iz vloge vseevropske banke. Naša prisotnost in delovanje po vsej celini nam omogočata, da izkoristimo prednosti naše velikosti. V letu 2022 smo se lahko prepričali, da se ponudba strankam eksponentno poveča, če jo razširimo na vseh 13 bank v Skupini.

Druga pa je naša želja, da oblikujemo nov model bančništva, ki ga bodo vodila načela in vrednote ter bo dolgoročno zagotavljal uspeh za vse deležnike. K temu se bomo vedno znova vračali, ko si bomo utirali pot v težavnih obdobjih. Trdno verjamem, da nam je tako uspeh zagotovljen. Zagotovljene so nam tudi zmage, tako za naše stranke kot tudi za naše lokalne skupnosti in vlagatelje.

UniCredit postaja še boljša banka. V letu 2022 smo naredili velike korake na poti k temu cilju in vem, da nas v letu 2023 čaka še veliko več.

Iskreno se vam zahvaljujem za vašo podporo. Posebna zahvala gre upravnemu odboru, našim vlagateljem, ekipi skupine UniCredit, našim strankam in skupnostim, v katerih delujemo. Hvaležni smo za zvestobo in podporo pri prehodu v naslednjo fazo naše rasti, ki bo nadgradila dosežke v letu 2022.

Prav predanost članov naše ekipe nam je omogočila, da smo dosegli ne le neverjetno organizacijsko preobrazbo, temveč tudi boljši način delovanja v celotni panogi za vso Evropo.

Leto 2022 je bilo leto, ko smo postavili temelje za ta uspeh, in ne dvomim, da bo leto 2023 leto, v katerem bomo poželi sadove našega truda.

Hvala,



Andrea Orcel

Glavni izvršni direktor
UniCredit S.p.A.

Ključni mejniki v letu 2022 - ob rekordnih rezultatih



UniCredit & Allianz – predstavitev novega partnerstva
Partnerstvo z Allianz

Združeni z istim ciljem, podporo Ukrajini
UniCredit podpira Ukrajinu in njene prebivalce na vseh svojih lokacijah

JANUAR

FEBRUAR

MAREC



Najboljši delodajalec v Evropi
Skupina UniCredit je prejela naziv najboljšega delodajalca v Evropi za leto 2022

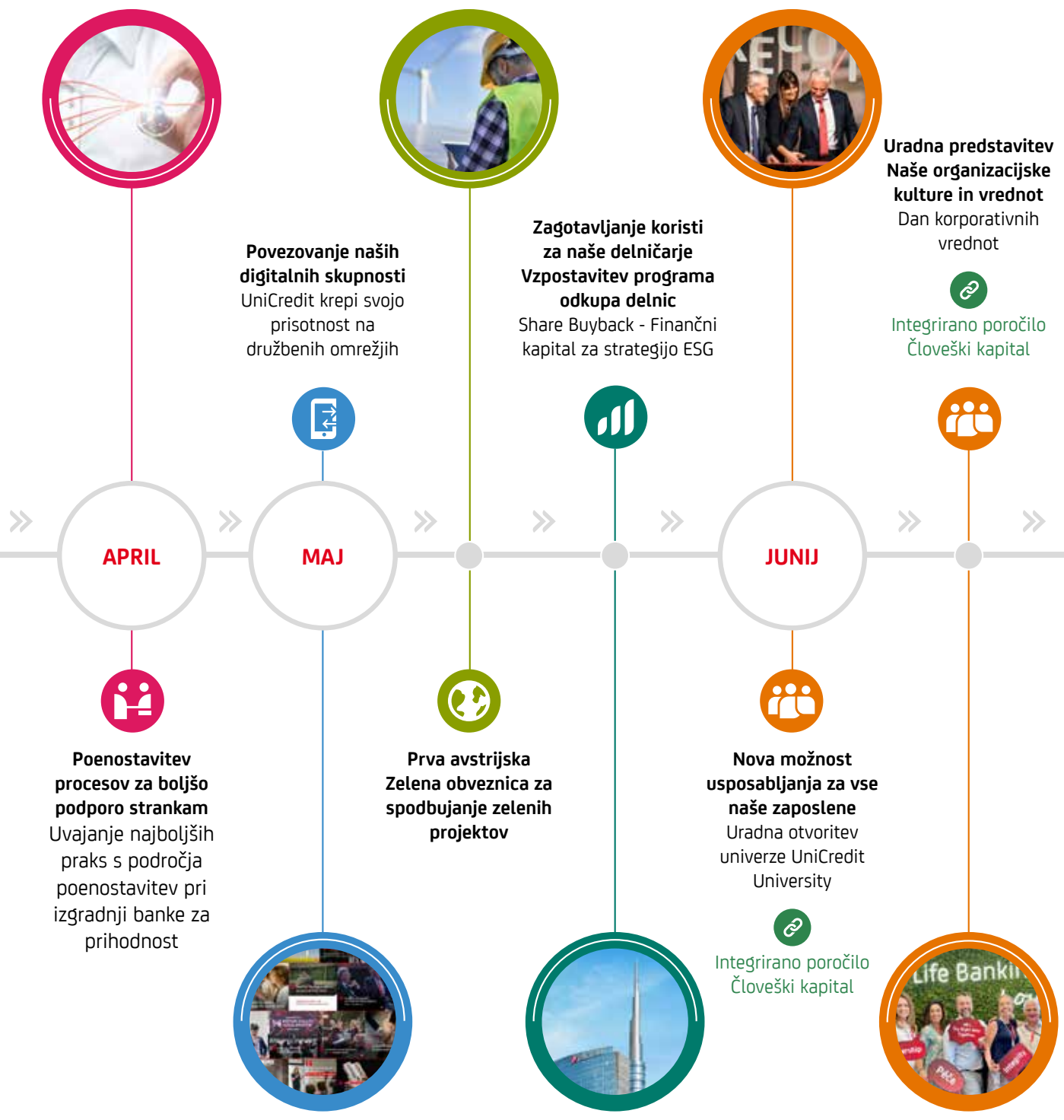
Optimizacija našega digitalnega portfelja z vodilno tehnologijo za analizo podatkov
Nemčija predstavi platformo OneWealth

V središče postavljamo naše stranke
Poslovanje s podjetji in investicijsko bančništvo se spremeni v Rešitve za stranke



1Q

Ponosni na naš napredek





Naša zaveza k trajnostnemu poslovanju

Prvo poročilo o izdaji trajnostnih obveznic



Integrirano poročilo
Finančni kapital



Financiranje proizvodnje solarne energije na Madžarskem

Trajnostni razvoj na področju solarne energije



JUNIJ

JULIJ

AVGUST



3 finančni kazalci:
neto prihodki, stroški
in kapital



Nova ponudba
storitev za digitalno
usmerjena podjetja
Naložbe v nove
spletne rešitve

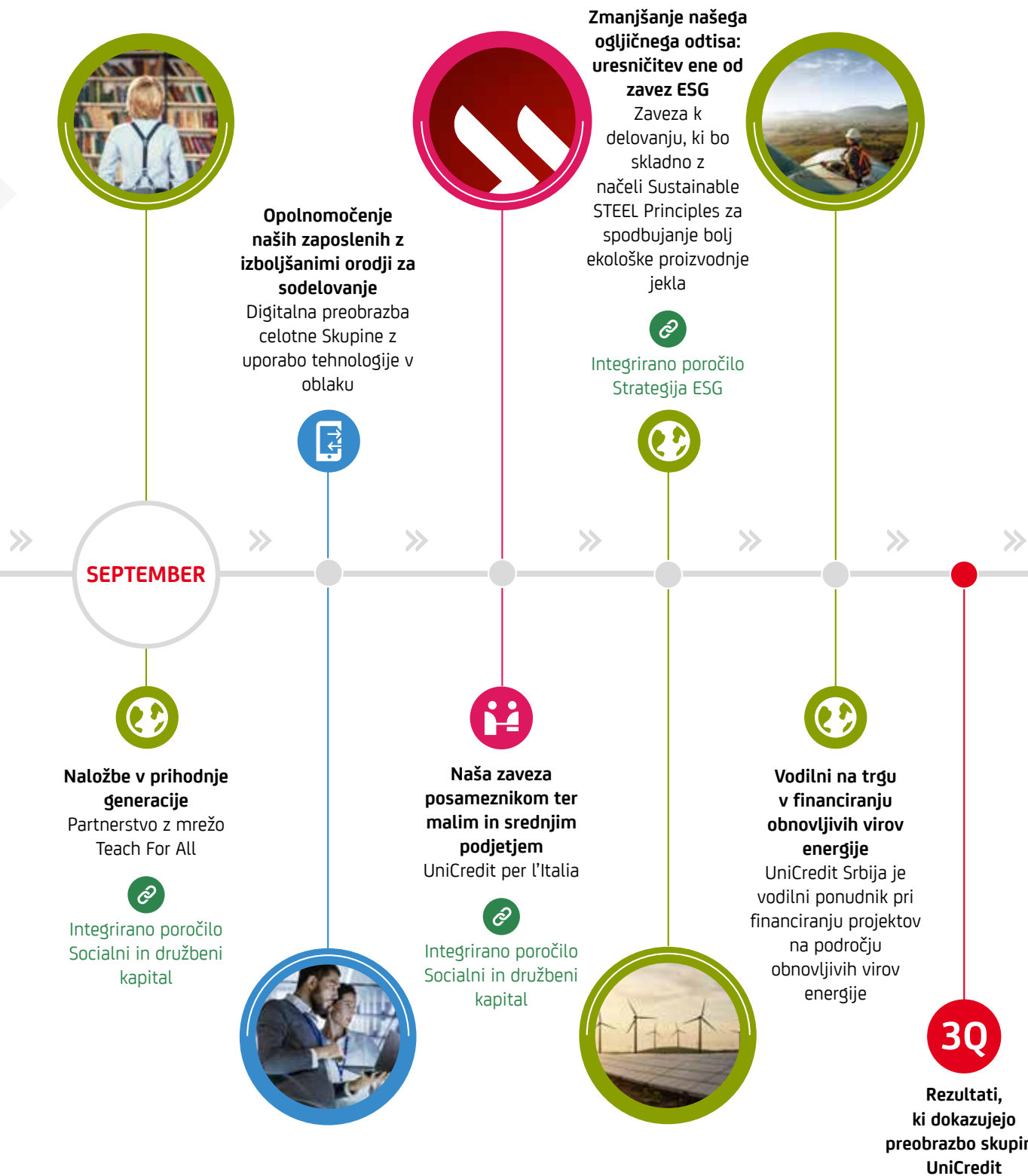


Predstavitev našega
novega Kodeksa
ravnanja
Kodeks ravnanja, izdaja
v letu 2022

2Q

Izjemna uspešnost
in dobra pozicija







Dodaten korak na poti do NET ZERO

UniCredit je prva banka v Evropi, ki je pridobila oceno ESG GRESB za svoj portfelj poslovnih nepremičnin



Integrirano poročilo
Naravni kapital



Začetek novega obdobja za UniCredit

Zagon sklada onemarkets



Predstavitve naših korporativnih vrednot

Naš manifest korporativnih vrednot v praksi



OKTOBER



NOVEMBER



Zagotavljanje enakovrednosti spolov v banki

UniCredit pridobi certifikat EDGE



Integrirano poročilo
Človeški kapital



Vzpostavitev povezane, hitre in digitalne banke

Digitalni dnevi



Integrirano poročilo
Intelektualni kapital



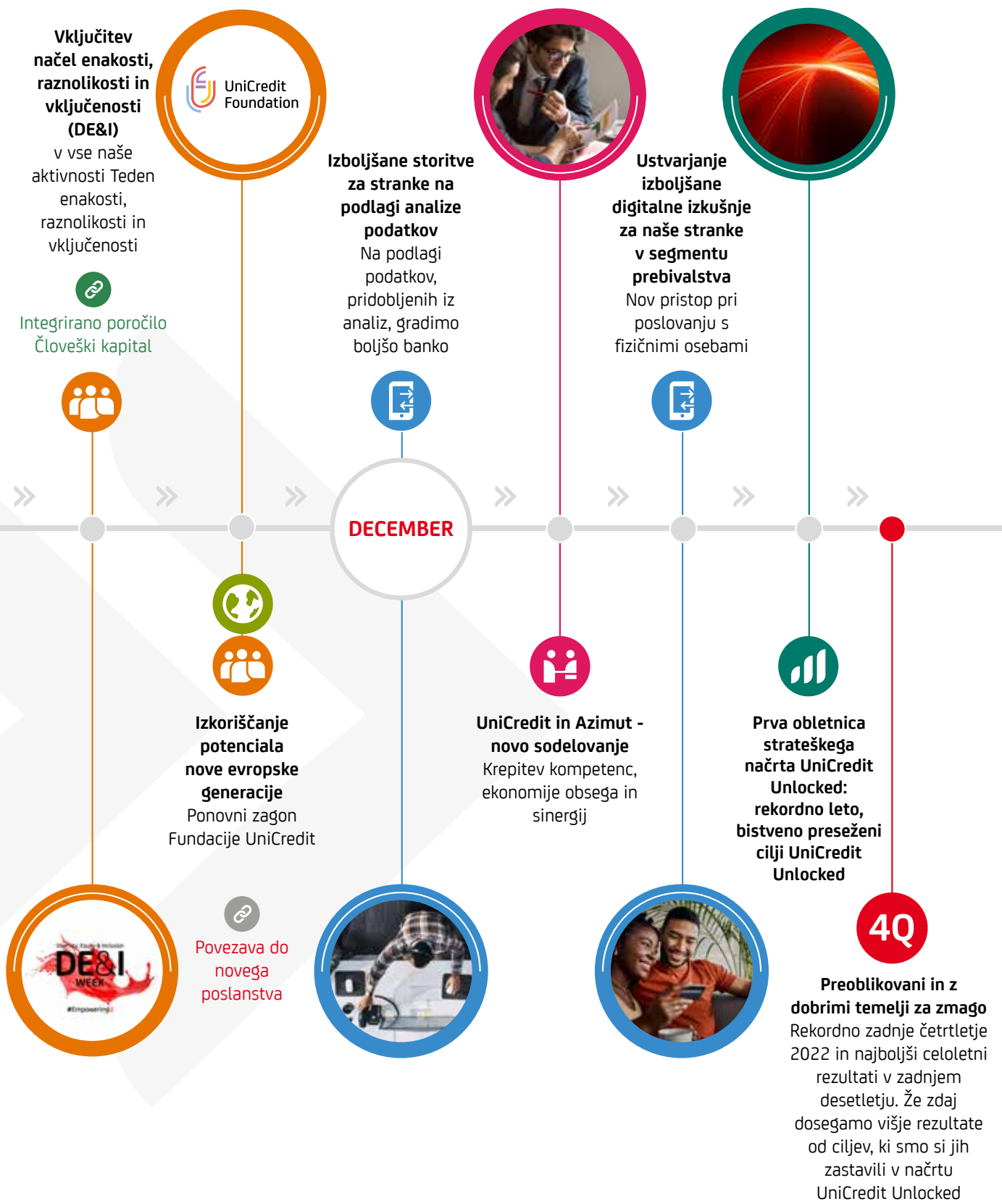
Podpora pri krepitevi položaja bolgarskih podjetij in MSP

Prvi posel listinjenja v Bolgariji



Posodobljen Wi-Fi sistem za vse

Delujoče brezžično omrežje v vseh naših prostorih



Finančni poudarki in pomembni mejniki

Leto 2022 je potrdilo, da je UniCredit preoblikovana banka. UniCredit Unlocked je prava strategija.



ZAPOSLENI IN ORGANIZACIJA - PRAVA POT DO SKUPNE ZMAGE

- Vzpostavitev okvira za zagotavljanje rasti z odpravo nekaterih vodstvenih nivojev in vzpostavitvijo dveh glavnih produktivnih linij
- Racionalizacija procesov in opolnomočenje sodelavcev znotraj jasno postavljenih okvirov
- Poenostavitev organizacijske strukture s ciljem približevanja stranki



NAČELA IN VREDNOTE

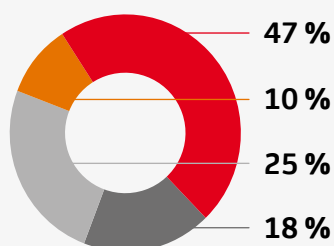
- Delovanje v skladu z jasno opredeljenimi vrednotami ter vključevanje naših načel, vrednot in vsebin ESG v vse naše aktivnosti
- Zavezanost k podpori strankam in skupnostim pri pravičnem in poštenem prehodu na bolj trajnostno delovanje
- Vzpostavitev jasno opredeljenih ključnih kazalnikov uspešnosti, tj. ciljev NET ZERO v treh izbranih sektorjih, in spremljanje strank pri njihovem prehodu na bolj trajnostno poslovanje



VLAGATELJI - PRIVLAČNA BANKA, KI JE V LETU 2022 ZAGOTOVILA NAJSTABILNEJŠI DONOS IN ORGANSKO USTVARJANJE KAPITALA V PRIMERJAVI S KONKURENCO

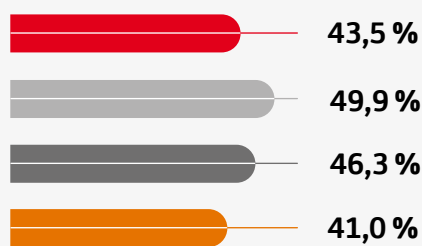
- +279 bazičnih točk organsko ustvarjenega kapitala
- RoTE nad 10,7 %
- Obvladovanje tveganj - CoR 41 bazičnih točk
- CET1r (izkazan) 16,0 %

Neto prihodki po regijah

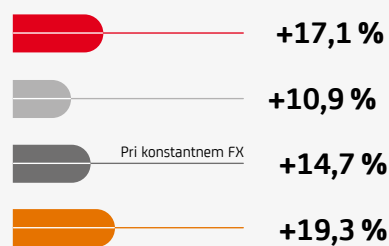


● Italija ● Nemčija ● Srednja Evropa ● Vzhodna Evropa

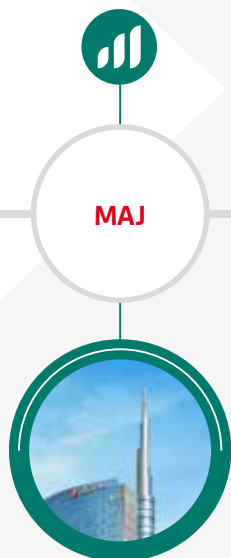
Stroški - CIR (razmerje med stroški in prihodki) po regijah



RoAC po regijah



Zagotavljanje rezultatov za naše delničarje
Vzpostavitev programa odkupa delnic - Finančni kapital za strategijo ESG



MAJ

JUNIJ

DECEMBER

3 finančni pokazatelji:
neto prihodki, stroški
in kapital

Prva obletnica strateškega načrta UniCredit Unlocked: rekordno leto, preseženi cilji strateškega načrta UniCredit Unlocked

Naši finančni rezultati. Preoblikovani in z dobro pozicijo za zmagó.



RAST

18,4 milijarde neto prihodkov. 13 % porast glede na preteklo leto



OKREPITEV

2022 CET1r izkazani kapital do 16,0 %



RAZDELITEV

Predlagana razdelitev za leto 2022 v višini 5,25 milijarde EUR¹, povečanje za 40 %



OPTIMIZACIJA

Dobro upravljanje stroškov s CIR na ravni 47,0 %

1. Pred odobritvijo delničarjev in nadzornega sveta



Zagotavljanje rezultatov za naše delničarje - Trajnostna razdelitev in kapitalska moč



Med letom smo izpolnili svojo zavezo iz leta 2021, da bomo delničarjem razdelili 3,75 milijarde evrov.

Zahvaljujoč dobremu finančnemu poslovanju v letu 2022 in najuspešnejšemu letu v zadnjem desetletju smo predlagali razdelitev celotnega kapitala v višini 5,25 milijarde EUR1, od tega 1,91 milijarde EUR v obliki dividend in 3,34 milijarde odkupov delnic, kar pomeni 40 % povečanje delitve kapitala.

Skupaj z razdelitvijo v letu 2021 to predstavlja skoraj 60 % naših ciljev za razdelitev kapitala v višini vsaj 16 milijard evrov za obdobje 2021-2024.

Razdelitev zlahka pokrijemo z našim izjemnim organskim ustvarjanjem kapitala v višini 279 bazičnih točk, pri čemer smo bistveno preseglji načrtovanega. Količnik CET1 po razdelitvi bo znašal 14,9 %, kar je 78 bazičnih točk več kot v preteklem letu.

V tem makroekonomsko zahtevnem letu je skupina UniCredit dosegla dobre finančne rezultate in hkrati sprejela proaktivne ukrepe, da bi zaščitila svojo sposobnost zagotavljanja trajnostne in privlačne razdelitve dividend delničarjem ter hkrati ohranila najboljšo kapitalsko ustreznost v primerjavi s konkurenco.

Za leto 2023 kot osnovni scenarij upoštevamo blago recesijo, pri čemer je skupina UniCredit dobro pozicionirana in pripravljena na obvladovanje razmer ter nadaljnje zagotavljanje odličnosti in rasti v vseh scenarijih.

1. Pred odobritvijo delničarjev in nadzornega organa



3 finančni pokazatelji - neto prihodki, stroški in kapital

UniCredit Unlocked je načrt, ki izhaja iz naših trdnih temeljev in sloni na kapitalski učinkovitosti.

Naše finančne ambicije usmerjamo s tremi medsebojno povezanimi pokazatelji - stroški, neto prihodki in kapitalom - ki so večinoma pod našim nadzorom.

Optimizacija teh treh ključnih finančnih pokazateljev nam bo še naprej zagotavljala dobičkonosno rast in organsko ustvarjanje kapitala.

STROŠKI – naša stroškovna osnova je ob koncu leta znašala 9,6 milijarde evrov, razmerje med stroški in prihodki pa je znašalo 47 %. To je rezultat naše nenehne osredotočenosti na obvladovanje stroškov, kljub nepričakovano visoki inflaciji, s katero smo se soočili povsod, kjer smo prisotni. K temu so delno pripomogli naši pravočasni proaktivni ukrepi. S stroškovno učinkovitostjo smo dosegli pozitiven poslovni rezultat, ter financirali naložbe, ki podpirajo našo digitalno preobrazbo, zapolnili smo več kot 1.400 novih delovnih mest na strateških področjih ter obenem pomagali našim zaposlenim pri zmanjševanju posledic inflacije.

NETO PRIHODKI – naši neto prihodki so znašali 18,4 milijarde evrov, kar pomeni 13 % povečanje glede na prejšnje leto. Ta ključni kazalnik uspešnosti zagotavlja, da naša rast ne bo vplivala na dobro upravljanje s tveganji in da se bomo še bolj osredotočili na kapitalsko manj potratne posle/provizije, tudi z opiranjem na naš poenostavljen partnerski model (pridobivanje provizij iz naslova prodaje zavarovanj).

KAPITAL – naše organsko ustvarjanje kapitala v višini 279 bazičnih točk je znatno nad našimi napovedmi za letno povprečje, ki naj bi znašalo približno 150 bazičnih točk, kar smo dosegli s čistim dobičkom v višini 5,2 milijarde evrov in s proaktivnim upravljanjem tveganju prilagojenih sredstev, pri čemer to ni vplivalo na rast prihodkov. V poslovnem letu 2022 smo z aktivnim upravljanjem portfelja dosegli skupno zmanjšanje tveganju prilagojene aktive v višini 19 milijard

evrov. Učinkovito razporejanje kapitala ostaja prednostna naloga za upravljanje tveganju prilagojene aktive, povečanje donosnosti kapitala in podporo organskemu ustvarjanju kapitala.

UniCredit Unlocked - RoTE

Strateški načrt UniCredit Unlocked je začrtal našo vizijo, da postanemo banka za prihodnost Evrope. Postavil je nova merila za celoten bančni sektor in prepričani smo, da je to prava strategija za vse naše deležnike. Še naprej se osredotočamo na preobrazbo s ciljem, da bi iz izboljšanega izhodiščnega stanja ustvarili dodano vrednost.

Od decembra 2021, ko smo začeli izvajati ta načrt, se je banka že vidno preoblikovala in strukturno izboljšala - vzpostavili smo ustrezno strategijo za trajnostno rast, jasno pot za izboljšanje donosnosti opredmetenega kapitala (RoTE) in uresničevanje ambicij glede razdelitve kapitala.

Naše najboljše rezultate v več kot desetletju in osem zaporednih četrtletij kakovostne rasti smo dosegli kljub zahtevnemu makroekonomskemu okolju leta 2022 in brez popuščenja pri obvladovanju tveganj. Ohranili smo proaktiven pristop pri prepoznavanju in obravnavanju nastajajočih tveganj, npr. preudaren ter odločen odziv za zmanjšanje tveganja zaradi naše izpostavljenosti Rusiji z minimalnimi stroški ter proaktivno pokrivanje sektorjev, na katere vplivajo omejitve v dobavni verigi in visoke cene energije.

Naš finančni cilj je do leta 2024 doseči približno 10 % RoTE. V letu 2022 smo dosegli RoTE v višini 10,7 % (12,3 % RoTE pri 13 % količniku CET1), s čimer smo že presegli cilj UniCredit Unlocked.

Skozi vse leto nam je uspelo povečati donosnost v vseh naših regijah nad 10 % RoAC, pri čemer so vse regije že doslej poslovale nad stroški lastniškega kapitala.

Naša strategija:

Eno leto izvajanja strateškega načrta
UniCredit Unlocked



“

UniCredit je preoblikovana banka z jasno vizijo in zmagovalno strategijo: premikati se hitreje od drugih ter biti pripravljena na soočanje z izzivi in izkoriščanje priložnosti, ki jih prinaša prihodnost.

Andrea Orcel

Glavni izvršni direktor UniCredit S.p.A.

13 vodilnih bank z ogromno distribucijsko močjo in raznolikimi talenti

13 bank^A, ki se razprostirajo po zemljevidu Evrope in z močnimi lokalnimi pozicijami:



#2
Italija

#3
Nemčija

#2
Srednja Evropa^B

#1
Vzhodna Evropa^C

4

REGIJE

15 
MILIJONOV

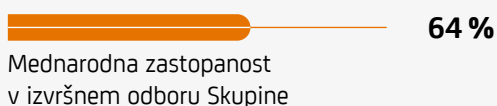
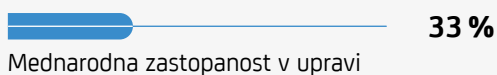
STRANK PO VSEM SVETU



Delovanje, ki se opira na ves potencial široke poslovne mreže

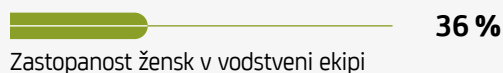
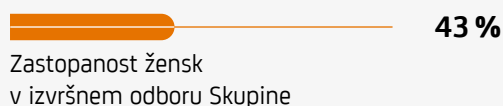
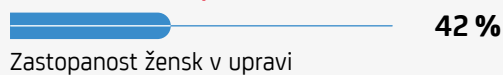
EDINSTVENA IN RAZNOLIKA BAZA TALENTOV^D

Mednarodna miselnost



Zastopnost kvot glede na **5 sklopov raznolikosti** in širše DE&I kriterije v državah Skupine

Uravnoteženost spolov



A. Za nadaljnje informacije glejte poglavje Poslovni modeli v Integriranem poročilu.

B. Srednja Evropa vključuje Avstrijo, Češko, Madžarsko, Slovaško in Slovenijo.

C. Vzhodna Evropa vključuje Bosno in Hercegovino, Bolgarijo, Hrvaško, Romunijo, Rusijo in Srbijo.

D. Podatki, povezani z upravnim odborom, se nanašajo na člane odbora, ki so bili na položaju 7. februarja 2023.

Pred letom dni smo si zastavili poslanstvo podpirati skupnosti pri napredku, opredelili pa smo tudi **strateški načrt, imenovan UniCredit Unlocked**. Cilj naše strategije je sprostiti poten-

cial, ki je prisoten v skupini UniCredit, s transformacijo, ki je povezana s tremi finančnimi pokazatelji: rast čistih prihodkov ter operativna in kapitalna učinkovitost.



Opredelitev jasne vizije in zmagovalne strategije

ZAGOTAVLJANJE REZULTATOV ZA VSE NAŠE DELEŽNIKE JE TEMELJ NAŠE VIZIJE: POSTATI BANKA ZA PRIHODNOST EVROPE



VIZIJA

Banka za prihodnost Evrope

SKUPNOSTI
Podpiramo skupnosti pri napredku.



ZAPOSLENI

Zmagujemo.
Na pravi način.
Skupaj.

VLAGATELJI

Kakovostna rast.
Operativna in
kapitalna odličnost.

Najboljši v svojem razredu, kar zadeva trajnostne donose in ustvarjanje kapitala. S **skupnostmi**, v katerih delujemo, smo tesno povezani. Njihov polni potencial jim pomagamo uresničevati s podporo rasti posameznikov in kolektiva. Naše **stranke**, ki prihajajo iz celotne Evrope, so v središču naše strategije – obstajamo zato, da jim služimo.

Naši **zaposleni** si želijo zanesljivega partnerja.

Želijo delati v instituciji, ki je zaupanja vredna, v okolju, ki omogoča osebno in strokovno rast, ter v podjetju, za katero bodo delali s ponosom in ki jim lahko zagotovi orodja, s katerimi bodo strankam lahko ponudili izjemne storitve.

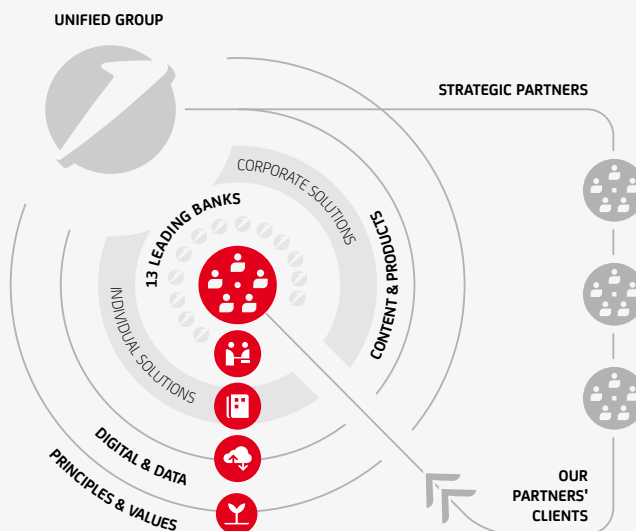
Našim vlagateljem zagotavljamo rastoče in trajnostne donose ter dosegamo odlične rezultate glede na ključne kazalnike finančne uspešnosti na treh področjih: stroški, čisti prihodki in kapital.

**NEOMAJNA PREDANOST
STRATEGIJI UNICREDIT
UNLOCKED,
PRAVI STRATEGIJI ZA
NAŠ NAPREDEK IN NAŠ
ODGOVOR NA
PRIHODNOST BANČNIŠTVA**



STRATEGIJA

UniCredit
Unlocked



Naša **strategija temelji na naši viziji** in naših prednostih, **dopolnjuje** pa jo okvir, je zgrajen okoli petih ključnih stebrov.



STRANKE

Naše stranke so naše najpomembnejše premoženje – 15 milijonov jih je, od tega 14 milijonov fizičnih oseb, naše prednosti pa vse bolj prepoznava tudi segment premožnejših strank. Našim strankam in našim prvovrstnim poslovnim partnerjem odpiramo vrata v Evropo.

Naša ambicija: povečati število strank ter jim ponujati med seboj povezane storitve, podpreti njihove potrebe z najboljšimi izdelki in storitvami.



ZAPOSLENI IN ORGANIZACIJA

Naša Banka je zgrajena na trdnih temeljih 13 lokalnih bank. Te imajo edinstveno dediščino in še ne povsem izkoriščen potencial ter so tesno povezane s svojimi strankami in lokalnimi skupnostmi. Spoštujemo lokalne banke in njihovo edinstvenost, istočasno pa jih združujemo, da izkoristimo moč skupine in tako spremenimo UniCredit v nekaj več od vsote njegovih delov.

Naša ambicija: imeti PONOSNE in MOTIVIRANE zaposlene, ki delujejo ODGOVORNO ter imajo na voljo orodja, da lahko najbolje podprejo naše stranke.



OBSEG IN PRODUKTI

Naše banke lahko ponudijo dve najbolj konkurenčni vrsti storitev: rešitve za posameznike in podjetja. Naša zmagovalna pozicija in konkurenčna prednost temeljita na vseevropski prisotnosti, edinstvenem mednarodnem pozicioniranju, ki nam omogoča, da pritegnemo najboljše talente in partnerje ter izkoristimo ekonomijo obsega.

Naša ambicija: preoblikujemo kritične elemente z veliko dodano vrednostjo v verigi ustvarjanja vrednosti vsake izmed naših ključnih produktnih področij in sklepamo nova partnerstva, s katerimi izboljšujemo naš okvir za zagotavljanje strankam prilagojenih rešitev.



DIGITALNO POSLOVANJE IN PODATKI

Optimiziramo naše digitalno poslovanje in podatkovno infrastrukturo, ki ima velik potencial ekonomije obsega. Postopoma internaliziramo našo tehnologijo in veščine ter nenehno krepimo našo kibernetično varnost in obrambo.

Naša ambicija: zgraditi popolnoma digitalno in podatkovno vodeno organizacijo, z digitalno preobrazbo kot ključnim dejavnikom podpore strankam in zaposlenim.



NAČELA IN VREDNOTE

Prizadevamo si spremeniti našo organizacijsko kulturo s pomočjo delovanja na podlagi treh temeljnih vrednot –integriteta, odgovornost in skrbnost. Znotraj jasno opredeljenega okvirja tveganj in nadzora spodbujamo naše zaposlene, da ponotranjijo naše skupno poslanstvo in vizijo.

Naše ambicije: zavezanost poslanstvu, organizacijski kulturi in načelom ESG z namenom povezovanja in vodenja zaposlenih k skupnim ciljem ter podpiranja skupnosti pri napredku¹.

1. Naša ESG strategija je podrobno opisana v posebnem odstavku integriranega poročila.



Izvajanje ambicioznega strateškega načrta

Optimizirajmo danes

Presegli smo zastavljene cilje, prehiteli tekmece, se odzivali na priložnosti in izzive.

IZKORIŠČANJE NAŠIH TRDNIH TEMELJEV IN TRANSFORMACIJA: KLJUČNI POUČENKI

 ZAPOSLENI IN ORGANIZACIJA Strukturno vitka, fleksibilna in disciplinirana skupina, ki deluje enotno ter postavlja stranke v središče	Poenastavitev organizacijske strukture Od 5 izoliranih poslovnih divizij do 4 regij	Razslojevanje organizacije -28 % organizacijskih struktur/ nivojev, približevanje strankam	Opolnomočenje zaposlenih -60 % vodstvenih struktur	Optimiziranje procesov 65 % povečanje pooblastil, spodbujanje lokalnega sprejemanja odločitev znotraj jasnega okvirja
 VSEBINA IN PRODUKTI Strategija na podlagi rešitev, prilagojenih potrebam strank	Nov fokus poslovanja s podjetji Od posameznih produktov za podjetja do dveh produktivnih linij, osredotočenih na razvoj edinstvenega nabora storitev za lokalna in globalna podjetja	Izboljšava storitev Zaposlovanje priznanih strokovnjakov in diplomantov na področju poslovanja s podjetji	Ustvarjanje okvirja Doseženi ključni mejniki pri vzpostavljanju ekosistema najboljših poslovnih partnerjev in vključevanje dodatnih produktov z visoko maržo Azimet + Allianz + onemarkets Fund + CNP + ZB Invest	
 DIGITALNO POSLOVANJE IN PODATKI Interna tehnologija, pridobivanje novih znanj in postopna optimizacija	Povečana spletna varnost -35 % večjih varnostnih incidentov glede na že tako nizko stopnjo v primerjavi s preteklim letom	Prezemanje nadzora 545 novo zaposlenih tehnoloških strokovnjakov	Nov način delovanja 18 pobud, ki potekajo agilno	Organizacija, ki deluje na podlagi podatkov +20 p.p. procesov, ki potekajo na ravni Skupine, z namenom enotnega upravljanja podatkov in izboljšanja njihove kakovosti



NAČELA IN VREDNOTE

Združeni z enotnim ciljem in poslanstvom

Jasne vrednote se odražajo v vseh naših aktivnostih

Dan vrednot na ravni Skupine, obiski najvišjega vodstva v državah, mreža lokalnih ambasadorjev in sponzorjev, izobraževanja, osredotočenje na raznolikost, enakost in vključenost (DE&I), zbiranje idej zaposlenih za konkretne korake v smeri uresničevanja novih korporativnih vrednot.

Vodenje z zgledom

Nova ponudba posojil na področjih z velikim okoljskim in družbenim vplivom

11,4 milijarde za podporo zelenemu² poslovanju

4,8 milijarde za podporo družbenim² aktivnostim

Vzpostavitev jasnih ključnih kazalnikov uspešnosti (KPI)

Net Zero: vzpostavitev ciljev za tri ključne sektorje in podpora strankam na poti k bolj trajnostnemu poslovanju

² Vključno s podporo ESG aktivnostim.

FINANČNI REZULTATI

Naše aktivnosti so neposredno povezane s tremi ključnimi kazalci finančne uspešnosti (KPI): stroški, čisti prihodki in kapital.

Omenjeni pokazatelji vplivajo na RoTE in organsko ustvarjanje kapitala, kar nam omogoča, da smo odporni na nepredvidene dogodke ter lahko zagotovimo trajnostno in oprijemljivo distribucijo delničarjem.

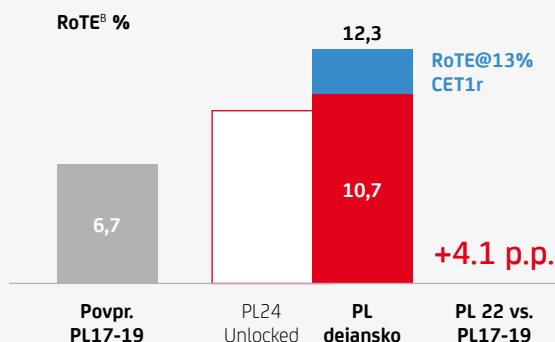
Ravnotežje med kakovostno rastjo bruto prihodkov in kapitalsko učinkovitostjo v kombinaciji z operativno učinkovitostjo predstavlja temelje naše načrtovane distribucije.

To vzpostavlja zaključeno celoto in predstavlja bistveno drugačen način ocenjevanja finančne uspešnosti v primerjavi s konkurenco in preteklim sistemom skupine UniCredit.

Konsistentni rezultati, ki presegajo cilje na vseh ključnih pokazateljih^A

	Povpr. PL17-19	PL24 Unlocked	PL dejansko	PL 22 vs. PL17-19
ČISTI PRIHODKI	15,8		18,4	+17 %
STROŠKI	10,4		9,6	-8 %
RWA	343		308	-10 %
ČISTI DOBIČEK ^B	2,8		5,2	+85 %

(Milijard)



A. Vrednosti za skupino UniCredit, vključno z Rusijo; povpr. PL17-19 temelji na enostavnem povprečju preoblikovanih števil Skupine, brez Turčije in Fineco, za namen primerjave; cilji 2024 UniCredit Unlocked, kot so bili predstavljeni decembra 2021.

B. Čisti dobiček in RoTE po metodologiji UniCredit Unlocked (navedeni čisti dobiček, prilagojen za AT1 in CASHES kupone in učinke prenosa prispevka za DTA davčne izgube).

VSAKA REGIJA POSPEŠENO DOSEGA REZULTATE NAD NAČRTOVANIMI

- **Italija:** dobri rezultati kljub nadaljevanju naložb in krepitvi bilance stanja
- **Nemčija:** nadaljevanje celostnega preoblikovanja v učinkovito banko, ki ustvarja kapital
- **Srednja Evropa (CE):** dobičkonosna poslovna mreža, ki vključuje tudi Avstrijo, ki je v procesu transformacije
- **Vzhodna Evropa (EE):** ohranjanje visoke dobičkonosnosti in vrhunske stroškovne učinkovitosti, kar dokazuje stabilnost poslovne mreže

Finančno leto
2022
vs. 2021^c

SKUPINA

ITALIJA

NEMČIJA

SREDNJA
EVROPA

VZHODNA
EVROPA

RUSIJA

ČISTI PRIHODKI

ČISTI PRIHODKI	18,4mrd +13 %	8,7mrd +18 %	4,7mrd +7 %	3,3mrd +22 %	1,8mrd +16 %	0,4mrd -66 %
----------------	---------------	--------------	-------------	--------------	--------------	--------------

Od tega bruto prihodki	20,3mrd +14 %	9,0mrd +7 %	5,0mrd +13 %	3,5mrd +16 %	2,0mrd +11 %	1,3mrd +86 %
------------------------	---------------	-------------	--------------	--------------	--------------	--------------

STROŠKI

C/I KOLIČNIK	47,0 % -7.5 p.p.	43,5 % -3.8 p.p.	49,9 % -10.0 p.p.	46,3 % -8.7 p.p.	41,0 % -1.6 p.p.	22,5 % -18.3 p.p.
--------------	------------------	------------------	-------------------	------------------	------------------	-------------------

Letna rast stroškov	-2,0 %	-1,3 %	-5,7 %	-2,9 %	+6,7 %	+2,7 %
---------------------	--------	--------	--------	--------	--------	--------

KAPITAL

ORGANSKO USTVARJANJE KAPITALA	+279bps €8,9mrd	+151bps	+52bps	+43bps	+23bps	+8bps
-------------------------------------	--------------------	---------	--------	--------	--------	-------

RoAC/RoTE @13 % CET1r (Skupina)

2022	12,3 %	17,1 %	10,9 %	14,7 %	19,3 %	
2021	8,6 %	11,1 %	7,7 %	12,0 %	16,5 %	

C. Za Srednjo Evropo, Vzhodno Evropo in Rusijo: medletna primerjava pri nespremenjenem menjalnem tečaju.

Postavljanje temeljev za zmago v negotovi prihodnosti

Pripravljeni na prihodnost

S pospešenim tempom v prihodnost.

Ob zagotavljanju konsistentnih rezultatov četrtletje za četrtletjem smo preudarno zgradili trdne temelje, da bi se pripravili na prihodnost in morebitne makroekonomske vplive:

- portfelj imamo dobro pokrit z oslabitvami in rezervacijami,

- v prihodnost usmerjeni »overlay-i«, dodatno povečani v 4. kvartalu, in sicer na raven 1,8 milijarde evrov, kar znaša več kot letošnji stroški tveganja (načrtu UniCredit Unlocked predpostavlja 30-35 bps),
- postopna sprememba dobičkonosnosti pred oslabitvami in rezervacijami, ki odraža kakovost in kapitalsko učinkovitost ter operativno učinkovitost,
- edinstvena kapitalska pozicija.

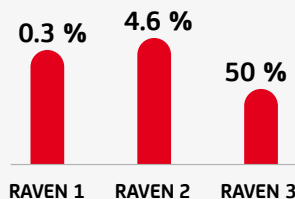
+32,3 %

Dobiček pred rezervacijami za PL22 vs. PL21

+58 %

Rast EPS vs. PL21

Količnik pokritja PL22



+279 bazičnih točk

organsko ustvarjanje kapitala (8,9 milijarde EUR)

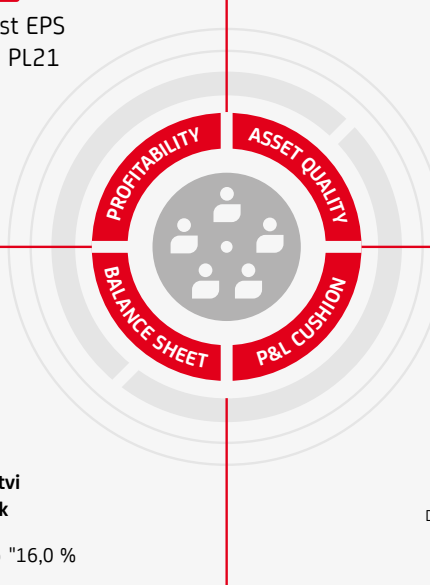
CET1 količnik za PL22 po razdelitvi in pro-forma regulatorni blažilnik



1.8 milijarde

v PL22 znašajo več kot eno leto stroškov tveganja^D

D. Ob predpostavki 30-35 bps letnih stroškov, ki jih opredeljujejo smernice za tveganje v okviru načrta UniCredit Unlocked.



Še naprej se pripravljamo na negotovo prihodnost s preventivnimi ukrepi na vseh področjih.

STROŠKI

- Znižanje največjih stroškov in dodatno znižanje ne nujnih stroškov.
- Ohranjanje poslovnih naložb, ki bodo dodatno okrepile rast prihodkov.

RWA

- Nadaljnje osredotočanje na **kapitalsko učinkovitost** skozi listninjenje, previdnost pri odobravanju kreditov in drugi poslovni ukrepi.

STROŠKI

KAPITAL

ČISTI PRIHODKI

Neto obrestni prihodki

- Nadaljnje osredotočanje na **poslovanje z visoko dodano vrednostjo** s premišljenim pristopom k novim poslom.
- Izkoriščanje prednosti **močnega portfelja** z naraščajočimi obrestnimi merami.

Provizije

- Nadaljnje osredotočanje na ne obrestne prihodke **iz naslova transakcij**.
- **Povišanje prihodkov iz naslova individualnih rešitev za stranke**.
- **Povišanje svetovalnih provizij** za mala in srednje velika podjetja.

Rezervacije za morebitne izgube iz naslova posojil

- Konzervativno opredeljene **rezervacije**, ki jih bo v prihodnjih dveh letih potrebno razporediti ali sprostiti.
- **Zmanjšanje izpostavljenosti do Rusije**; nadaljevanje zmanjševanja izpostavljenosti.

Predstavljamo...

Boljšo banko.

Boljši svet. Boljšo prihodnost.

V letu 2021 smo v **skupini UniCredit pričeli s preobrazbo**, sprostivši potenciala banke in vseh naših deležnikov. Leta 2022 smo preobrazbo še pospešili in naš potencial izkoristili za nadaljnjo izgradnjo **boljše banke**. Banke, v kateri je vsako dejanje in vsaka ambicija **vaša in naša zgodba**. Danes je UniCredit **boljša banka** zahvaljujoč našim strankam, našim sodelavcem in skupnostim, v katerih delujemo, saj si skupaj in združeni prizadevamo **za boljši svet in za boljšo prihodnost**.



Organi upravljanja UniCredit Banka Slovenija d.d.

Uprava

Član	Funkcija	Datum nastopa	Datum prenehanja funkcije
Lorenzo Ramajola	Predsednik uprave	23. julij 2021	n.a.
Alessandro Pontoglio	Član uprave	14. marec 2017	31. januar 2022
Ivanka Prezhdarova Stoyanova	Članica uprave	17. avgust 2018	n.a.
Tsvetelin Minchev Petyov	Član uprave	20. julij 2021	n.a.
Nevena Nikše	Članica uprave	18. avgust 2020	30. junij 2022
Mojca Kovač	Članica uprave	26. julij 2021	31. januar 2022
Ronald Sudić	Član uprave	9. februar 2021	31. januar 2022
Tanja Turk	Članica uprave	1. avgust 2022*	n.a.
Veronica Tomasoni	Članica uprave	26. oktober 2022	n.a.

* Od 1. februarja 2022 do 31. julija 2022 nadomestna članica uprave.

Nadzorni svet

Član	Funkcija	Datum nastopa	Datum prenehanja funkcije
Pasquale Giamboi	Predsednik nadzornega sveta	21. marec 2019*	n.a.
Fabio Fornaroli	Namestnik predsednika nadzornega sveta	5. april 2020**	n.a.
Enrica Rimoldi	Članica nadzornega sveta	5. april 2020*	n.a.
Andrea Cesaroni	Član nadzornega sveta	18. julij 2019	15. julij 2022
Georgiana Lazar	Članica nadzornega sveta	5. april 2020*	n.a.
Milena Vukotić	Članica nadzornega sveta	23. november 2022	n.a.

*Član nadzornega sveta od 20. februarja 2018

** član nadzornega sveta od 5. aprila 2020

*** Od 18. julija 2022 do 22. novembra 2022 nadomestna članica nadzornega sveta.

Revizijska komisija

Član	Funkcija	Datum nastopa	Datum prenehanja funkcije
Enrica Rimoldi	Predsednica revizijske komisije	5. april 2020	n.a.
Pasquale Giamboi	Član revizijske komisije	5. april 2020	n.a.
Fabio Fornaroli	Član revizijske komisije	5. april 2020	n.a.

Komisija za tveganja

Član	Funkcija	Datum nastopa	Datum prenehanja funkcije
Pasquale Giamboi	Predsednik komisije za tveganja	5. april 2020	n.a.
Fabio Fornaroli	Član komisije za tveganja	5. april 2020	n.a.
Andrea Cesaroni	Član komisije za tveganja	19. julij 2019	15. julij 2022
Milena Vukotić	Članica Komisije za tveganja	19. julij 2022	n.a.

Komisija za imenovanja

Član	Funkcija	Datum nastopa	Datum prenehanja funkcije
Fabio Fornaroli	Predsednik komisije za imenovanja	5. april 2020	n.a.
Enrica Rimoldi	Članica komisije za imenovanja	5. april 2020	n.a.
Georgiana Lazar	Članica komisije za imenovanja	5. april 2020	n.a.

Komisija za prejemke

Član	Funkcija	Datum nastopa	Datum prenehanja funkcije
Georgiana Lazar	Predsednica komisije za prejemke	5. april 2020	n.a.
Pasquale Giamboi	Član komisije za prejemke	21. marec 2019	n.a.
Enrica Rimoldi	Članica komisije za prejemke	5. april 2020	n.a.

Predstavitev Banke

Uprava, Nadzorni svet in Neodvisni revizor

na dan 31. december 2022

—
UniCredit Banka Slovenija d.d.

Uprava

Lorenzo Ramajola	Predsednik uprave, CEO
Ivanka Prezhdarova	CRO
Tsvetelin Minchev	COO
Tanja Turk	Vodja Poslovanja s podjetji
Veronica Tomasoni	CFO

Nadzorni svet

Pasquale Giamboi	Predsednik nadzornega sveta
Fabio Fornaroli	Namestnik predsednika nadzornega sveta
Enrica Rimoldi	Članica nadzornega sveta
Georgiana Lazar	Članica nadzornega sveta
Milena Vukotić	Članica nadzornega sveta

KPMG Slovenija d.o.o. Neodvisni revizor

Poslovna mreža



Finančni rezultati Banke

Izkaz vseobsegajočega donosa za leto 2022

Banka je leto 2022 zaključila s 47,7 milijona evrov dobička pred obdavčitvijo, medtem ko je dobiček po obdavčitvi znašal 41,4 milijona evrov (leta 2021: 12,8 milijona evrov). Finančna uspešnost je bila solidna kljub zapletenemu makroekonomskemu okolju: še vedno prisoten COVID-19, naraščajoča inflacija, energetska kriza, splošna negotovost ter odziv ECB na tržne razmere, ki se je uresničil z dvigom obrestnih mer.

K pozitivnemu rezultatu Banke je poleg uspešnega poslovanja prispevalo več izrednih dejavnikov, kot so:

- prodaja hčerinske lizinske družbe julija 2022 s pozitivnim učinkom v višini 20 milijonov EUR;
- sprememba regulative, ki se nanaša na ciljno usmerjeno operacijo dolgoročnejšega refinanciranja (TLTRO) od 27. oktobra 2022; ECB se je odločila prilagoditi TLTRO. III s spremembo njegovih pogojev od 23. novembra 2022. Spremembe so vključevale naslednje:
 - obstoječa metoda izračuna obrestne mere (EIR) se ohrani za obdobje od datuma poravnave vsake zadevne operacije TLTRO III do 23. novembra 2022 (prvo dodatno prostovoljno odplačilo);
 - od 23. novembra 2022 do datuma zapadlosti/datuma predčasnega odplačila vsake

zadevne neporavnane operacije TLTRO III se obrestna mera indeksira glede na povprečno DFR v tem obdobju.

- Posledično je bila sprememba bistvena modifikacija pogojev finančne obveznosti, kar je v skladu z MSRP 9 odst. 3.3.6, treba obračunati kot ukinitve prvotne finančne obveznosti in pripoznanje nove. Enkratni vpliv v novembru 2022, ki je izhajal iz odprave pripoznanja tekoče finančne obveznosti in pripoznanja nove finančne obveznosti, je določil pozitiven učinek skozi poslovni izid v višini 2 milijona evrov.
- UniCredit Banka Slovenija d.d. je sodelovala v operacijah TLTRO.III s skupno 449 milijonov evrov, od tega
 - TLTRO III.4 I 409 milijonov evrov z zapadlostjo junija 2023
 - TLTRO III.7 I 40 milijonov evrov z zapadlostjo marca 2024

Banka je 21. decembra 2022 poplačala del TLTRO III.4, zastavljenega z državnimi obveznicami (211 milijonov evrov), brez vpliva na količnik likvidnostnega kritja (LCR).

Drugi vseobsegajoči donos po obdavčitvi je v letu 2022 zabeležil izgubo v višini 8,0 milijona evrov (2021: izguba v višini 1,8 milijona evrov). Razlika v primerjavi s predhodnim letom v višini 6,2 milijona evrov izhaja iz višje izgube, pripoznane v dolžniških instrumentih po pošteni vrednosti prek drugega vseobsegajočega donosa, ki je predvsem posledica rednega zapadanja portfelja dolžniških instrumentov.

EUR 1.000	2022	2021	Sprememba (%)
Čisti obrestni prihodki	44.429	40.140	+11 %
Čisti neobrestni prihodki	22.526	21.505	+5 %
Dividende	3.408	1.004	+239 %
Administrativni stroški (vključno z amortizacijo)	(46.191)	(45.183)	+2 %
Dobiček iz poslovanja	23.952	15.604	+53 %
Dobiček od prodaje UniCredit Leasing	20.545	-	n.a
Dobiček (izguba) pred obdavčitvijo	47.773	15.394	+210 %
Čisti dobiček	41.370	12.819	+223 %

Čisti obrestni prihodki

Čisti obrestni prihodki Banke so v letu 2022 znašali 44,4 milijona evrov in so za 11 % višji kot v letu 2021 (2021: 40,1 milijona evrov). Boljši rezultat je predvsem posledica večjega obsega posojil strankam in zvišanja obrestnih mer. Poleg tega je prišlo do pozitivnih premikov na računu Target2, hkrati pa se je zmanjšal učinek izgube provizije zaradi presežne likvidnosti strank, ki je bila odpravljena v drugi polovici leta 2022. Po drugi strani pa so spremembe predpisov TLTRO negativno vplivale na neto obrestne prihodke v primerjavi z letom 2021.

Čisti neobrestni prihodki

Čisti prihodki od provizij so v letu 2022 znašale 22,5 milijona evrov, kar je za 1,0 milijona evrov oziroma za 5 % več kot leto prej (v letu 2021: 21,5 milijona evrov). To povečanje je delno mogoče pripisati pozitivnim učinkom, ki so jih povzročili odprava zaprtja gospodarskih dejavnosti zaradi izbruha COVID-19 leta 2022, in dosledno zagotavljanje storitev strankam.

V letu 2022 je Banka ustvarila **dobičke iz trgovanja** vključno s tečajnimi razlikami v višini 7,1 milijona evrov (leta 2021: dobiček v višini 5,7 milijona evrov). Povečanje je mogoče pripisati predvsem trgovanju, povezanemu s strankami. Poleg tega je Banka v letu 2022 prejela izplačilo dividend v višini 3,4 milijona evrov predvsem od družbe UniCredit Leasinga pred njeno prodajo, v primerjavi z letom 2021, ko je izplačilo dividende znašalo 1 milijon evrov.

Na postavki »Čisti dobički/izgube sredstev za prodajo« je Banka v letu 2022 ustvarila 20,5 milijona evrov dobička, ki se nanaša na prodajo Leasing družbe.

Administrativni stroški

Administrativni stroški Banke (brez amortizacije), ki so v letu 2022 znašali 39,9 milijona evrov (leta 2021: 38,8 milijona evrov), so se povečali za 3 %, čeprav je bila stopnja inflacije v Sloveniji nad 10 %. To je posledica dobro strukturirane stroškovne discipline, ki je ublažila povečanje na področjih kadrovske stroškov, IKT in raznih operativnih stroškov. Poleg tega je Banka prenovila svoje poslovne prostore z namenom uvedbe hibridnega delovnega okolja, kar je prispevalo k povečanju administrativnih stroškov.

Oslabitev in rezervacije

Banka je v letu 2022 realizirala rezervacije v skupni višini 1,2 milijona evrov za razliko od leta 2021, ko so bile oblikovane rezervacije v višini 3,5 milijona evrov. Gibanje v letu 2022 odraža predvsem porabo pred-pokojninskega sklada, ki je bil oblikovan leta 2020.

Banka je v letu 2022 zabeležila 7,3 milijona evrov negativnega finančnega učinka iz naslova oslabitev v primerjavi z letom 2021, ko je zabeležila negativni finančni učinek v višini 5,4 milijona evrov. Ta trend je večinoma posledica izvajanja geopolitičnega prekrivanja, da bi se v LLP upoštevala tveganja, ki se nahajajo za ostrim povišanje stroškov energije za segment podjetij ter povišanje inflacije in obrestnih mer za fizične osebe, kar je povzročilo 7,0 milijona evrov odpisov.

Izkaz finančnega položaja za leto 2022

Bilančna vsota Banke je leta 2022 znašala 3.346 milijonov evrov, kar predstavlja povečanje (8,6 %) v primerjavi s prejšnjim letom (v letu 2021: 3.081,1 milijona evrov).

EUR 1.000	2022	2021	Sprememba (%)
Skupaj sredstva	3.346.421	3.081.924	+8.6 %
Finančna sredstva, namenjena trgovanju	75.619	23.680	+219.3 %
Finančna sredstva merjena po pošteni vrednosti prek drugega vseobsegajočega donosa	296,708	285,485	+3.9 %
Finančna sredstva, merjena po odplačni vrednosti in sredstva, ki niso namenjena trgovanju	2.166.904	1.971.754	+9.9 %
Posojila in terjatve do strank	2.042.380	1.879.453	+8.7 %
Skupaj obveznosti	3.036.177	2.805.020	+8.2 %
Finančne obveznosti, merjene po odplačni vrednosti	2.930.646	2.731.367	+7.3 %
Finančne obveznosti, namenjena trgovanju	69.550	20.535	+238.7 %
Depoziti strank	2.531.694	2.219.984	+14.0 %
Delniški kapital Banke	3.346.421	3.081.924	+8.6 %

Sredstva

Posojila in terjatve do strank so se v letu 2022 v primerjavi z letom 2021 povečala (8,7 %) in so znašala 2.042,4 milijona evrov (v letu 2021: 1.879,5 milijona evrov).

Finančna sredstva, namenjena trgovanju so konec leta 2022 znašala 75,6 milijona evrov (leta 2021: 23,7 milijona evrov). Povečanje se nanaša predvsem na trgovanje, povezano s strankami. Finančne obveznosti, namenjene za trgovanje, so konec leta 2022 znašale 69,5 milijona evrov v primerjavi z 20,5 milijona evrov konec leta 2021.

Finančna sredstva, merjena po pošteni vrednosti prek drugega vseobsegajočega donosa so konec leta 2022 dosegla 296,7 milijona evrov (leta 2021: 285,5 milijona evrov).

Finančna sredstva, merjena po odplačni vrednosti in Finančna sredstva, obvezno merjena po pošteni vrednosti prek poslovnega izida, so se v primerjavi s koncem leta 2021 povečala za 195,1 milijona evrov. Njihov skupni obseg je znašal 2.166,9 milijona evrov (v letu 2021: 1.971,8 milijona evrov), kar v glavnem odraža 9,9-odstotno povečanje posojil nebančnim komitentom v letu 2022 v primerjavi z letom 2021.

Banka izkazuje višjo tekočo davčno obveznost kot v letu 2021 zaradi povečanja obdavčljivega dobička v letu 2022. Oblikovane so

odložene terjatve za davek v primerjavi z letom 2021, ko so bile knjižene odložene obveznosti za davek.

Obveznosti

Finančne obveznosti, merjene po odplačni vrednosti, so se v letu 2022 povečale za 201 milijon evrov in so konec leta 2022 znašale 2.931,0 milijona evrov. Povečanje je predvsem posledica rasti Vlog nebančnih strank, ki so se v letu 2022 v primerjavi s preteklim letom povečale za 311 milijonov evrov oziroma za 14 % in so znašale 2.531,0 milijona evrov (v letu 2021: 2.220,0 milijona evrov). Na drugi strani so se Depoziti bank in centralnih bank ter Krediti bank in centralnih bank v primerjavi s preteklim letom povečali za 131 milijonov evrov.

Kapital in kapitalna ustreznost

Banka je dobro kapitalizirana in poroča o količniku kapitalne ustreznosti (CAR) za leto 2022 v višini 18,8 %. V primerjavi z letom 2021 (18,2 %) se je CAR rahlo izboljšal zaradi nižjih kreditnih tveganju prilagojenih sredstev (RWA) in nekoliko višjega lastnega kapitala zaradi kapitaliziranega dobička iz leta 2021.

Ključni dogodki 2022

JANUAR



Milijarda evrov za podporo podjetjem

Evropski investicijski sklad (EIF) je skupini UniCredit zagotovil 700 milijonov evrov garancij. Z namenom pospešitve gospodarskega okrevanja zaradi posledic pandemije COVID-19 smo za financiranje malih in srednje velikih podjetij v Bolgariji, na Hrvaškem, na Slovaškem in v Sloveniji zagotovili skupaj milijardo evrov sredstev.



Nov način plačevanja in nakazovanja

Strankam smo predstavili mobilno aplikacijo Flik, najbolj preprost način za plačevanje in nakazovanje denarja med uporabniki različnih bank v Sloveniji 24/7 ter za plačevanja na prodajnih mestih.

MAREC



Predstavili virtualno poslovalnico

Stankam, ki želijo določene storitve opraviti hitro in brez obiska poslovalnice, smo z virtualno poslovalnico omogočili hitro in enostavno spletno odprtje računa ali najem gotovinskega kredita do višine 30.000 EUR.

APRIL



Nagrade za sklade Amundi

Revija Finance je vzajemnim skladom Amundi, ki jih tržimo v Banki, že 12. leto zapored podelila nagrade za najboljše sklade.



Finančni zajtrk

Rdeča nit tradicionalnega dogodka je bila Finančna realnost – globalno & lokalno.

MAJ



Uspeh mladih sodelavcev


Ker pravijo, da na mladih svet stoji, smo izredno ponosni, da sta dva sodelavca Banke dobila priložnost za sodelovanje v 13. generaciji programa AmCham Young Professionals, ki ga izvaja Ameriška gospodarska zbornica.

JUNIJ



500.000 evrov za pomoč otrokom

V okviru pobude skupine UniCredit in Fundacije UniCredit "Call for Europe" smo s finančnimi sredstvi podprli naslednje: Zavod Preslica – vzpostavitev učnega vrta v degradiranem vaškem okolju z elementi samooskrbe, Center za socialno delo Ljubljana – projekt Cona in učna pomoč mladim z manj priložnostmi ter Zvezo prijateljev mladine Ljubljana Moste – Polje – multigeneracijski center Skupna točka.



Zgodbe o uspehu

Uspešne ženske podjetnice, ki v slovenskem podjetniškem prostoru spreminjajo pravila igre in dokazujejo, da je tudi v negotovem poslovnem okolju možno presežati pričakovanja in zastavljene plane, so delile svoje izkušnje in nasvete za uspešno usklajevanje poslovnega in zasebnega življenja.

SEPTEMBER



»Najugodnejša banka 2022«

Revija Moje finance že 14 let izvaja raziskavo, v katero so vključene banke in hranilnice na slovenskem trgu. Prejeli smo certifikat »Najugodnejša banka 2022«, prvo mesto pa smo zasedli še v treh kategorijah – »Naj potrošniško posojilo s fiksno obrestno mero«, »Naj potrošniško posojilo s spremenljivo obrestno mero« in »Naj stanovanjsko posojilo s spremenljivo obrestno mero«.

OKTOBER

Varnost na prvem mestu



Tako kot v prometu je varnost na prvem mestu tudi pri poslovanju. Na poslovno-družabnem dogodku smo udeležencem predstavili rešitve za varno in učinkovito poslovanje podjetja ter se preizkusili v varni vožnji na poligonu AMZS na Vranskem.



Smart Office

S prenovo poslovnih prostorov na sedežu Banke smo zaposlenim omogočili delo v funkcionalnih, moderno opremljenih prostorih ter uporabo najsodobnejše tehnologije, ki omogoča enostavno in kakovostno povezovanje hibridnih timov.

NOVEMBER



Sprememba v Upravi

Veronica Tomasoni je postala nova članica uprave Banke, odgovorna za področje financ (CFO).



Euromoney nagrade za najboljšega in vodilnega upravljavca z denarnimi sredstvi v letu 2022

Prejeli smo priznanje za najboljšega in vodilnega upravljavca z denarnimi sredstvi po izboru revije Euromoney.

DECEMBER



Pristopili k projektu Finančno opismenjevanje otrok in odraslih

V partnerstvu s časnikom Moje finance smo podprli izvedbo aktivnosti za povečanje finančne pismenosti otrok in odraslih.

Družbena odgovornost

Obnova poslovnih prostorov

V UniCredit Banka Slovenija d.d. smo s projektom hibridnega dela začeli že pred pandemijo, da bi odgovorili na naraščajoče zahteve zaposlenih po usklajevanju poklicnega in zasebnega življenja. Pandemija je ta proces pospešila, Banka pa je v kratkem času zagotovila ustrezno opremo in številnim zaposlenim že na začetku zdravstvene krize omogočila nemoteno delo od doma.

77%

—
ZAPOSLENIH SE ŽE POSLUŽUJE
HIBRIDNEGA DELA

Zaradi velikega interesa za hibridni način dela smo najemodajalcu vrnili 30 % pisarniških površin. Po 10 mesecih je bila zaključena celovita prenova preostalih štirih etaž na sedežu Banke in preoblikovanje v pametne pisarne v skladu s smernicami skupine UniCredit za hibridne pisarne in s potrebami lokalnega poslovanja s poudarkom na dobrem počutju zaposlenih. Uporabili smo trajnostne materiale in lokalno pridelano pohištvo ter človekoljubnim organizacijam (Gasilska zveza Slovenije, Kralji ulice in Karitas) podarili približno 200 kosov še uporabnega starega pisarniškega pohištva iz starih poslovnih prostorov.

Hibridno delo ostaja način sodelovanja, ki ga omogočamo in spodbujamo. Lažje usklajevanje službenih in zasebnih obveznosti, bistveno manjša poraba papirja in zmanjšanje emisij CO₂ so med drugimi pomembnimi ESG cilji UniCredit Banka Slovenija d.d. in skupine UniCredit.

Do konca leta 2022 je že 77 % zaposlenih delalo hibridno; predvsem gre za sodelavce na sedežu Banke (kar 84 %), določen obseg dela z oddaljenih lokacij pa je omogočen tudi sodelavcem v prodaji.

V prenovljenih Smart Office prostorih ima vsaka organizacijska enota tako imenovano »domačo bazo«, večina delovnih in skupnih prostorov pa je namenjena vsem sodelavcem. Novi prostori imajo številne funkcionalne skupne prostore kot so konferenčne sobe, prostori za timsko delo, prostori za osredotočeno delo, prostori namenjeni klicem, poslovni saloni in podobno. Sejne sobe so opremljene s sodobno tehnologijo, ki omogoča enostavno in kakovostno povezovanje hibridnih timov sodelavcev in srečanj s poslovnimi partnerji ali strankami na daljavo.

Zaposlene redno obveščamo o tematiki in jim pošiljamo koristne informacije, hkrati pa redno pripravljamo odgovore na zastavljena vprašanja. Za sodelavce organiziramo spletna predavanja na teme kot so: upravljanje s časom, usklajevanje dela in prostega časa, gradnja odnosov v oddaljenih timih, vaje za boljše počutje in podobno, saj jim želimo poleg možnosti lažjega usklajevanja obveznosti ponuditi znanja, kako to uveljaviti v praksi. Glede pogojev, ki jih mora imeti matična pisarna, smo pripravili več priporočil za zaposlene, organizirali pa smo tudi spletni sestanek z izvajalcem nadzora, na katerem so zaposleni dobili dodatna pojasnila.

Sodelavci (ki jim narava dela to dopušča) se lahko kadarkoli odločijo za hibridni način dela. Čeprav lahko hibridni način dela uporabljajo

Popolnoma prenovljene pisarne na sedežu UniCredit Bank podpirajo hibridni način dela ter s pomočjo sodobne opreme in tehnologije omogočajo večjo fleksibilnost.

Lažje usklajevanje službenih in zasebnih obveznosti, bistveno manjša poraba papirja in zmanjšanje emisij CO₂ so pomembni ESG cilji skupine UniCredit.

predvsem zaledne pisarne, poskušamo določeno mero dela opraviti tudi iz oddaljenih lokacij ali pa prodajnim sodelavcem omogočimo tudi delo od doma.

Odnos do sodelavcev

KADROVSKA STRUKTURA V LETU 2022

Konec leta 2022 je bilo v Banki 550 zaposlenih (v primerjavi s 560 zaposlenimi v letu 2021; vključno z Leasingom 565). UniCredit Banka Slovenija d.d. je julija 2022 prodala družbo UniCredit Leasing, leasing, d.o.o..

Povprečno število zaposlenih v Banki letu 2022 je bilo 562 (v primerjavi s 564 v letu 2021).

Pri zaposlovanju sledimo načelu enakopravnosti, skladno z interno politiko družbe (UniCredit S.p.A.) kot temeljne vrednote, ki daje kandidatom enake zaposlitvene možnosti ne glede na spol ali druge osebne okoliščine. Na podlagi tega načela lahko ugotovimo, da strukturo zaposlenih po spolu sestavlja 69 % žensk in 31 % moških, strukturo vodilnih delavcev pa 59 % žensk in 41 % moških.

69%

ŽENSK

59%

ŽENSK NA VODSTVENIH POLOŽAJIH

Povprečna starost zaposlenih je 41 let. Banka in njeni zaposleni posvečajo veliko pozornost znanju in izobrazbi. Več kot 73 % zaposlenih ima višjo, visoko strokovno oziroma univerzitetno izobrazbo, magisterij ali doktorat. Izobrazbena struktura ostaja na približno enaki ravni kot preteklo leto.

USPOSABLJANJE IN RAZVOJ

Trdno verjamemo v programe usposabljanja in razvoja kot orodje za zagotavljanje koristi tako podjetju kot zaposlenim, saj izboljšujejo osebno uspešnost, povečujejo občutek korpo-

41 let

POVPREČNA STAROST

73%

Z VIŠJO IZOBRAZBO

(VIŠJI STROKOVNI NAZIV, MAGISTERIJ ALI DOKTORAT)

rativne kulture, izboljšujejo produktivnost in zmanjšujejo fluktuacijo.

Neposredna posledica tega je, da se vsi **novozaposleni** udeležujejo t.i. **Onboarding programa**, ki je sestavljen iz obveznih izobraževanj – vezanih predvsem na regulatorna področja, s katerimi morajo biti seznanjeni vsi zaposleni, in drugih tem, povezanih z osebno rastjo, razvojem, zdravjem in varnostnimi zadevami.

Večino regulatornih izobraževanj za nove in obstoječe zaposlene izvajamo na spletni platformi MyLearning, da omogočimo dostop v času, ki najbolj ustreza urniku zaposlenih. V letu 2022 so zaposleni opravili 9.736 ur obveznega izobraževanja.

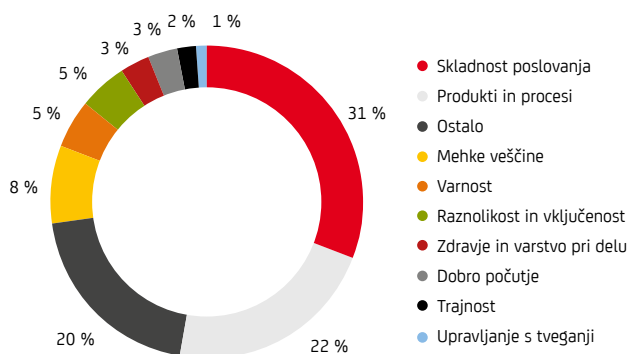
Posebno pozornost posvečamo **varnosti in zdravju** pri delu ter povečujemo znanje o tej temi z rednimi izobraževanji vseh zaposlenih predvsem na področju varstva pred požarom ter varnega in zdravega dela.

Ponujamo tudi specifična izobraževanja **vodjem**, ki se razlikujejo glede na trenutno raven vodstvenih sposobnosti in kompetenc, tako da se usposabljanje prilagodi specifičnemu področju, ki potrebuje razvoj. V letu 2022 smo uvedli tudi t.i. **Onboarding program za nove managerje**, in sicer poleg programov in aktivnosti, ki so prisotni že več let – EDP-Executive Development Program za vodje (gre za program, ki skrbi za razvoj vodij), FVP Onboarding, FVP Fast track program.

Poleg predpisanih in obveznih izobraževanj ponujamo in motiviramo zaposlene za obiskovanje ad hoc izobraževalnih vsebin (v obliki seminarjev in izobraževanj), ki so pomembne za strokovno rast posameznika in napredek pri vsakodnevnem delu.

Skupno število izobraževalnih ur v letu 2022 je bilo 14.601 s 23,7 izobraževalnimi urami na zaposlenega.

Izobraževanja glede na vsebino



Poleg različnih izobraževanj in programov tekom leta organiziramo tudi **različne dogodke**, ki so namenjeni vsem zaposlenim kot podpora osebnemu razvoju in dobremu počutju. Takšni dogodki vključujejo Dneve zdravlja (mesečna predavanja o zdravih navadah), pobudo More2Know (interna izmenjava znanja), Teden raznolikosti in vključenosti, Dan kulture, pobuda Odgovornost in Speak-up z različnimi delavnicami ali prezentacijami, ki jih organizira skupina UniCredit ali pa se izvajajo lokalno.

V letu 2022 smo se prvič udeležili študentskega poslovnega hackathona pod nazivom »Innovative All-nighter« v okviru Ekonomske fakultete, kjer so naš izziv reševali študenti različnih fakultet in univerz. Ponosni smo, da je zmagovalna ekipa delala prav na našem izzivu.

UniCredit Banka Slovenija d.d. je imetnica polnega certifikata **Družini prijazno podjetje**, kar pomeni, da smo uspešno izvedli aktivnosti, ki zaposlenim omogočajo lažje usklajevanje poklicnega in zasebnega življenja.

V preteklem letu smo uspešno zaključili tudi prenovu naših prostorov in jih popolnoma opremili v duhu pametne pisarne (Smart Office). Večina naših zaposlenih, katerih delo ni neposredno povezano s strankami v poslovalnicah, se je odločila za hibridni način dela, kar pomeni, da lahko delajo delno od doma in delno v pisarni. V prenovljenih Smart Office prostorih ima vsaka organizacijska enota t.i. »domačo bazo«.

USPEŠNOST, NAGRAJEVANJE IN DRUGI PROCESI

Drugo orodje, ki nam omogoča, da skrbimo za razvoj zaposlenih, je tako imenovani »Performance Management«, ki ima dolgoletno praksa v Banki. Gre za jasno in pregledno zastavitev letnih ciljev, ki ji sledijo ocene in

individualne povratne informacije. Pri tem procesu nas ne zanima le KAJ delamo, temveč tudi KAKO to počnemo, kar pomeni, da smo poleg doseganja ciljev osredotočeni tudi na način doseganja ciljev, pri čemer upoštevamo UniCredit vrednote – integriteta, odgovornost in skrbnost. Sestavni del ocenjevalnega pogovora je tudi prepoznavanje kariernih ambicij.

V naši Politiki prejemkov so opredeljena osnovna načela in pravila v zvezi s prejemki, ki zagotavljajo vzpostavitev, spremljanje in nadzor sistemov in praks nagrajevanja, ki sta jih sprejeli matična skupina in Banka. Ta politika opisuje poslanstvo in vrednote v pristopu do nadomestil, stebre nadomestil, korporativno in organizacijsko strukturo in procese upravljanja ter zahteve glede skladnosti; navaja pristope v zvezi z nadomestili, ki morajo prispevati k trajnosti, in podrobno opisuje skupne elemente nadomestil. Vse podrobnosti v zvezi s prejemki so razkrite v Razkritjih glede stebra III.

V letu 2022 smo se osredotočili na digitalizacijo in optimizacijo procesov, da bi zaposlenim zagotovili boljšo uporabniško izkušnjo. Zaključili smo prehod na novo centralno kadrovske aplikacije in izboljšali funkcionalnost obstoječih P&C aplikacij z namenom izboljšanja kakovosti podatkov.

Odnosi s strankami

Zagotavljanje odlične izkušnje stranke je naša najpomembnejša prednostna naloga. V ta namen smo tekom leta 2022 izvedli številne ankete in redno spremljali zadovoljstvo naših strank. Na podlagi pridobljenih informacij smo prilagajali ponudbo produktov, uvajali digitalne rešitve in se posvečali področjem, ki so po mnenju naših strank najpomembnejša.

Stranke zelo cenijo profesionalne in prijazne uslužbence

- Za merjenje zadovoljstva strank redno izvajamo naslednje ankete:
- Benchmarking (primerjalna analiza)
- R-NPS (Relacijski NPS) in
- Instant Feedback (takojšnja povratna informacija).

Z vsemi anketami merimo NPS indeks, ki strankam omogoča, da izrazijo svojo stopnjo zadovoljstva z Banko z odgovorom na vprašanje, kolikšna je verjetnost, da nas bodo priporočili svojim družinskim članom, prijateljem ali znancem ali drugim podjetjem, če

se anketa izvaja v podjetniškem in poslovnem segmentu.

Vse izvedene ankete so pokazale, da imajo naši bančni svetovalci in ostali zaposleni pomembno vlogo pri zadovoljstvu strank in da zelo vplivajo na verjetnost, da nas bodo stranke priporočile. Tako kot v preteklih letih so tudi v letu 2022 stranke pohvalile strokovnost in prijaznost zaposlenih v UniCredit Banki. V tem pogledu je glede na Benchmarking raziskavo 2022, katere izvajalec je agencija Kantar, bilo zadovoljstvo s poslovalnico (24, +3 nad tržnim povprečjem) in kontaktnim centrom (27, +12 nad tržnim povprečjem) večje od zadovoljstva s konkurenčnimi bankami, medtem ko je bilo zadovoljstvo s skrbnikom odnosov s strankami v segmentu podjetij bistveno večje od zadovoljstva s konkurenčnimi bankami (+11).

ODLIČNA IZKUŠNJA STRANKE KOT TEMELJNA USMERITEV

Če želimo vzpostaviti dolgoročne odnose, si moramo zastaviti cilj oblikovanja kulture, ki postavlja stranko na prvo mesto. Zato smo vse zaposlene redno spodbujali, naj bodo osredotočeni na izkušnjo stranke in na poenostavitev procesov ter naj si prizadevajo za prijetno in enostavno komunikacijo in ponujanje dodatne vrednosti našim strankam. Kulturo osredotočenosti na stranke smo ustvarili tako, da smo vseskozi pozorni na to, kako nas stranke doživljajo in kaj najbolj cenijo. To smo dosegli z redno izmenjavo rezultatov anket o zadovoljstvu, čemur so sledile delavnice za reševanje ponavljajočih se težav s predlogi potrebnih izboljšav. Obenem smo vsako četrletje organizirali interne razprave o odlični izkušnji stranke, ki so bile namenjene vsem zaposlenim v Banki. Na internih razpravah so zaposleni lahko delili svoje izkušnje in nasvete za odlično izkušnjo stranke. Med drugim je bilo govora o vlogi, ki jo igra vsak zaposleni pri izkušnji stranke, digitalni izkušnji in uspešnosti na delovnem mestu. V seriji pogovorov na temo izkušnje strank, pri katerih so sodelovali zaposleni iz različnih divizij Banke, smo skušali osvetliti vpliv različnih oddelkov na izkušnje in zadovoljstvo strank ter graditi zavedanje, da k zadovoljstvu strank prispevamo vsi zaposleni.

DIGITALNA IZKUŠNJA

Digitalne kanale smo opremili s številnimi novostmi, ki našim strankam omogočajo enostavno, hitro in varno opravljanje vsakodnevnih bančnih storitev.

Spletni hitri potrošniški kredit smo preoblikovali tako, da bo služil širšim potrebam naših strank. Leta 2022 se je znesek potrošniškega kredita, za katerega je mogoče v celoti zaprositi prek spleta, povečal na 30.000 EUR. Digitalna posojila strankam omogočajo, da zadovoljijo svoje likvidnostne potrebe brez obiska poslovalnice. V letu 2022 sta se tako število spletnih vlog za posojila in njihov obseg nenehno povečevala, kar je dokaz, da ponujena rešitev izpolnjuje potrebe strank. Spletno odpiranje računa smo uskladili tako, da je poenostavljeno in hitrejše. Mobilna banka GO! je bila nadgrajena v okviru izboljšav in nadgradenj skupine UniCredit, uvedli pa smo tudi takojšnje plačilo Flik, ki je bilo namenjeno tudi trgovcem kot rešitev za POS in mobilno aplikacijo.

V letu 2022 je UniCredit Banka Slovenija d. d. razvila novo rešitev "Spletno poslovanje". Gre za spletni portal, ki obstoječim uporabnikom spletne in mobilne banke omogoča elektronsko poslovanje na daljavo. Uporabniku omogoča naročanje različnih bančnih produktov ter elektronsko podpisovanje pogodb in drugih dokumentov z elektronskim podpisom brez obiska bančne poslovalnice.

Pristen stik z izkušenim bančnim svetovalcem navkljub porastu uporabe digitalnih bančnih rešitev ostaja neprecenljiv, zlasti ko se stranka odloča za zahtevnejše bančne produkte. Zato tudi v prihodnje ostajamo digitalna banka z osebnim pristopom.

OKOLJSKO, DRUŽBENO IN UPRAVLJAVSKO TVEGANJE (ESG)

Vprašanja glede varovanja okolja, družbenega vpliva in upravljanja (ESG) postajajo vse bolj pomembna za finančne institucije. Za banke bi lahko trajnost kmalu postala tudi ekonomsko in eksistencialno vprašanje, ki bo ustvarilo novo vrsto tveganja: tveganje ESG. EBA (Evropski bančni organ) je že objavila uredbo o obvladovanju in nadzoru tveganj ESG, kar je imelo za rezultat objavo končnega poročila junija 2021. EBA je decembra 2022 objavila svoj časovni načrt, v katerem so opisani cilji in časovni raspored za izvajanje pooblastil in nalog na področju trajnostnih financ ter okoljskih, družbenih in upravljaljskih tveganj (ESG). V načrtu je pojasnjen zaporedni in celovit pristop organa EBA v obdobju naslednjih treh let za vključitev vidikov tveganj ESG v okvir bančništva in podporo prizadevanjem EU za uresničitev prehoda na bolj trajnostno gospodarstvo.

Za podnebne spremembe velja, da povzročajo pomembna tveganja za svetovno gospodarstvo.

vo. Vpliv tveganj ESG na finančna in nefinančna tveganja v bančnem sektorju je prisoten v različni meri, saj ni popolnoma samostojna vrsta tveganja. Tveganje, povezano s podnebjem, je najbolj raziskana in priznana vrsta okoljskega tveganja. Glede na posebne značilnosti podnebnih tveganj in njihov dolgoročni značaj se zdi testiranje izjemnih situacij kot ključno orodje za oceno njihovih finančnih učinkov.

Da bi razumeli, kako lahko posamezna podnebna tveganja vplivajo na vrednost finančnih portfeljev, upoštevamo dve vrsti podnebnih tveganj: prvo je fizično tveganje in drugo je prehodno tveganje, kjer bi lahko imela morebitna zapoznela uvedba podnebnih politik za zmanjšanje emisij CO2 negativen vpliv na nekatere ogljično intenzivne sektorje.

Na področju varovanja okolja, družbenega vpliva in upravljanja (ESG) je bil v UniCredit Banka Slovenija d.d. v letu 2021 vzpostavljen podnebni projekt, ki zajema naslednje tokove:

- opredelitev taksonomije EU za podnebje in okolje,
- metodologije podnebnih in okoljskih tveganj,
- vključitev v okvir upravljanja tveganj,
- razveljavitev bonitetnih ocen,
- finančna tveganja,
- strategije kreditnega tveganja,
- operativno tveganje in tveganje ugleda,
- procesi in politike.

Tematike okoljskega, upravljaljskega in družbenega tveganja ter tveganja ugleda odražajo dejavnosti, ki potekajo v Banki UniCredit v zvezi z ESG tveganji, kot je denimo uvedba nove politike glede uporabe premoža, ki skupino UniCredit zavezuje, da bo do leta 2028 prenehala s financiranjem panog, ki uporabljajo premož. V UniCredit Banka Slovenija d.d. smo se odločili izboljšati svojo politiko glede uporabe premoža s ciljem na boljši način podpreti prehod svojih strank s premoža na podlagi posodobitve metodologije za oceno tveganja ugleda za sektor proizvodnje električne energije na osnovi premoža.

V skladu z nedavnim pregledom politike glede premoža prinaša tudi pregled politike glede nafte in plina v letu 2022 spremenjen pristop Banke k širitvi dejavnosti naftnega in plinskega sektorja, ob upoštevanju klasifikacije strank kot gonila za jasne odločitve o posojilih, ukrepanje in pravil za upravljanje izjem, ki so določena vnaprej.

Okvir upravljanja tveganj ESG dopolnjujejo namenske politike za rudarstvo, jedrsko energijo, vodno infrastrukturo ter obrambno/orožarsko industrijo, ki določajo jasna pravila za opravljanje posojilnih poslov s strankami, ki so dejavne v teh izpostavljenih sektorjih.

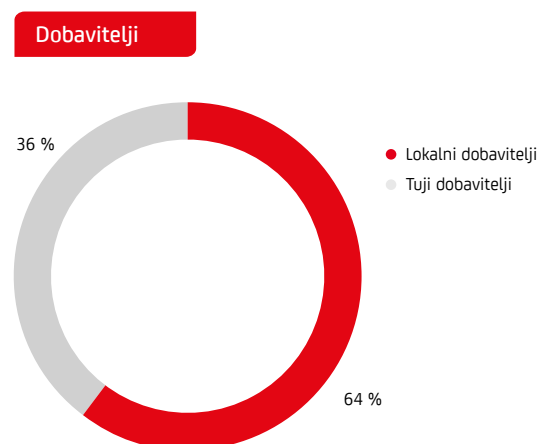
Odnosi z dobavitelji

Integriteta, odgovornost in skrbnost so naše vrednote in izhodišče za odnose z dobavitelji. Z njimi gradimo dolgoročne odnose na podlagi transparentnosti, vzajemnega spoštovanja, zaupanja ter etičnih in zakonskih norm.

Naši dobavitelji spoštujejo Kodeks ravnanja in v času trajanja poslovnega razmerja delujejo v skladu z vrednotami skupine UniCredit z različnih področij, kot je denimo področje etike in spoštovanja, povračilni ukrepi, protikorupcijska politika, preprečevanje pranja denarja in podobno. V okviru pobud glede meril okolja, družbe in upravljanje podjetij (ESG) v Banki vedno večjo pozornost namenimo tudi temu delu in izbiramo dobavitelje, ki razmišljajo na podoben način ter stremijo k varovanju okolja znotraj tega področja.

Zahvaljujoč centraliziranemu nabavnemu procesu dosegamo stroškovno učinkovitost in izbiro ustreznih dobaviteljev za sodelovanje na vseh področjih.

V vsakodnevno delo prenašamo smernice in dobre prakse skupine UniCredit, kar se odraža predvsem na področju upravljanja zunanjeje izvajanja (»outsourcing«) ter spremljanju tveganja dobaviteljev (»third party risk management«). Z dobro zastavljenimi procesi in v ta namen razvitimi programi zagotavljamo ustrezne kontrole in preglednost poslovanja z dobavitelji, prav tako pa znižujemo razna



tveganja na področju izvajanja storitev in omogočamo neprekinjeno poslovanje.

Poleg področnih politik pri našem delovanju sledimo tudi širšim politikam, ki veljajo za celotno Skupino in sicer pozornost namenjamo načelom Protikorupcijske politike, Politike preprečevanja pranja denarja in financiranja terorizma, Varstva osebnih podatkov in drugih politik Skupine.

Ne glede na dejstvo, da je UniCredit Banka Slovenija d.d. članica mednarodne skupine UniCredit s sedežem v Italiji, spodbujamo lokalno rast in sodelovanje z lokalnimi dobavitelji, kar potrjuje tudi podatek, da smo v letu 2022 povečali vrednost sodelovanja z lokalnimi dobavitelji za dodatnih 5 odstotkov glede na prejšnja leta.

Pri izbiri dobaviteljev smo nepristranski, saj so le tako lahko odnosi z njimi naša konkurenčna prednost in tudi podlaga za vzajemno sodelovanje. Slednje dokazuje tudi dejstvo, da smo v letu 2022 sodelovali s približno 520 dobavitelji iz kar 30 držav sveta.

Podpiramo skupnosti pri napredku

Donacije so pomemben izraz našega odnosa do lokalnega okolja, v katerem delujemo, saj v naši neposredni bližini vedno več ljudi izgublja upanje v boljši jutri. S finančnimi in materialnimi donacijami smo tudi v letu 2022 pokazali, da razumemo stiske posameznikov in družin, in smo po svojih močeh vračali okolju del tistega, kar iz njega pridobimo.

Nadaljevali smo dolgoletno partnerstvo z Zvezo prijateljev mladine Ljubljana Moste – Polje (ZPM), saj smo njihove varovance podprli pri šolskem izobraževanju, ob prehodu v novo leto pa smo družinam podarili 280 bonov za nakup hrane ter otroške knjige.

Več kot 300 starostnikom pod okriljem projekta Vida smo s toplim obrokom polepšali dan, pomagali smo Gasilski zvezi pri obnovi opreme, uničene v požarih, združenju staršev Junakov 3. nadstropja pa smo pomagali pri izvedbi aktivnosti za male borce, ki se spopadajo z rakom.

Ko smo pričeli z obnovo poslovnih prostorov, smo prisluhnili potrebam lokalnih društev in neprofitnih organizacij, ter jim podarili še uporabno kvalitetno pisarniško opremo za njihovo delovanje.

Da bi dosegli velike stvari, moramo ne le delovati, ampak tudi sanjati in verjeti v naše

cilje. Zato smo v letu 2022 podprli izobraževalne projekte, ki podpirajo boljše prihodnje odločitve, pod okriljem ZPM, Zavoda preslica in projekt CONA, sklenili pa smo tudi partnerstvo z uredništvom časnika Moje finance za izvedbo projektov, ki bodo prispevali k povečanju finančne pismenosti odraslih in otrok, pripravili pa bomo tudi prilagojen program izobraževanja za družine pod okriljem ZPM.

V letu 2022 smo nadaljevali in nadgradili našo podporo projekta Izvozniki.si – Najboljše iz Slovenije, ki poteka pod okriljem časnika Finance. S svojimi vsebinami smo pomagali pri predstavitvi koristnih informacij, novosti ter dobrih poslovnih praks izvoznikov in njihovih partnerjev doma ter v tujini.

Zdravniška zbornica Slovenije je samostojna poklicna organizacija zdravnikov in zobozdravnikov, s katero Banka sodeluje že od leta 2012. V okviru sodelovanja članom zbornice – zdravnikom fizičnim osebam ter zdravnikom z zasebno prakso – ponujamo sodobne bančne rešitve in ekskluzivne ugodnosti, prilagojene njihovim potrebam.

Vrhunske umetniške stvaritve in svetovno znani izvajalci iz sveta glasbe, plesa in filma pod okriljem Festivala Ljubljana že 70 let zagotavljajo raznoliko kulturno dogajanje v slovenski prestolnici. Banka je tudi v letu 2022 Festival podprla kot ponosni sponzor baletno obarvanega večera s skupino Béjart Ballet iz Lozane.

Poslovanje Banke na različnih segmentih

Poslovanje s prebivalstvom in mikro podjetji

Poslovanje s prebivalstvom in mikro podjetji v UniCredit Banka Slovenija d.d. predstavlja pomemben steber celotnega poslovanja Banke, saj je v letu 2022 ustvarilo 40 % vseh prihodkov Banke.

POSLOVANJE S PREBIVALSTVOM

Po večletni pandemiji in postpandemičnem obdobju ostaja naša prednostna naloga zagotavljanje varnosti naših strank in zaposlenih ter sočasno zagotavljanje podpore strankam in skupnostim v tem težavnem obdobju.

Naši izzivi nas spodbujajo k nadaljnjemu razvoju digitalnih zmogljivosti in digitalne poti strank, predvsem zato, ker se spreminja tradicionalno vedenje strank. Digitalna preobrazba ostaja med prednostnimi nalogami: naši nedavni uspehi se bodo nadaljevali tudi v prihodnosti, saj nenehno uvajamo in izboljšujemo obstoječe digitalne kanale in produkte. Tako smo denimo z izboljšanjem postopka pridobivanja digitalnega posojila leta 2022 zabeležili rast števila posojil, odobrenih prek digitalnega kanala.

Ker se vedenje in navade strank spreminjajo, se večina bančnih transakcij seli iz fizičnih v alternativne bančne kanale, ki omogočajo poslovanje na daljavo, brez potrebe po obisku poslovalnice. V skladu z novimi navadami potrošnikov in našim digitalnim programom bomo tudi v letu 2023 nadaljevali z optimizacijo naše poslovne mreže, ki je konec leta 2022 štela 16 podružnic in 2 agenciji. Da bi strankam tudi v prihodnje zagotovili najboljšo uporabniško izkušnjo, posodabljammo prostorsko ureditev naših poslovalnic, v katerih bo še večji poudarek na svetovalni dejavnosti, medtem ko se vsakodnevno poslovanje seli v virtualno okolje mobilnih telefonov, spletnih bank in finančnih portalov.

UniCredit Banka Slovenija d.d. je po izboru revije Moje finance prejela priznanje "Najučnejša banka leta 2022". Priznanje je

rezultat konkurenčnega pozicioniranja na trgu in zasledovanja glavnega cilja na področju poslovanja s prebivalstvom – pridobivanja novih strank. K slednjemu pripomore tudi izboljšana spletna rešitev za odprtje transakcijskega računa, ki je še bolj prijazna do uporabnika in zagotavlja hitrejši dostop do Banke. Revija Moje Finance je UniCredit Banka Slovenija d.d. podelila tudi nazive "Banka z najugodnejšim potrošniškim kreditom s spremenljivo obrestno mero leta 2022", "Banka z najugodnejšim potrošniškim kreditom s fiksno obrestno mero leta 2022" in "Banka z najugodnejšim stanovanjskim kreditom s spremenljivo obrestno mero leta 2022".

Kot Banka s široko paleto posojilnih produktov za fizične osebe smo izboljšali ponudbo novih hipotekarnih in potrošniških posojil. Na rast našega kreditnega portfelja so ugodno vplivali rast nepremičninskega trga in nizke obrestne mere, ki so zaznamovale prvo polovico leta 2022.

Na področju varčevalnih produktov smo ohranili dosedanje stopnje rasti in dosegli dobre rezultate pri depozitnih produktih, na področju investicijskih skladov pa smo dosegli zadovoljive rezultate glede na razmere na trgu. Naš portfelj novih strank z varčevalnimi produkti se povečuje predvsem zaradi dobro organiziranih in usposobljenih svetovalcev. Strankam smo omogočili tudi dostop do celovite obdelave vezanih depozitov prek e-platforme, ki je bila vzpostavljena leta 2020 in nato leta 2022 nadgrajena z dodatnimi storitvami, ki jih je mogoče opravljati na daljavo.

V segmentu zavarovanj imamo sklenjeno dolgoročno partnerstvo z zavarovalnico Generali za zavarovanja kreditotjemalcev ter z zavarovalnico Allianz za življenjska in premoženjska zavarovanja. Banka nenehno vlagava v dodatne izboljšave procesov ter znanja in usposobljenosti svetovalcev, z namenom doseganja večje preglednosti pri prodaji zavarovalnih produktov in zagotavljanja zavarovalnih produktov, ki so prilagojeni potrebam in zahtevam strank.

POSLOVANJE Z MIKRO PODJETJI

V UniCredit Banka Slovenija d.d. pokrivamo tako segment poslovanja s prebivalstvom kot tudi segment poslovanja z mikro podjetji. V zadnjih letih segment podjetništva beleži splošno rast in predstavlja približno 17 % vseh prihodkov divizije Poslovanje s prebivalstvom.

Leta 2022 smo vzpostavili novo organizacijsko enoto Mikro podjetja, ki predstavlja pomemben steber v segmentu Poslovanja z mikro podjetji. S tem še dodatno skrbimo za potrebe naših strank iz vrst malih podjetij in krepimo njihovo zadovoljstvo s skrbniki strank in Banko. Poleg stalnih izboljšav in poenostavitve naših produktov smo uvedli tudi vnaprej preverjeno košarico, ki jo nenehno prilagajamo potrebam naših strank.

Poleg širokega nabora standardnih produktov, ki so strankam segmenta mikro podjetij na voljo pri njihovem vsakodnevnem poslovanju (denimo elektronsko bančništvo, različne oblike posojil in poroštev), lahko te stranke izbirajo tudi med nestandardnimi produkti, ki bolje ustrezajo njihovim specifičnim potrebam. Podjetjem se tako lahko konkurenčno uveljavijo na trgu, izboljšajo svoj tržni položaj, razširijo poslovanje, okrepijo financiranje obratnega kapitala, povečajo dodano vrednost na zaposlenega, ohranijo in ustvarijo nova delovna mesta, spodbujajo naložbe ter krepijo razvojne in tehnološke rešitve v podjetju.

V okviru pobude na področju okolja, družbe in upravljanja podjetij (ESG) za projekte naših strank spodbujamo uporabo obnovljivih virov energije, naložbe v okoljsko in energetske učinkovite tehnologije ter spodbujanje P2P posojanja.

Ob stalnih izboljšavah procesov za segment Poslovanja z mikro podjetji nastajajo novi in posodobljeni paketi, ki bodo še dodatno olajšali preglednost in poslovanje podjetij tega segmenta z Banko.

POSLOVANJE S PODJETJI

Tudi v letu 2022 je bil poudarek na osredotočenosti na stranke, zato so bile v ospredju pobude, namenjene izboljšanju nakupne poti strank. Prizadevamo si zagotavljati vrhunske storitve in presežati pričakovanja strank, zato redno preverjamo njihovo zadovoljstvo. Indeks NPS (Net Promotor Score), s katerim merimo zvestobo strank, je za Banko boljši od tržnega povprečja na slovenskem trgu (vir: Benchmarking survey 2022, Katar). Komitenti se odločajo za nadaljnje poslovanje z

UniCredit Banka Slovenija d.d. in izpostavljajo profesionalnost in prijaznost skrbnikov strank. Med posebnimi dosežki na področju odnosov s strankami velja omeniti tudi nagrado Euromoney Cash Management Award, s katero so stranke Banko izbrale za najboljšega ponudnika storitev in vodilno na slovenskem trgu na področju upravljanja z denarnimi sredstvi.

V UniCredit Banka Slovenija d.d. si prizadevamo, da za svoje stranke ne bi bili zgolj banka, temveč tudi zanesljiv poslovni partner, ki ponuja dodano vrednost in se nenehno trudi, da bi bile naše stranke v segmentu podjetij na tekočem s tržnimi trendi. Prav temu je bil namenjen tradicionalni spomladanski makroekonomski zajtrk, na katerem so se tudi v letu 2022 predstavniki podjetij seznanili s finančnimi perspektivami. Zavedamo se, da imajo partnerstva ključno vlogo pri izmenjavi znanj in prepoznavanju potencialnih poslovnih priložnosti. Zato je smo vodilni partner projekta Izvozniki.si časnika Finance, ki je namenjen izvoznikom na slovenskem trgu. V okviru te pobude smo podjetjem posredovali številne koristne vsebine, na Konferenci izvoznikov pa smo podelili priznanje za izvoznika leta.

Leta 2022 je bil končni cilj segmenta poslovanja s podjetji zagotavljanje boljše izkušnje našim strankam s hitrejšim odzivanjem, pri čemer smo se opirali na izboljšano učinkovitost in zmanjšano operativno tveganje. Projekti in pobude so temeljili tako na poslovnih kot na zakonodajnih usmeritvah. Še naprej smo si prizadevali za krepitev digitalne ponudbe, poenostavitve procesov in edinstvenih storitev z dodano vrednostjo. Naša prednostna usmeritev je tako postalo družbeno odgovorno upravljanje, ki stoji za kratico ESG. Digitalizacija in naša zavezanost načelom ESG (okoljsko, družbeno in korporativno upravljanje) sta ključna mehanizma, ki poganjata naše storitve. Omogočata nam zagotavljanje odličnosti za naše deležnike in ustvarjanje trajnostne prihodnosti za naše stranke, naše skupnosti in naše sodelavce.

V letu 2022 smo uspešno izvedli in zaključili shemo Evropskega jamstvenega sklada (EGF) ter zaključili transakcije, zajete v Evropskem jamstvenem skladu, ki ga zagotavlja Evropska investicijska banka (EIB).

V segmentu poslovanja s srednje velikimi podjetji smo se še naprej osredotočali na rešitve na področju obratnega kapitala – WoCa (Working Capital), da bi strankam omogočili likvidnost. Banka je tudi v letu 2022 igrala pomembno vlogo na področju sindiciranih posojil in strukturiranih financ.

Na področju poslovanja z malimi podjetji je Banka omogočala pogoje za nemoteno poslovanje, podpirala investicijske aktivnosti in izvajanje različnih projektov, se osredotočala na rast in razvoj ter s prilagojenimi finančnimi strukturami optimizirala njihovo tekoče poslovanje. Partnerske odnose s strankami smo poglobljali prek digitalnih kanalov, uspešnega izvajanja sheme Evropskega jamstvenega sklada in podpore trajnostnemu poslovanju podjetij v nestabilnih razmerah.

Mednarodna mreža UniCredit je strankam namenila široko paleto celovitih čezmejnih rešitev, ki so prilagojene njihovim potrebam. Visokokakovostne storitve, strokovno svetovanje in podporo ter dostop do bančnih storitev smo prek naše bančne mreže v Evropi in po svetu strankam zagotavljali tudi na drugih pomembnih trgih. Banka je svoj vodilni položaj v segmentu mednarodnega poslovanja okrepila s prevzemi novih uveljavljenih podjetij, ki so vstopila na slovenski trg.

Na področju poslovanja z velikimi podjetji (vključno s finančnimi institucijami) smo strankam ponudili široko paleto produktov, tako na domačem trgu kot tudi pri čezmejnem poslovanju. V okviru obstoječih poslovnih odnosov s finančnimi institucijami in globalno mrežo UniCredit je Banka zagotavljala visokokakovostne storitve, ki so ustrezno zadovoljevale potrebe naših strank.

V segmentu upravljanja denarnih sredstev je bila Banka v letu 2022 v raziskavi Euromoney 2022 Cash Management Survey prepoznana kot vodilni ponudnik storitev upravljanja denarnih sredstev v Sloveniji. Sicer pa je Banka še naprej sledila trendom inovacij in digitalizacije. Kljub omejitvam poslovanja zaradi razmer v Ukrajini in Rusiji ter njihovih posledic smo v primerjavi z letom 2021 zabeležili za 19 % višje prihodke na račun večjega obsega transakcij, kar je posledica dejavnosti obstoječih strank in pridobivanja novih strank.

V letu 2022 smo našim strankam ponujali konkretne rešitve, optimalno usklajene z njihovimi poslovnimi dejavnostmi, pri čemer smo izhajali iz našega poznavanja poslovanja podjetij, njihovega finančnega položaja in primerjalnih analiz.

Na področju skrbniških storitev smo znova dokazali svoje zmogljivosti z zagotavljanjem strokovne podpore strankam in izpolnjevanjem zakonskih zahtev.

Svetovalna skupina UniCredit za podjetniške finance je v letu 2022 svetovala in sodelovala

pri več transakcijah. Tako smo skupaj z drugimi oddelki za podjetniške finance skupine UniCredit prispevali k uspešnemu letu za UniCredit S.p.A.

V segmentu finančnih trgov smo nadaljevali s podporo podjetniškim strankam z naborom produktov, ki omogočajo tako osnovne posle s finančnimi instrumenti, kot tudi zaščito pred tržnimi tveganji, pri čemer smo pokrivali varovanje pred valutnimi, obrestnimi in blagovnimi tveganji. Med trgovanjski dejavnostmi Banke izstopajo valute, državne obveznice in nekateri izvedeni finančni instrumenti na obrestne mere.

FINANČNI REZULTATI IN CILJI

Kljub razmeram na trgu, ki so nastale zaradi zvišanja obrestnih mer s strani ECB, zlasti v drugi polovici leta, je OE Poslovanje s podjetji v letu 2022 poslovala uspešno. Obseg posojil se je v primerjavi s koncem leta 2021 povečal za 19 %, povprečni obseg posojil pa za 21 %, s čimer so bili preseženi zastavljeni cilji. V istem obdobju se je za 34 % povečal tudi obseg depozitov, za 9 % pa se je povečal tudi povprečni obseg depozitov. Prihodki iz naslova jamstev so z 19-odstotno rastjo v primerjavi z letom 2021 močno prispevali k prihodkom od provizij. Zaradi rasti obsega posojil v letu 2022 so se za 33 % izboljšali tudi naši prihodki iz naslova provizij. Ker so razmere na trgu začele vplivati na stanje na delniškem trgu, so se znižale tudi provizije iz naslova skrbniških storitev, kar je prineslo 7-odstotno znižanje prihodkov iz naslova provizij.

Banka si bo tudi v prihodnje prizadevala dodatno izboljšati celotno uporabniško izkušnjo s kakovostnimi, enostavnimi in hitrimi storitvami ter izpolnjevanjem zakonskih zahtev. Poleg tega se bo Banka še naprej osredotočala na spodbujanje izmenjave znanj in izkušenj, dialoga in preglednosti ter vlaganja v razvoj zaposlenih.

Digitalizacija postopkov in bančnih rešitev ostaja pomembna prioriteta Banke. Banka se bo tudi v prihodnjem letu osredotočila na povečevanje obsega posojil in izboljšanje tržnega deleža pri posojilih podjetjem s posebnim poudarkom na potencialnih tveganjih. V središču naših prizadevanj ostajajo poznavanje naših strank, ponujanje najprimernejših rešitev za njihovo poslovanje in nadaljnje zagotavljanje bančnih storitev na najvišji ravni s strani naših zaposlenih, ohranjanje zadovoljstva strank pa bo še naprej ključna naloga v okviru vseh naših dejavnosti.

COO (Operativni procesi)

Varnost je spremenljiva stalnica. Področje zagotavljanja varnosti se mora nenehno prilagajati spremenljivim razmeram, potrebam strank in zunanjim varnostnim grožnjam. V letu 2022 je funkcija Varnost znotraj Banke uvedla področje za digitalno varnost in korporativno varnost, s čimer je zagotovila večji poudarek na kibernetiki in informacijski varnosti v digitalnem poslovanju ter na upravljanju neprekinjenega poslovanja (BCM), preprečevanju goljufij in tehnični varnosti v okviru korporativne varnosti. Da bi dosegli zastavljene cilje, smo namenili poseben poudarek izobraževanju in izpopolnjevanju zaposlenih na digitalnem področju.

Tudi sicer ostaja ozaveščenost zaposlenih glede varnosti ena izmed naših ključnih prednostnih nalog. Tako smo organizirali številna usposabljanja o digitalni varnosti in redno izvajali akcije za preprečevanje spletnih prevar (phishinga).

V letu 2022 je bil vzpostavljen varnostno operativni center. S tem smo zagotovili 24-urno neprekinjeno spremljanje in odzivanje na morebitne incidente na področju kibernetike varnosti in informacijske tehnologije.

Na oddelek Bančna operativa in storitve so v letu 2022 vplivali trije pomembni dogodki: prvič, reorganizacija v mesecu februarju, v okviru katere sta se nam pridružili dve srednje veliki enoti; drugič, selitev v prenovljene prostore, prilagojene hibridnemu načinu dela konec meseca aprila in; tretjič, prodaja družbe UniCredit Leasing d.o.o. v mesecu juliju, namreč na podlagi pogodbe o ravni storitev so se v oddelku Bančna operativa in storitve izvajale podporne dejavnosti za lizing. Posledično se je oddelek prilagajal novo pridruženim enotam in novim procesom. Naši zaposleni so se prilagodili hibridnemu načinu dela v novih pisarniških prostorih, ki so jih zaposleni sprejeli z navdušenjem. Kar zadeva prodaje lizinga se je pa oddelek Bančna operativa in storitve uspešno vključeval v spremljevalne dejavnosti pri prodaji, pri čemer je bila za doseganje najboljših rezultatov ustanovljena posebna delovna skupina.

Oddelek bo še naprej skrbel za kakovostno in hitro podporo end-to-end procesom. Veliko truda vlagamo tudi v ohranjanje uspešnega sodelovanja z notranjimi partnerji. V zadnjih mesecih leta 2022 smo se osredotočili predvsem na iskanje sinergij znotraj Bančne operative in storitev na način, da smo iskali rešitve za bolj optimalne procese, da smo iskali digitalne rešitve ter "zeleno" poslovanje.

Pred nami ostaja veliko izzivov, zato se bomo še naprej osredotočali na čim bolj optimalno poslovanje, optimizacijo in avtomatizacijo procesov ter prednostno podporo našim strankam in notranjim partnerjem.

Spodbujamo kulturo odprtega komuniciranja, brez strahu pred negativnimi posledicami (speak up culture), izmenjavo znanj, razvoj zaposlenih in njihovo osredotočenost na najpomembnejše procese. Ena od naših prednostnih nalog je tudi zagotavljanje skladnosti z zakonodajo in izpolnjevanje vseh zakonskih zahtev, kar bomo zagotavljali tudi v prihodnje.

V okviru službe za Digitalne in informacijske storitve si prizadevamo za stabilnejše in varnejše okolje. V letu 2022 smo ogromno vlagali v izboljšanje odpornosti in varnosti IT okolja. Sledili so odlični rezultati na digitalnih kanalih, kjer v letu 2022 nismo zabeležili večjih prekinitev poslovanja in so bili an voljo strankam 99,98% časa. Ta dosežek je bil odločilen za podporo eni od ključnih poslovnih strategij Banke – povečanje digitalne prodaje.

99,98 %

dostopnost

mobilne banke



IZBOLJŠAVE

Določene digitalne projekte smo izvajali z agilnim pristopom, pri čemer smo v delovne ekipe v celoti vključili strokovnjake za IKT, kar je dalo odlične rezultate. V letu 2022 smo ekipo IKT okrepili z novimi strokovnjaki za IT, kar nam bo omogočilo lažje obvladovanje rastočega trenda digitalizacije. Velik korak naprej smo naredili tudi z novim procesom določanja prednostnih nalog in upravljanja virov, ki nam bo v naslednjih letih pomagal doseči še večjo produktivnost in uspešnost. Uspešno smo prenesli naše RPA okolje iz Softomotive na platformo Power Automate. Velik napredek smo dosegli tudi na zakonodajnih področjih, kjer smo v letu 2022 poskrbeli za stalne nadgradnje in izboljšave.

DIGITALNI NAPREDEK IN BREZPAPIRNO POSLOVANJE

Na digitalnem področju smo znatno izboljšali spletne platforme s ciljem povečati digitalno prodajo in dosegli odlične rezultate zlasti na

področju digitalnih posojil. Brezpapirno poslovanje je že nekaj let eden od pomembnih strateških ciljev Banke. Začetek brezpapirnega poslovanja je bila uvedba podpisnih tablic v naših poslovalnicah. V okviru projekta brezpapirnega poslovanja smo omogočili podpisovanje vseh produktov, ki so del trenutne ponudbe za stranke UniCredit, v naših poslovalnicah. V zaključni fazi projekta smo leta 2022 omogočili podporo za brezpapirno blagajniško poslovanje, ki bo začelo delovati v začetku leta 2023.

46 %
vseh potrošniških posojil v mesecu avgustu prodanih po spletu

IT INFRASTRUKTURA

Na področju IT infrastrukture smo dosegli velik napredek v smeri boljše integracije z okoljem Skupine z uvedbo storitev v oblaku O365 – Single tenant projekt Skupine za vse države srednje in vzhodne Evrope. Ta projekt nam zagotavlja standardno okolje v enem oblaku, ki omogoča skupno delo in brezhibno izkušnjo v intranetu, Yammerju, OneDrivu in Teamsih. Uvedli smo tudi rešitev PowerHA (rešitev za visoko razpoložljivost) za naš centralni sistem, ki bo še dodatno izboljšala našo odpornost v primeru nepričakovanih dogodkov. Zadnji, a nikakor ne najmanj pomemben, je bil projekt SmartWorkplace, ki je vključeval prenavo celotnega okolja IKT. V okviru projekta smo za naše zaposlene preuredili pametno skupno delovno mesto in v vse konferenčne sobe uvedli naprave Teams Rooms za podporo hibridnemu delu.

PODATKOVNA SLUŽBA

Podatkovna služba je nadaljevala s krepitvijo podpore lastnikom podjetij in znatno povečala število samodejnih kontrol kakovosti podatkov na področju regulativnega poročanja, upravljanja tveganj in na drugih ključnih bančnih področjih. Za optimizacijo procesa in podporo vse večjemu obsegu dela je Podatkovna služba združila upravljanje kakovosti podatkov na eni sami tehnični platformi, ki vključuje portal za odpravljanje pomanjkljivosti in sodobne možnosti prikazovanja. Poleg tega je Podatkovna služba omogočila številne podatkovne projekte Skupine, ki so nadaljevali s prenosom naših podatkov na podatkovne platforme Skupine UniCredit, s

čimer so zagotovili standardiziran in dokumentiran pretok podatkov za pomembna regulativna in likvidnostna poročila.

REORGANIZACIJA

V skladu s strateško usmeritvijo skupine UniCredit smo leta 2022 izvedli reorganizacijo Banke. Reorganizacija je bila izvedena v skladu s smernicami za poenostavitev in poenotenje organizacijske strukture bank v Skupini UniCredit in bo omogočila hitrejšo doseganje strateških ciljev digitalizacije.

Na področju nepremičnin, nabavne službe, stroškov in TPM (celovitega vodenja kakovosti), posvečamo posebno pozornost ustreznosti delovnega okolja. Zato smo leta 2022 prenovili in prilagodili delovne prostore na sedežu Banke. Pri prenovi prostorov dajemo prednost funkcionalnosti, izbiramo naravne materiale in sodelujemo z lokalnimi dobavitelji. Topel in lepo oblikovan prostor je odraz kakovosti življenja in pametnega poslovanja. Zato smo v prenavo poslovalnice vključili trajnostne materiale, ki združujejo visok nivo inženirskih rešitev, estetike in uporabnosti ter omogočajo dobro počutje tako zaposlenih kot tudi strank.

Gospodarsko okolje v letu 2022

V letu 2022 se je bruto domači proizvod (BDP) v Sloveniji okrepil za 5,4 %, in sicer potem ko je v letu 2021 zrasel za 8,2 %. Rast je bila posledica močnega povečanja potrošnje, povečanja investicij in kopičenja zalog. Občutno se je povečal tudi izvoz, vendar je bil njegov vpliv na rast po ocenah več kot izravnán zaradi povečanega uvoza.

Kar zadeva medletno dinamiko, je močno rast v prvi polovici leta 2022 nadomestilo poslabšanje gospodarske aktivnosti v drugi polovici leta 2022 in pričakujemo, da se bo ta trend nadaljeval tudi v prvi polovici leta 2023. Vpliv visokih cen surovin, pritisk na realni dohodek in nižja rast med glavnimi slovenskimi trgovinskimi partnericami bodo verjetno povzročili nadaljnje krčenje BDP v prvem četrtletju leta 2023, potem ko je BDP padel že v tretjem četrtletju leta 2022 in najverjetneje tudi v zadnjem četrtletju leta 2022. Po tem pričakujemo, da bo rast začela zelo postopno okrevati. Rast potrošnje se bo v letu 2023 verjetno močno upočasnila zaradi zmanjšanja kupne moči in poslabšanja zaupanja potrošnikov. Naložbe bodo v letu 2023 verjetno ostale v mirovanju, medtem ko pričakujemo, da bo neto izvoz v letu 2023 nekoliko prispeval k rasti.

Inflacija se je v letu 2022 občutno povečala zaradi cen energije, svetovnih cen hrane in osnovne inflacije; slednje je posledica dragega uvoza, ki ga povzročajo ozka grla v ponudbi, in krepitev domačega povpraševanja. Vladni ukrepi za blažitev vpliva visokih svetovnih cen energentov so pomagali obvladovati inflacijske pritiske. Inflacija pa bo verjetno ostala visoka v prvi polovici leta 2023, preden se bo v drugi polovici leta začela umirjati.

Preliminarni javnofinančni podatki za leto 2022 kažejo, da je javnofinančni primanjkljaj po podatkih Ministrstva za finance znašal 1,6 milijard evrov oziroma 2,8 % ocenjenega BDP. To je nižje od načrtovanih 4,4 % BDP zaradi višjih prihodkov od pričakovanih in nižjih odhodkov od pričakovanih. Dolg sektorja država je konec leta 2022 znašal 70,0 % BDP,

kar je manj od 74,5 % BDP ob koncu leta 2021.

Dobiček pred obdavčitvijo bančnega sektorja v Sloveniji je v prvih enajstih mesecih leta 2022 znašal 477 milijonov evrov, podobno kot v enakem obdobju lani. Rast posojil gospodinjstvom se je povečala s 5,1 % medletno decembra 2021 na 8,5 % medletno septembra 2022, v veliki meri zaradi stanovanjskih posojil, vendar se je v naslednjih dveh mesecih upočasnila pod 7,9 % medletno.

Rast posojil nefinančnim družbam se je močno povečala, s 6,3 % medletno decembra 2021 na 15,7 % medletno novembra 2022. Količnik nedonosnih izpostavljenosti (NPE) je novembra 2022 znašal 1,2 %, kar je na podobni ravni kot ob koncu leta 2021.

Operativno tveganje in tveganje ugleda

Okvir operativnega tveganja

Operativno tveganje je tveganje neposredne ali posredne izgube, ki izhaja iz najrazličnejših vzrokov, povezanih z notranjimi procesi, zaposlenimi, tehnologijo in infrastrukturo, ali zaradi zunanjih dejavnikov, razen kreditnega, tržnega in likvidnostnega tveganja. Ta opredelitev vključuje tudi pravno tveganje in tveganje skladnosti, vendar izključuje strateško tveganje in tveganje ugleda.

Za spremljanje, zmanjševanje in obvladovanje operativnega tveganja je Banka vzpostavila dosleden okvir dodane vrednosti kot kombinacijo politik in postopkov za obvladovanje, merjenje in zmanjševanje operativnega tveganja ter splošne učinkovitosti okolja notranjih kontrol. Banka se osredotoča na proaktivno odkrivanje in zmanjševanje operativnega tveganja in z njim povezanih dogodkov. Cilj Banke je obdržati izpostavljenost operativnemu tveganju na ustrezno nizki ravni, ob upoštevanju njenih finančnih prednosti, značilnosti njenega



poslovanja, trgov na katerih posluje, konkurenčnosti okolja in regulatornih omejitev, ki jim je izpostavljena. Ključni poudarki so transparentnost informacij, eskalacija glavnih problemov in določitev odgovornosti za njihovo ustrezno reševanje.

Pristop Banke pri upravljanju z operativnim tveganjem je namenjen zmanjševanju izgub z vpeljavo tradicionalnih pristopov, ki temeljijo na kontroli in vpeljavo dodatnih metod, orodij in pravil, ki so prilagojeni vrsti tveganja, dosledno uporabljeni in izkoriščeni. Najpomembnejše orodje pri omejevanju in zmanjševanju tveganja in dejanskih izgub je širitev kulture zavedanja o operativnem tveganju na vseh ravneh v Banki.

Sistem upravljanja z operativnim tveganjem

Celotna organizacija ter razdelitev pristojnosti in odgovornosti na področju upravljanja operativnega tveganja z vidika ocenjevanja/merjenja, spremljanja in obvladovanja operativnega tveganja so opredeljeni na način, ki omogoča in zagotavlja pravočasno evidentiranje ter poročanje nastalih dogodkov operativnega tveganja, pravočasno vpeljavo ukrepov z namenom preprečitve nastanka škodnih dogodkov in učinkovito spremljanje ter obvladovanje operativnega tveganja.

Uprava Banke je odgovorna za učinkovit pregled in razumevanje izpostavljenosti operativnemu tveganju.

Sistem merjenja operativnega tveganja

Od septembra 2009 Banka uporablja napredni pristop (Advanced Measurement Approach – AMA pristop) za merjenje in izračun kapitalne zahteve za operativno tveganje. Napredni model izračuna kapitalne zahteve za operativno tveganje je bil razvit na ravni skupine

UniCredit in se uporablja tudi v naši Banki. Model uporablja kombinacijo notranjih podatkov, zunanjih podatkov, analize scenarijev in dejavnikov, ki odražajo poslovno okolje in notranje kontrole.

Okvir spremljanja operativnega tveganja predstavlja aplikacija Application for Risk Gauging Online (v nadaljevanju: ARGO). Gre za programsko orodje, ki je bilo razvito v okviru skupine UniCredit in je namenjeno spremljanju operativnega tveganja. ARGO združuje posamezne sestavine okvira upravljanja operativnega tveganja v enotno orodje, ki temelji na intranetu. ARGO obsega zajemanje, poročanje in analiziranje podatkov, povezanih z operativnim tveganjem, ki omogočajo identifikacijo tveganj, merjenje, nadzor, poročanje in analizo in na ta način omogočajo učinkovito upravljanje z operativnim tveganjem.

Mreža neodvisnih funkcij in ekip, ki so vključene v upravljanje in kontrolo tveganj, zagotavlja upravi Banke zadostne informacije za upravljanje z operativnim tveganjem. V letu 2012 je bila ustanovljena stalna delovna skupina v okviru Odbora za operativna tveganja, ki zagotavlja redno spremljanje ukrepov za zmanjšanje operativnih tveganj in aktivnosti ter ugotovitev na posameznih ravneh upravljanja v Banki. Namen četrletnih poročil, ki jih pripravlja stalna delovna skupina, je omogočiti vodstvu, da ohranja operativno tveganje na ustrezni ravni znotraj posameznega področja poslovanja, stopnjuje težave in redno spremlja ukrepe za ublažitev.

Sistem za ocenjevanje in merjenje operativnih tveganj temelji na štirih ključnih elementih: zbiranje in analiziranje notranjih dogodkov operativnega tveganja, zunanji dogodki operativnega tveganja, letna analiza scenarijev operativnega tveganja in redno spremljanje dejavnikov/indikatorjev tveganja.

Za upravljanje operativnega tveganja Banka vzdržuje številne politike in postopke za merjenje, kontrolo in zmanjševanje tveganj. V skladu s celotnim okvirom upravljanja z operativnim tveganjem skupine UniCredit identificiramo in ocenjujemo vsa tveganja, ki so zajeta v vseh pomembnih produktih, aktivnostih, procesih in sistemih. Gre za reden proces spremljanja profilov tveganosti, izpostavljenosti pomembnim tveganjem in strategij za zmanjšanje tveganj.

V skladu s strategijo, sprejeto v okviru načrta Transformacija 2019 za zmanjšanje operativnega tveganja, je bilo v letih 2018 in 2019 vzpostavljenih več kazalnikov tveganja, ki so Banki omogočili razvoj močnejših kontrolnih



procesov in identificiranje potencialnih področij za nadaljnje izboljšanje.

V letu 2022 so bile izboljšave pri izvajanju dodatnih kontrol 2. stopnje na področju operativnega tveganja dosežene z uvedbo novega mesečnega spremljanja procesov IKT v zvezi z upravljanjem sprememb v IKT in upravljanjem incidentov v IKT.

Poleg tega so bili na podlagi ocene operativnih tveganj na področju kreditnih procesov na ravni skupine UniCredit vzpostavljeni novi kazalniki tveganja, ki Banki omogočajo boljše kontrole in spremljanje zunanjih prevar (zavrnjene prošnje za kredit zaradi postopka za preprečevanje prevar in primerov predčasnega neplačila), zapadlih kreditnih linij, nepravilnega upravljanja zavarovanj/garancij in nepravilnega upravljanja kreditnih pogodb (arhiviranje).

Načrt neprekinjenega poslovanja

V letu 2022 smo se opirali na zmogljivosti za delo na daljavo, ki smo jih vzpostavili leta 2020. Trenutno te pokrivajo več kot 95% vseh zaposlenih in se še vedno aktivno uporabljajo zaradi trenutnih razmer, zaznamovanih z epidemijo COVID-19. Delo na daljavo tako pokriva več spodaj naštetih kriznih scenarijev (npr. nerazpoložljivost prostorov) in je vključeno v politiko skupine UniCredit za obvladovanje izrednih razmer in kriz.

Načrt neprekinjenega poslovanja vsebuje nabor dokumentov, ki opredeljujejo organ-

izacijske rešitve za ponovno vzpostavitev operativnih zmogljivosti za vnaprej določeno raven, s ciljem omejevanja ali preprečevanja izgube za Banko v primeru motenj. Načrt vsebuje tudi načrt testiranj postavljenih rešitev. Slednje se določi na podlagi analiz vpliva poslovnega učinka, kot tudi z ocenjevanjem ranljivosti, zgodovinskih podatkov ter ostalih informacij, ki so na voljo lastniku procesa in upravljalcu neprekinjenega poslovanja in kriznega upravljanja.

Načrt neprekinjenega poslovanja upošteva šest kriznih scenarijev, in sicer:

- nerazpoložljivost/nedostopnost do poslovnih prostorov,
- nerazpoložljivost osebja,
- nerazpoložljivost IT sistemov,
- nerazpoložljivost javnih dobrin/storitev,
- nerazpoložljivost kritične dokumentacije in
- nerazpoložljivost kritičnih dobaviteljev oz. ponudnikov storitev.

Zbiranje škodnih dogodkov

Škodni dogodki se zbirajo od leta 2002 in so prispevali k:

- širitvi zavedanja o operativnem tveganju na vseh ravneh v Banki,
- pridobivanju izkušenj pri samem pojmovanju operativnega tveganja in orodjih,
- poglobljenem razumevanju vključenosti/povezanosti različnih tveganj v poslovni proces.

Podatki o notranji izgubi se zbirajo in obdelujejo v tesnem usklajevanju in sodelovanju z drugimi oddelki in enotami. Najnižji prag, pri katerem se dogodek zabeleži, je 100 evrov dejanske izgube ali 10.000 evrov potencialne izgube. Izgube pod tem pragom se ne zbirajo. Dogodki operativnega tveganja so v skladu s standardi operativnega tveganja razporejeni v naslednjih sedem kategorij:

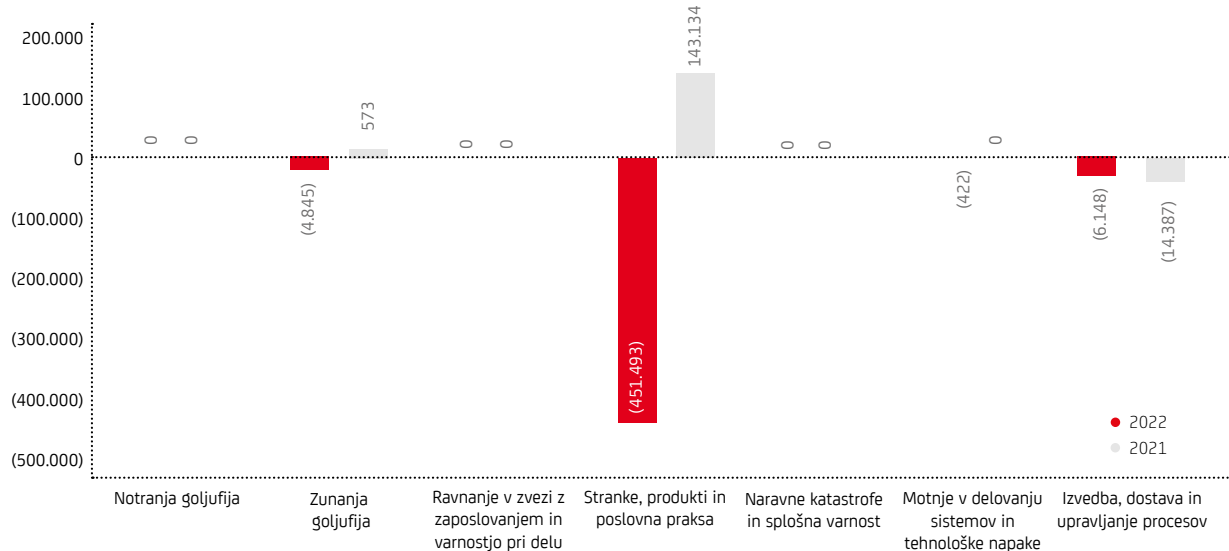
- notranja goljufija,
- zunanja goljufija,
- ravnanje v zvezi z zaposlovanjem in varnostjo pri delu,
- stranke, produkti in poslovna praksa,
- naravne katastrofe in splošna varnost,
- poslovne motnje in izpadi sistemov,
- izvedba, dostava in upravljanje procesov.

Izgube operativnih tveganj se redno usklajujejo z izkazom poslovnega izida Banke, da bi s tem zagotovili popolnost zbranih izgub iz operativnih tveganj.

Banka mora upoštevati dejstvo, da vedno sprejema številne ukrepe za obvladovanje in zmanjševanje operativnega tveganja. Izvajanje ukrepov za ublažitev se nenehno spremlja in predlagajo se novi ukrepi.

V letih 2020, 2021 in 2022 je nov način pametnega dela (smart working) zaradi izrednih razmer, ki so nastale zaradi epidemije COVID-19, povzročil delno preoblikovanje procesov, z namenom uskladitve z vladnimi uredbami in potrebami zaposlenih in strank. Za reševanje najbolj prizadetih procesov in področij znotraj Banke je bilo vzpostavljenih več delovnih skupin in ocen operativnega tveganja, da bi se izognili morebitnim zunanjim zavajajočim shemam.

Delež neto izgub iz operativnega tveganja po kategorijah tveganja (v EUR)



Ključni kazalniki tveganja (KRI)

Kazalniki tveganja so numerične spremenljivke, katerih trend je povezan z izpostavljenostjo procesov operativnemu tveganju. Kazalniki tveganja so merljivi podatki oziroma kazalniki, ki odražajo izpostavljenost operativnemu tveganju: vrednost kazalnika mora biti povezana s spremembo v ravni tveganja. Spremljanje operativnega tveganja z uporabo kazalnikov bo dajalo zgodnje opozorilne znake skupini za operativno tveganje, lastnikom procesov in osebam, ki so neposredno odgovorne za obvladovanje tveganj.

Postopek izbire kazalnikov vključuje funkcijo upravljanja operativnega tveganja in lastnike procesov ter temelji na podatkih o notranjih izgubah, zunanjih podatkih, analizi scenarijev, predlogih strokovnjakov o procesih in notranji reviziji, poslovnem okolju in dejavnih notranje kontrole.

Analiza scenarijev

Cilj analize scenarijev je oceniti stopnjo izpostavljenosti operativnemu tveganju zaradi možnih dogodkov operativnega tveganja, ki se zgodijo z majhno verjetnostjo, vendar takrat lahko povzročijo visoke izgube. Scenariji so opredeljeni z analizo notranjih izgub, zunanjih dogodkov, ki se smatrajo za pomembne, trendov ključnih kazalnikov operativnega tveganja, procesov, produktov in vrst dogodkov. Upoštevane so izkušnje voditeljev procesov in upravljavcev operativnega tveganja ter predlogi notranje revizije in višjega vodstva. Rezultati glede najslabših scenarijev, kritičnih procesov, predlogov za ublažitev ali vplivov na tvegani kapital so opisani v posebnih poročilih za posamezen scenarij.

Notranja validacija

Banka uporablja postopek notranje validacije in podporno arhitekturo kot dinamično orodje za obvladovanje tveganj. Glavni cilj notranje validacije je oceniti splošno trdnost in učinkovitost sistema upravljanja z operativnim tveganjem ter skladnost s predpisi in standardi skupine UniCredit ter nadzornimi zahtevami za uporabo AMA. Metodologije skupine UniCredit za merjenje in alokacijo tvegane kapitala in IT sistem so potrjeni na ravni skupine UniCredit. Cilj postopka notranje validacije je prepoznati ključna operativna

tveganja, značilna za naše okolje, in oceniti, v kolikšni meri ohranja ustrezen nadzor. Za ugotovljene probleme nadzora se pripravijo akcijski načrti, poslovne enote pa so odgovorne za pravočasno spremljanje in reševanje teh vprašanj.

Tveganje ugleda

Tveganje ugleda je definirano kot obstoječe ali potencialno tveganje za dobiček in kapital, ki izhaja iz negativnega dožemanja podobe finančne institucije s strani strank, nasprotnih strank (vključno z imetniki dolžniških instrumentov, tržnimi analitiki in drugimi zadevnimi strankami), delničarjev/vlagateljev, regulatorjev ali zaposlenih (deležniki).

Tveganje ugleda je sekundarno tveganje, ki nastane zaradi verižnega učinka (knock-on effect) iz kategorij tveganj, kot so kreditno, tržno, operativno in likvidnostno tveganje ter vse druge vrste tveganj (npr. poslovno tveganje, tveganje strategije in tveganje ESG, ki upošteva okoljske, družbene in upravljalvske vidike odgovornih naložb). Tveganje ugleda lahko nastane tudi zaradi pomembnih dogodkov.

Od leta 2010 s tveganjem ugleda upravlja skupina UniCredit. Trenutno veljavna politika je Politika upravljanja tveganja ugleda Skupine, katere cilj je opredeliti sklop splošnih načel in pravil za ocenjevanje in nadzor tveganja ugleda. Poleg tega je od leta 2022 v veljavi globalna politika "Obvladovanje tveganja ugleda v občutljivih sektorjih", katere cilj je opredeliti temeljna načela s seznamom dovoljenih podpor, pogojev, omejitev, izključitev in pravil za postopek odobritve za vsak občutljiv sektor, ki ga je določila Skupina, kot so premoževniški sektor, sektor nafte in plina, obrambni sektor in sektor orožja, sektor rudarske industrije, sektor jedrske energije in sektor vodne infrastrukture.

V UniCredit Banka Slovenija d.d. je za to zadolžena namenska funkcija oddelek za nefinančna in finančna tveganja v okviru divizije za upravljanje s tveganji.

Poleg tega je uprava UniCredit Banka Slovenija d.d. leta 2019 ustanovila ločen Odbor za tveganje ugleda (Reputational Risk Committee – RRC), ki je zadolžen za vrednotenje morebitnih transakcij, ki so povezane s tveganjem ugleda, na osnovi trenutnih Smernic in politik o tveganju ugleda. V skladu s poenostavitvijo organizacije notranjih odborov je bil leta 2021 ukinjen odbor za tveganje ugleda in vključen v novoustanovljeni odbor – odbor za nefinančna tveganja in kontrole – seja,

posvečena tveganju ugleda (»NFRC-RRC«). NFRC - RRC je bil ustanovljen z namenom izboljšanja okvira upravljanja s tveganji ugleda Banke in izboljšanja procesa odločanja v zvezi s poslovnimi pobudami, ki bi lahko pomembno vplivale na tveganje ugleda Banke.

Lokalni NFRC-RRC je glavni organ Banke, ki je odgovoren za povezovanje z odborom za nefinančna tveganja skupine UniCredit (NFRC) o vseh zadevah, povezanih s tveganjem ugleda.

Trenutne politike za ublažitev tveganj ugleda se nanašajo na »obrambno/orožarsko industrijo«, »jedrsko energijo«, »rudarstvo«, »vodno infrastrukturo (jezove)«, »sektor premožja« in »industrijski sektor nekonvencionalne nafte in plina ter nafta in plin na območju Arktike«. Leta 2021 sta bili posodobljeni politiki »Nekonvencionalna nafta in plin ter nafta in plin na območju Arktike« ter »Sektor premožja«, ki do leta 2028 zagotavljata popoln izstop iz premožovniške industrije na vseh trgih.

Poleg tega so bile v letu 2022 vse politike za občutljive sektorje posodobljene in nadgrajene ob upoštevanju morebitne energetske in plinske krize ter v skladu z napetimi geopolitičnimi razmerami, ki bi lahko vplivale na razpoložljivost energije in plina z možnimi vplivi na razpoložljivost (i) objektov, (ii) virov IKT ter (iii) ključnih zunanjih izvajalcev in tretjih oseb.

Skupina UniCredit je razvila lastniško metodologijo za kvantifikacijo tveganja ugleda in izračun tvegane vrednosti (VaR) za takšno tveganje.

Metodologija ocenjuje delno elastičnost med "medijskim občutkom", ki se nanaša na skupino UniCredit (povzeto v indeksu medijske tonalitete, ki ga zagotavlja zunanje podjetje PRIME Research, specializirano za nadzor ugleda in spremljanja medijev), in pričakovani trga glede pričakovanih prihodnjih dobičkov, ki izhajajo iz tečajev lastniškega kapitala z obratnim načrtovanjem modela diskontiranja dividend, po izključitvi učinkov, ki vplivajo na celoten evropski bančni sektor.

Tveganje vrednosti (VaR) ugleda predstavlja največje (pri 99,9-odstotni ravni zaupanja) potencialno zmanjšanje prihodnjih zaslužkov, ki izhaja iz ocenjenih parametrov modela in porazdelitve indeksa medijske tonalitete. Ekonomski kapital zaradi tveganja ugleda, ki je kvantificiran na ravni Skupine, se dodeli enotam v Skupini skladno z mehanizmom razporeditve, ki se uporablja za ekonomski kapital z operativnim tveganjem.

Poročilo nadzornega sveta

Splošne ugotovitve

Nadzorni svet UniCredit Banka Slovenija d.d. je v letu 2022 spremljal in nadziral tekoče poslovanje Banke, dosežene finančne rezultate ter delo njene uprave skladno s svojimi pooblastili, pristojnostmi in dolžnostmi, opredeljenimi v Statutu Banke in Poslovniku nadzornega sveta Banke, kakor tudi na podlagi veljavnih določil Zakona o gospodarskih družbah in Zakona o bančništvu ter pripadajočih podzakonskih aktov. Na rednih sejah nadzornega sveta je uprava Banke člane nadzornega sveta obveščala o vseh pomembnih poslovnih dogodkih v Banki in o drugih aktivnostih, povezanih s poslovanjem Banke, o ekonomskem in političnem okolju, pomembnejših zakonskih spremembah, ki so vplivale na poslovanje Banke ter o doseženih finančnih rezultatih Banke v primerjavi s sprejetim finančnim načrtom poslovanja. Uprava Banke je nadzorni svet redno obveščala tudi o pričakovanih finančnih rezultatih do konca finančnega leta in o njihovem uresničevanju, kakor tudi o poslovnih pobudah.

V letu 2022 je bilo nekaj sprememb v sestavi nadzornega sveta Banke. Po odstopu Andree Cesaronija dne 15. julija 2022 je bila zaradi zagotovitve zadostnega števila članov nadzornega sveta na skupščini Banke 18. julija 2022 imenovana Milena Vukotič kot nova nadomestna članica nadzornega sveta. Milena Vukotič je bila nato na skupščini Banke dne 25. avgusta 2022 imenovana kot redna članica nadzornega sveta in je nastopila funkcijo članice nadzornega sveta po pridobitvi dovoljenja Evropske centralne banke 23. novembra 2022. Nadzorni svet Banke tako šteje pet članov, ki so vsi predstavniki edinega delničarja Banke, in sicer ga sestavljajo: Pasquale Giamboi (predsednik), Fabio Fornaroli (namestnik predsednika), Georgiana Lazar, Enrica Rimoldi in Milena Vukotič. Navkljub specifični lastniški strukturi, v kateri je 100-odstotni lastnik Banke UniCredit S.p.A., je poleg članov nadzornega sveta, ki so zaposleni v matični skupini UniCredit, v nadzornem svetu prisotna še zunanja strokovnjakinja s področja računovodstva in finančnega poslovanja, Enrica

Rimoldi, ki je tudi v letu 2022 prispevala k bolj kakovostnemu in preglednejšemu delu nadzornega sveta. Člani nadzornega sveta niso osebno, posredno ali neposredno udeleženi v lastniški strukturi niti niso v kakršnemkoli poslovnem odnosu z Banko, tako da ne more prihajati do nasprotja interesov. Skupina UniCredit ima sicer oblikovane ustrezne mehanizme za obvladovanje in reševanje morebitnih nasprotij interesov, če bi do njih kljub vsemu prišlo.

Nadzorni svet Banke se je v letu 2022 sestel in odločal na štirih rednih in štirih izrednih sejah, ki so ob upoštevanju epidemioloških razmer, ki so ostale po epidemiji COVID-19, potekale prek videokonference. Na posameznih sejah je bila zagotovljena ustrezna udeležba članov nadzornega sveta. Posamezni sklepi so bili v skladu z zakonskimi predpisi, pristojnostmi, opredeljenimi v statutu, in upoštevali potrebe Banke po učinkovitosti dela, sprejeti tudi na dopisnih sejah nadzornega sveta in nato predstavljeni ter potrjeni na prvi naslednji redni seji nadzornega sveta. Vse odločitve oziroma vsi sklepi nadzornega sveta so bili sprejeti soglasno, pri čemer so člani nadzornega sveta glede njihovega sprejetja argumentirano izrazili svoja stališča in se aktivno udeleževali razprave. Prav tako so se člani nadzornega sveta redno izobraževali in izpopolnjevali na področjih, ki so pomembna za kakovostno in učinkovito izvrševanje nalog.

Nadzorni svet je podrobno preučil vsakokrat predloženo strokovno pripravljeno, zadostno in pregledno gradivo in poročila revizijske in ostalih komisij nadzornega sveta ter po potrebi zahteval njihove dopolnitve. Prav tako je redno preverjal svoje delo, kar je še dodatno prispevalo k strokovnosti in kakovosti njegovega dela. Pri spremljanju poslovanja Banke je nadzorni svet pridobil in preučil tako gradiva s podatki o poslovanju Banke same, kakor tudi njene odvisne družbe UniCredit Leasing, leasing, d.o.o. (aktualno do 22. julija 2022). Nadzorni svet tako ocenjuje, da je svoje delo v letu 2022 opravil kakovostno in na najvišjem etičnem nivoju, s profesionalno skrbnostjo, skladno z veljavno zakonodajo ter notranjimi pravili skupine UniCredit.

Pomembnejše odločitve nadzornega sveta

Nadzorni svet je na 95. izredni seji, 26. januarja 2022, potrdil spremembo kazalcev v okviru obsega prevzetih tveganj (RAF), spremembo finančnega načrta za leti 2022 do 2023 ter sprejel nov Poslovnik nadzornega sveta.

Na 96. izredni seji, ki je potekala 3. februarja 2022, je bil nadzorni svet obveščen o sprejetju Zakona o omejitvi in porazdelitvi valutnega tveganja med kreditodajalci in kreditjemalci kreditov v švicarskih frankih (ZOPVTKK) s strani Državnega zbora, v zvezi s katerim se je seznanil z aktivacijo faze alarm za kapitalsko ustreznost zaradi ocenjenih učinkov na kapitalsko ustreznost Banke. Nadzorni svet se je nato po zadržanju učinkov ZOPVTKK s strani Ustavnega sodišča seznanil z deaktivacijo faze alarm za kapitalsko ustreznost na dopisni seji dne 22. marca 2022.

Na svoji 97. redni seji, 23. februarja 2022, je nadzorni svet med drugim sprejel letno poročilo o poslovanju Banke za leto 2021, podal mnenje k letnemu poročilu notranje revizije o notranjem revidiranju za leto 2021 in sprejel Sklep o oblikovanju bilančnega dobička v poslovnem letu 2021 ter Sklep o uporabi čistega dobička v poslovnem letu 2021, s katerim je predlagal skupščini Banke, da se bilančni dobiček poslovnega leta 2021 ne deli delničarjem Banke, ampak ostane v celoti nerazporejen. Seznanil se je z revizorjevim poročilom pooblaščenice revizijske družbe za leto 2021, na katerega ni imel pripomb, ter potrdil vse ostale dokumente, o katerih je nato odločala skupščina Banke dne 28. februarja 2022. Nadalje je Nadzorni svet podal soglasje k programu dela notranje revizije za leto 2022 in k strategiji upravljanja s tveganji po posameznih segmentih strank, kakor tudi za leasing.

Na 98. redni seji, ki je potekala 22. aprila 2022, je nadzorni svet potrdil poročilo o izvajanju procesa ocenjevanja ustreznega notranjega kapitala (ICAAP) in poročilo procesa o ocenjevanju ustrezne likvidnosti (ILAAP), potrdil dopolnjen program dela notranje revizije za leto 2022, rezultate Banke za prvo četrletje in imenoval Tanjo Turk za novo članico uprave odgovorno za OE Poslovanje s podjetji (po odstopu članov uprave Mojce Kovač, Ronalda Sudiča in Alessandra Pontoglia januarja 2022 je bila Tanja Turk predhodno imenovana na dopisni seji dne 31. januarja 2022 za nadomestno članico uprave).

Na 99. izredni seji, ki je potekala 14. junija 2022, je nadzorni svet podal soglasje za izvedbo prodaje 100-odstotnega poslovnega deleža Banke v družbi UniCredit Leasing, leasing, d.o.o. in se seznanil z odstopom Nevene Nikše kot članice uprave.

Dne 22. julija 2022 so člani nadzornega sveta na 100. redni seji potrdili spremembe programa dela notranje revizije za leto 2022, pravila upravljanja skupine UniCredit, veljavna tudi za Banko, ter rezultate Banke za prvo polletje in imenovali Veronico Tomasoni za članico uprave odgovorno za OE Finance, CFO.

Nadzorni svet je na 101. redni seji, ki je potekala 21. oktobra 2022, potrdil spremembe organizacijske strukture Banke, pravila upravljanja skupine UniCredit, veljavna tudi za Banko, in rezultate Banke za tretje četrletje ter podal soglasje k politiki prejemkov za leto 2022.

Dne 13. decembra 2022 je nadzorni svet na 102. izredni seji potrdil finančni načrt za leto 2023 in se seznanil s finančnim načrtom za leta 2024 do 2025, potrdil kazalce v okviru obsega prevzetih tveganj (RAF) za leto 2023 in se seznanil s kazalci v okviru obsega prevzetih tveganj (RAF) za leta od 2024 do 2025 ter potrdil pravila upravljanja skupine UniCredit, veljavna tudi za Banko.

Nadzorni svet je sodeloval pri sprejemanju vseh ukrepov in aktivnosti, ki so bili potrebni za uresničevanje skupne poslovne politike skupine UniCredit. Potrdil je plan razvoja in temelje poslovne politike ter finančni načrt Banke za leto 2022, sprejel in nadziral izvajanje splošnih načel politik prejemkov, podal soglasje k določitvi organizacije sistema notranjih kontrol in okvirnega letnega programa službe notranje revizije, vključno z njegovimi spremembami, in nadziral primerčnost postopkov in učinkovitost delovanja službe notranje revizije. Prav tako je podrobno spremljal odzivnost Banke na aktualne razmere v gospodarstvu ter redno prejemal obvestila notranje revizije o realizaciji s strani nadzornega sveta potrjenega programa dela, o njenih ugotovitvah ter o pregledih zunanjih nadzornih institucij. Redno in ažurno je v skladu s profilom tveganosti Banke spremljal višino potrebnih in oblikovanih slabitev in rezervacij, problematiko negativnih obrestnih mer in nasploh neto obrestnih prihodkov Banke, upravljanje informacijske varnosti Banke ter obravnaval ugotovitve in priporočila nadzornih organov Banke. V okviru spremljanja aktivnosti Banke je nadzorni svet upošteval tudi ESG vidike, ki so vključeni v poslovanje Banke. Nadaljeval je tudi z rednim spremljanjem izpostavljenosti komitentov Banke, ki

imajo kredite pri Banki vezane na švicarski frank, ter posledicami in ukrepi Banke v zvezi s tem, vključno s stanjem prejetih tožb proti Banki in aktualno sodno prakso v zvezi s krediti, vezanimi na švicarski frank, kakor tudi aktivnostmi interesnih skupin, še posebej sprejetje ter nato decembra 2022 razveljavitev Zakona o omejitvi in porazdelitvi valutnega tveganja med kreditodajalci in kreditojemalci kreditov v švicarskih frankih (ZOPVTKK).

Delovanje komisij nadzornega sveta

Revizijska komisija nadzornega sveta Banke se je v letu 2022 sestala na štirih rednih sejah. Kot posvetovalno telo nadzornega sveta, ki ga sestavljajo predsednica Enrica Rimoldi ter člana Fabio Fornaroli in Pasquale Giamboi, ima revizijska komisija v okviru svojega delovanja ocenjevalno, (po)svetovalno in predlagalno funkcijo, pri čemer pomaga nadzornemu svetu pri izpolnjevanju njegovih dolžnosti in pristojnosti v zvezi z naslednjimi vsebinami: s primernostjo in učinkovitostjo bančnih postopkov notranje kontrole, kar vključuje ugotavljanje in merjenje tveganj ter upravljanje s tveganji; s skladnostjo z zakonodajo, pravili in politikami, ki urejajo delovanje Banke; s primernostjo računovodskih standardov, ki se uporabljajo pri pripravi računovodskih izkazov; s primernostjo in neodvisnostjo zunanjih bančnih revizorjev ter z zagotavljanjem ustrezne strukture zaposlenih v oddelku notranje revizije.

Komisija za tveganja, ki je bila ustanovljena v letu 2015, se je v letu 2022 sestala na štirih rednih sejah in štirih izrednih sejah. Kot posvetovalno telo nadzornega sveta, ki ga sestavljajo predsednik Pasquale Giamboi ter Andrea Cesaroni (do 15. julija 2022), Milena Vukotič (od 19. julija 2022 dalje) in Fabio Fornaroli kot člani, komisija za tveganja zlasti svetuje nadzornemu svetu glede splošne nagnjenosti Banke k prevzemanju tveganj in strategije upravljanja tveganj ter preverja, ali se v sistemu prejemkov upoštevajo tveganje, kapital, likvidnost, verjetnost in časovni razpored prihodkov Banke kot tudi, ali so cene produktov Banke združljive s poslovnim modelom in strategijo upravljanja tveganj Banke. Prav tako redno obravnava in pregleduje kreditne izpostavljenosti, ki so v odobritveni pristojnosti nadzornega sveta ter aktualne tematike, vezane na upravljanje s tveganji, obravnavane pred regulatorji in revizorji.

Komisija za imenovanja, ki je bila prav tako ustanovljena v letu 2015, se je v letu 2022 sestala na štirih sejah. Sestavljajo jo Fabio Fornaroli kot predsednik ter Georgiana Lazar in Enrica Rimoldi kot članici. Glavna naloga komisije je, da priporoči nadzornemu svetu kandidate za člane uprave, skupščini Banke pa kandidate za člane nadzornega sveta, pri čemer upošteva sprejeto Politiko Banke glede ocenjevanja članov uprave, nadzornega sveta in nosilcev ključnih funkcij (Fit & Proper Policy), ki jo zahtevajo skupne Smernice EBA in ESMA o ocenjevanju primernosti članov upravljalnega organa in nosilcev ključnih funkcij, ter Sklep Banke Slovenije o ureditvi notranjega upravljanja, upravljalnem organu in procesu ocenjevanja ustreznega notranjega kapitala za banke in hranilnice. Nadalje je naloga komisije ocenjevati strukturo, velikost, sestavo in uspešnost delovanja uprave in nadzornega sveta ter pregledovati politiko uprave glede izbire in imenovanja primernih kandidatov za člane višjega vodstva Banke.

Komisijo za prejemke sestavljajo Georgiana Lazar kot predsednica in Enrica Rimoldi ter Pasquale Giamboi kot člana. Ustanovljena je bila v letu 2015, v letu 2022 pa se je sestala na petih sejah. Ta podaja ocene politik in praks prejemkov, pripravlja predloge odločitev uprave oziroma nadzornega sveta v zvezi s prejemki in nadzoruje prejemke oseb, ki opravljajo vodstvene funkcije glede upravljanja tveganj in zagotavljanja skladnosti poslovanja.

Uporaba čistega in bilančnega dobička za leto 2022

Uprava Banke je nadzornemu svetu predložila v obravnavo Sklep o uporabi čistega dobička v poslovnem letu 2022 v višini 41.369.431,21 evrov in predlog Sklepa o oblikovanju bilančnega dobička v poslovnem letu 2022 v višini 84.201.829,25 evrov. Uprava Banke je predlagala, da se bilančni dobiček v višini 21.019.161,10 evrov razdeli med delničarje in 63.182.668,15 evrov ostane nerazporejen. Uprava Banke je tudi predlagala, da nadzorni svet in skupščina v skladu s svojimi pristojnostmi sprejmeta predlagani Sklep o izplačilu dividend in tudi oblikovanju dodatnega bilančnega dobička v poslovnem letu 2022.

Nadzorni svet je sprejel Sklep o uporabi čistega dobička za leto 2022, soglašal s predlogom uprave o oblikovanju bilančnega dobička za leto 2022 in priporočil skupščini,

da ga sprejme v predlagani obliki, še posebej ob upoštevanju zadostne višine kapitala, s katerim razpolaga Banka.

Letno poročilo 2022

Uprava Banke je pripravila letno poročilo o poslovanju UniCredit Banka Slovenija d.d. za leto 2022 in ga v zakonskem roku predložila nadzornemu svetu Banke v preveritev. Skupaj z letnim poročilom je bilo nadzornemu svetu predloženo tudi revizorjevo poročilo o reviziji računovodskega poročila za poslovno leto 2022, ki ga je sestavila pooblaščen revizorska družba KPMG SLOVENIJA, podjetje za revidiranje, d.o.o..

Nadzorni svet je preveril letno poročilo, ki mu ga je v obravnavo predložila uprava Banke. Ugotovil je, da je letno poročilo sestavljeno v skladu s poročili in informacijami o poslovanju Banke v letu 2022 ter s poročili o ekonomskem in političnem okolju, v katerem Banka deluje, in so bila nadzornemu svetu predstavljena tekom poslovnega leta. Na podlagi poročil uprave Banke je nadzorni svet mnenja, da je uprava upoštevala ugotovitve in priporočila notranje revizije ter zunanjih nadzornikov v letu 2022 in opravila potrebne aktivnosti za njihovo izpolnitev oziroma zagotovila, da bodo vse potrebne aktivnosti opravljene. Nadzorni svet je mnenja, da sta skupaj z upravo Banke v poslovnem letu 2022 izpolnila vse zakonske zahteve. Na temelju rednega spremljanja poslovanja Banke in navedenih preverjanj je nadzorni svet potrdil letno poročilo o poslovanju Banke v letu 2022.

V revizorjevem poročilu o pregledu računovodskih izkazov za poslovno leto 2022, ki je bilo nadzornemu svetu predloženo skupaj z letnim poročilom, je podano tudi mnenje pooblaščenega revizorja, ki je izdal mnenje brez pridržka. Nadzorni svet je seznanjen z revizorjevim poročilom pooblaščenega revizorja za leto 2022 ter dodatnim revizorjevim poročilom o izpolnjevanju pravil o upravljanju s tveganji za leto 2022 in nanju nima pripomb.

Poročilo o razmerjih s povezanimi družbami za leto 2022

Nadzorni svet Banke je v skladu s 546.a členom Zakona o gospodarskih družbah pregledal in preveril s strani uprave Banke predloženo poročilo o razmerjih s povezanimi družbami, skupaj z mnenjem, ki ga je na zadevno poročilo podala pooblaščen revizorska družba KPMG SLOVENIJA, podjetje za revidiranje, d.o.o., v katerem je navedla, da na podlagi opravljenih postopkov in pridobljenih dokazov ni opazila ničesar, zaradi česar ne bi verjela:

- da so v poročilu o odnosih do povezanih družb za leto, ki se je končalo 31. decembra 2022, navedbe v vseh pomembnih pogledih točne;
- da ni bila pri pravnih poslih, navedenih v poročilu, glede na okoliščine, ki so bile znane ob sklenitvi teh poslov, vrednost izpolnitve družbe v pomembnem pogledu nesorazmerno visoka;
- da ne obstajajo okoliščine, ki bi glede drugih dejanj, navedenih v poročilu, kazale bistveno drugačno oceno prikrajšanosti od tiste, ki jo je dalo poslovodstvo,

vse ob upoštevanju zgoraj opredeljenih sodil.

Ob siceršnjem spremljanju in pregledovanju poslovanja Banke kot obširno pojasnjeno v tem poročilu, nadzorni svet Banke ugotavlja, da je tudi s strani uprave Banke predloženo poročilo o razmerjih s povezanimi družbami in izjava uprave Banke, ki jo je podala na koncu poročila o razmerjih s povezanimi družbami, skupaj z mnenjem, ki ga je na zadevno poročilo podala pooblaščen revizorska družba KPMG SLOVENIJA, podjetje za revidiranje, d.o.o., ustrezno.

Ljubljana, 24. februar 2023



Nadzorni svet
Pasquale Giamboni
Predsednik nadzornega sveta

Izjava o ureditvi notranjega upravljanja

Za doseganje visoke stopnje transparentnosti upravljanja ter v skladu s 5. odstavkom 70. člena¹ Zakona o gospodarskih družbah UniCredit Banka Slovenija d.d. kot del poslovnega poročila, vključenega v letno poročilo, podaja naslednjo

Izjava o ureditvi notranjega upravljanja

UniCredit Banka Slovenija d.d. na dan 31. 12. 2022 ni javna družba v smislu določil Zakona o trgu finančnih instrumentov², saj nima uvrščenih finančnih instrumentov v organizirano trgovanje oziroma borzno kotacijo.

Na podlagi zgoraj navedenega ter na podlagi izjeme iz 2. točke 5. odstavka 70. člena Zakona o gospodarskih družbah UniCredit Banka Slovenija d.d. uresničuje ureditev notranjega upravljanja, vključno s korporativnim upravljanjem, skladno z zakonodajo, veljavno v Republiki Sloveniji, ob hkratnem upoštevanju svojih internih aktov. Pri tem UniCredit Banka Slovenija d.d. v celoti upošteva akte iz drugega odstavka 9. člena Zakona o bančništvu³.

Z namenom krepitve ureditve notranjega upravljanja pri svojem poslovanju zlasti upoštevam:

1. določbe veljavnega Zakona o bančništvu, ki opredeljujejo ureditev notranjega upravljanja, zlasti določbe poglavja 3.4 (Sistem upravljanja banke), ter poglavja 6 (Ureditev notranjega upravljanja in ustrezni notranji kapital), v delu zahtev, ki veljajo za banko/hranilnico ali za člane upravljalnega organa;
2. Sklep o ureditvi notranjega upravljanja, upravljalnem organu in procesu ocenjevanja ustreznega notranjega kapitala za banke in hranilnice⁴ in

3. Smernice organa EBA, ki urejajo notranje upravljanje, ocenjevanje primernosti članov upravljalnega organa in nosilcev ključnih funkcij ter politike in prakse prejemkov, na podlagi ustreznih sklepov Banke Slovenije o uporabi teh smernic⁵.

Hkrati si v čim večji možni meri prizadevamo upoštevati tudi neobvezujoča priporočila iz pisma Banke Slovenije (oznaka 38.20-0288/15-TR z dne 23. 10. 2015).

Banka na področju korporativnega upravljanja sledi globalnim politikam in smernicam skupine UniCredit.

Banka ima v zvezi z zastopanostjo v organih vodenja ali nadzora družbe implementirano Globalno politiko o enakosti spolov skupine UniCredit, ki opredeljuje načela in smernice postopkov in praks na področju človeških virov, ki spodbujajo načrtovanje po spolih uravnotežene vodstvene strukture.

Pojasnila v skladu z Zakonom o gospodarskih družbah Banka na osnovi 5. odstavka 70. člena ZGD-1, ki določa minimalne vsebine izjave o upravljanju, podaja naslednja pojasnila:

a) Opis glavnih značilnosti sistemov notranjih kontrol in upravljanja tveganj v družbi v povezavi s postopkom računovodskega poročanja

Sistem notranjih kontrol zagotavlja jasno opredeljene razmejitve odgovornosti, več-nivojski sistem notranjih kontrol, sestavljen iz dnevniških kontrol ter periodičnih kontrol, ki zagotavljajo učinkovito obvladovanje operativnih tveganj, pravilno in pravočasno finančno-računovodsko poročanje ter zakonito in poslovno-etično neoporečno delovanje Banke. Funkcije notranjih kontrol so del sistema notranjega upravljanja Banke in so vzpostavljene v procesih in organizacijskih enotah na vseh organizacijskih ravneh

1 Zakon o gospodarskih družbah (Uradni list RS, št. 65/09 – uradno prečiščeno besedilo, 33/11, 91/11, 32/12, 57/12, 44/13 – odl. US, 82/13, 55/15, 15/17, 22/19 – ZPosS, 158/20 – ZIntPK-C in 18/21)

2 Zakon o trgu finančnih instrumentov (Uradni list RS, št. 77/18, 17/19 – popr., 66/19 in 123/21)

3 Zakon o bančništvu (Uradni list RS, št. 92/21 in 123/21 – ZBNIP)

4 Sklep o ureditvi notranjega upravljanja, upravljalnem organu in procesu ocenjevanja ustreznega notranjega kapitala za banke in hranilnice (Uradni list RS, št. 115/21)

5 <https://www.bsi.si/en/financial-stability/regulation/seznam-predpisov/ureditev-notranjega-upravljanja>

poslovanja Banke ter zajemajo funkcijo notranje revizije, upravljanja s tveganji, skladnosti poslovanja, informacijske varnosti ter preprečevanja pranja denarja in financiranja terorizma.

Banka spoštuje določbe Zakona o gospodarskih družbah in Zakona o bančništvu, ki med drugim določata, da je banka dolžna vzpostaviti učinkovit sistem notranjih kontrol in upravljanja tveganj vzpostavljenih na vseh ravneh organizacijske strukture banke. Področne predpise s tega področja izdaja tudi Banka Slovenije kot nadzorni organ bank. Banka sledi objavljenim zakonskim predpisom in jih upošteva.

Banka zagotavlja, da so njeni poslovni cilji, strategije in politike ustrezno usklajeni s strategijo in politikami za ugotavljanje, merjenje oziroma ocenjevanje, obvladovanje in spremljanje tveganj, ki jim je ali bi jim lahko bila izpostavljena pri svojem poslovanju. Poslovanje ima organizirano tako, da tekoče in sistematično vodi poslovne knjige, poslovno dokumentacijo in druge administrativne evidence tako, da je mogoče kadar koli preveriti, ali posluje v skladu s pravili o upravljanju s tveganji.

Vsako leto zunanja revizija opravi revizijo računovodskih izkazov Banke..

Banka je vzpostavila in vzdržuje več-nivojski sistem notranjih kontrol, sestavljen iz dnevni/operativnih kontrol ter periodičnih kontrol, kamor uvrščamo stalni in vodstveni nadzor. Nadzorni svet Banke daje, skladno z dvotirnim sistemom upravljanja Banke, med drugim soglasje k organizaciji sistema notranjih kontrol in okvirnemu letnemu programu dela notranje revizije.

Z vzpostavljenimi kontrolami Banka zmanjšuje tveganja neustreznega ali napačnega računovodskega poročanja. Banka redno spremlja in ocenjuje kontrolni proces ter kontrolne mehanizme.

Tveganja na področju računovodskega poročanja obvladujemo z ustreznim sistemom pooblastil, razmejitvijo dolžnosti, upoštevanjem računovodskih pravil, dokumentiranjem vseh poslovnih dogodkov, sistemom skrbništva, knjiženjem na dan poslovnega dogodka, vgrajenimi kontrolnimi mehanizmi v varnih aplikacijah ter arhiviranjem skladno z zakonodajo in internimi pravilniki. Interna računovodska politika natančno opredeljuje primarno računovodsko kontroliranje, ki se v največji meri izvaja v analitičnih knjigovodstvih ter sekundarno računovodsko kontroliranje, katerega namen je preverjanje učinkovitosti izvajanja pri-

marnih računovodskih kontrol. Z učinkovitim kontrolnim mehanizmom na področju računovodskega poročanja Banka zagotavlja:

- zanesljiv sistem za podporo poslovanju in odločanju,
- pravilne, popolne in pravočasne računovodske podatke ter posledično računovodska in druga poročila Banke,
- skladnost z zakonskimi predpisi.

Interne kontrole potekajo na treh ravneh. Kontrole na prvi ravni potekajo v prodajnih in/ali zalednih službah, kjer knjižbe nastajajo. Pravilnost knjižb je zagotovljena vsakodnevno z načelom štirih oči, ki je integrirano v procese. Kontrole na drugi ravni potekajo v enoti Računovodstvo. Preko kontrolnih mehanizmov se dnevno usklajujejo glavna knjiga in pomožne knjige ter tudi sama računovodska pravilnost knjižb.

Na mesečni ravni spremljamo dodatno še stanje postavk na prehodnih računih (starost postavk, razlogi zanje, predvideni ukrepi). Sama vsebina računovodskega poročanja je predpisana v Računovodski politiki Banke kakor tudi v Računovodski politiki Skupine.

Na polletnem nivoju odgovorne organizacijske enote izvedejo interno certifikacijo ustreznosti delovanja ključnih kontrol v procesih, ki prispevajo k sestavi računovodskih poročil. Notranji model, ki določa identifikacijo in testiranje ključnih kontrol, je predpisan s strani skupine UniCredit in temelji na načelih "Coso" in "Cobit".

Notranja revizija izvaja revizijske preglede procesa računovodskega poročanja na podlagi ocene tveganja in skladno z metodologijo revidiranja skupine UniCredit.

b) Podatki iz 3., 4., 6., 8., in 9. točke šestega odstavka 70. člena ZGD-1

Osnovni kapital Banke znaša 20.383.764,81 evrov in je razdeljen na 4.888.193 navadnih imenskih kosovnih delnic z enakim deležem in pripadajočim zneskom v osnovnem kapitalu, in sicer

- a) 1.300.000 kosovnih delnic z oznako BAS7R;
- b) 1.200.280 kosovnih delnic z oznako BAS6R;
- c) 2.210.693 kosovnih delnic z oznako BAS1R in
- d) 177.220 kosovnih delnic z oznako BASR.

Vsaka kosovna delnica zagotavlja imetniku pravico do enega glasu pri sprejemanju sklepov na skupščini Banke, pravico do dela dobička (dividende) in pravico do ustreznega dela preostalega premoženja po likvidaciji ali stečajju Banke. Delničarji imajo v skladu z

ZGD-1 prednostno pravico do vpisa novih delnic v sorazmerju z njihovimi deleži v osnovnem kapitalu. Za prenos delnic je potrebno predhodno dovoljenje nadzornega sveta Banke. Omejitev prenosa ne velja za delnice z oznako BAS1R.

UniCredit S.p.A., Piazza Gae Aulenti, 3 – Tower A, 20154 Milano, Italija je edini delničar Banke in je imetnik 4.888.177 navadnih imenskih kosovnih delnic z glasovalno pravico oziroma imetnik 100-odstotnega deleža delnic z glasovalno pravico.

Ni omejitve glasovalnih pravic delničarjev. Pogoj za udeležbo in uresničevanje glasovalne pravice je prijava delničarja na skupščino najpozneje do konca četrtega dne pred sejo skupščine. Na skupščini daje vsaka delnica delničarju en glas.

Skupščina Banke odloča o imenovanju in zamenjavi članov nadzornega sveta (navadna večina oziroma v primeru odpoklica člana nadzornega sveta, ki je predstavnik delničarjev pred iztekom mandata najmanj tričetrtinska večina oddanih glasov) in o spremembi statuta (tričetrtinska večina).

O imenovanju in zamenjavi članov uprave odloča nadzorni svet Banke z navadno večino.

Uprava Banke nima posebnih pooblastil v zvezi z izdajo ali nakupom lastnih delnic.

c) Delovanje skupščine in njene ključne pristojnosti ter opis pravic delničarjev in način njihovega uveljavljanja pravic

Skupščina je najvišji organ družbe, ki ima vse pristojnosti, kot izhajajo iz veljavne zakonodaje in statuta družbe. Skupščino Banke sestavljajo vsi delničarji Banke.

Skupščina Banke odloča o:

- sprejemu letnega poročila v primerih določenih z zakonom,
- uporabi bilančnega dobička,
- imenovanju in odpoklicu tistih članov nadzornega sveta, ki so predstavniki delničarjev,
- podelitvi razrešnice članom uprave in nadzornega sveta,
- spremembah statuta,
- ukrepah za povečanje in zmanjšanje kapitala,
- prenehanju Banke in statusnem preoblikovanju,
- imenovanju revizorja,
- planu razvoja in temeljih poslovne politike,

- prejemkih članov nadzornega sveta,
- poslovnem sedežu Banke,
- drugih zadevah, če je tako določeno s statutom ali zakonom.

Skupščino Banke je potrebno sklicati v primerih določenih z zakonom ali statutom in takrat, kadar je to v korist Banke. Skupščino Banke praviloma skliče uprava Banke. Letna skupščina Banke se sklicuje najmanj enkrat letno, najkasneje v 4 (štirih) mesecih po poteku poslovnega leta. Skupščina Banke poteka praviloma v kraju sedeža Banke. Sklic skupščine Banke mora biti objavljen na spletni strani Agencije Republike Slovenije za javnopravne evidence in storitve (AJPES), najmanj 30 (trideset) dni pred dnem zasedanja skupščine Banke ter na spletni strani Banke. Če so na skupščini Banke navzoči ali zastopani vsi delničarji, lahko skupščina Banke odloča ne glede na določbe zakona ali statuta glede vsebine sklica, sklicnega roka in glede objave sklica skupščine Banke.

Delničarji se lahko udeležijo skupščine in glasujejo na njej s pomočjo elektronskih sredstev brez fizične prisotnosti (t.i. virtualna skupščina). Delničarji lahko s pomočjo elektronskih sredstev brez fizične prisotnosti glasujejo tudi pred samo skupščino. V primeru virtualne skupščine mora biti zagotovljeno, da se delničarji lahko vzajemno vidijo in slišijo (t.j. preko videokonference). Za preverjanje prisotnosti na virtualni skupščini in za glasovanje z uporabo elektronskih sredstev je potrebno zagotoviti ustrezno identifikacijo delničarjev in varno elektronsko komunikacijo. Člani uprave in člani nadzornega sveta prav tako lahko sodelujejo na virtualni skupščini z uporabo elektronskih sredstev brez fizične prisotnosti.

Skupščine Banke se imajo pravico udeležiti le delničarji Banke, ki so kot imetniki delnic vpisani v centralnem registru nematerializiranih vrednostnih papirjev pri KDD konec sedmega dne pred sejo skupščine. Pogoj za udeležbo in uresničevanje glasovalne pravice je prijava delničarja na skupščino najpozneje do konca sedmega dne pred sejo skupščine.

Predlogi sklepov skupščine so oblikovani jasno in nedvoumno in delničarjem omogočajo oceno vpliva na njihove pravice. Delničarjem so zagotovljene tudi ostale pravice v skladu z določili ZGD-1 in statutom Banke – pravica do udeležbe pri upravljanju banke, pravica do dela dobička in pravica do ustreznega dela preostalega premoženja po prenehanju banke.

d) Sestava in delovanje organov vodenja ali nadzora ter njihovih komisij

Podrobnejši podatki o sestavi organov vodenja in nadzora v poslovnem letu 2022 so opisani v tabeli Organi upravljanja.

Delovanje uprave

Uprava vodi poslovanje Banke, zastopa in predstavlja Banko ter uresničuje sprejeto poslovno politiko Banke. Uprava ima najmanj dva člana, ki Banko skupaj zastopata in predstavljata v pravnem prometu. Nadzorni svet Banke s sklepom določi točno število članov uprave Banke. Vsak član uprave Banke je neposredno odgovoren za vodenje poslov in izpolnjevanje ciljev na svojem poslovnem področju. Porazdelitev delovnih področij ne razreši članov uprave Banke njihove skupne odgovornosti za celotno poslovanje.

Predsednika in člane uprave imenuje nadzorni svet za dobo do 3 (treh) let z možnostjo ponovnega imenovanja. Predsednik uprave je lahko imenovan kot glavni izvršni direktor (CEO – Chief Executive Officer). Dodelitev posameznih pravic in odgovornosti predsednika uprave se podrobneje določi v poslovniku uprave, ki ga potrdi nadzorni svet. V vseh primerih, ko je to predvideno z zakonom, s statutom ali s sklepom nadzornega sveta, mora uprava pridobiti soglasje/dovoljenje nadzornega sveta. Posvetovanje in sprejemanje odločitev uprave poteka na sejah, ki so praviloma sklicane na sedežu Banke. Uprava zaseda redno, najmanj enkrat na mesec. Podrobni postopki za organizacijo, sklic seje in sprejem sklepov so določeni v poslovniku uprave. Uprava odloča z večino oddanih glasov. V primeru enakega števila glasov je odločilen glas predsednika uprave. Člani uprave si morajo prizadevati doseči soglasje, ko sprejemajo pomembne odločitve, ki lahko bistveno vplivajo na poslovni, finančni ali pravni položaj Banke

Delovanje nadzornega sveta

Banka ima nadzorni svet, ki šteje najmanj 4 (štiri) in največ 6 (šest) članov, ki so predstavniki delničarjev in do največ 3 (tri) člane, ki so predstavniki delavcev Banke.

Člane nadzornega sveta, ki so predstavniki delničarjev, voli in razrešuje skupščina Banke na predlog delničarjev. Člane nadzornega sveta, ki so predstavniki delavcev Banke,

izvoli in odpokliče v skladu z ZSDU svet delavcev Banke, o čemer obvesti skupščino delničarjev, upravo in nadzorni svet Banke, in sicer o vsaki posamezni izvolitvi oziroma odpoklicu. Volitve oziroma odpoklic članov nadzornega sveta, ki so predstavniki delavcev Banke, ureja poslovnik sveta delavcev Banke.

Člani nadzornega sveta so dolžni:

- ravnati v skladu s profesionalno skrbnostjo in zlasti zagotoviti, da nadzorni svet deluje v skladu z ZBan-3,
- nadzirati primernost postopkov in učinkovitosti delovanja službe notranje revizije,
- obravnavati ugotovitve Banke Slovenije, davčne inšpekcije in drugih nadzornih organov v postopkih nadzora nad Banko,
- preveriti letna in druga finančna poročila in o tem izdelati pisno poročilo skupščini delničarjev Banke,
- obrazložiti skupščini delničarjev svoje mnenje k letnemu poročilu notranje revizije in podati mnenje k letnemu poročilu Banke.

Člani nadzornega sveta izmed sebe izvolijo predsednika in najmanj enega namestnika. Predsednik nadzornega sveta ter najmanj en namestnik predsednika nadzornega sveta bo član nadzornega sveta, ki je predstavnik delničarjev.

Nadzorni svet deluje na sejah, ki potekajo najmanj enkrat v četrtletju. Nadzorni svet je sklepčen, če je pri sklepanju navzoča najmanj polovica članov. Vsak član nadzornega sveta ima en glas. Za veljavnost sklepa nadzornega sveta je potrebna navadna večina oddanih glasov. V primeru neodločenega izida glasovanja je odločilen glas predsednika nadzornega sveta. Postopke sklica, poteka seje in sprejemanja sklepov podrobneje določa poslovnik nadzornega sveta Banke, ki ga sprejme nadzorni svet.

Delovanje komisij nadzornega sveta

Nadzorni svet Banke je imenoval revizijsko komisijo, komisijo za tveganja, komisijo za imenovanja in komisijo za prejemke, ki skrbijo za uresničitev sklepov nadzornega sveta ali opravljajo druge strokovne naloge. Posamezno komisijo sestavljajo vsaj trije (3) člani. Vsi člani posameznih komisij so imenovani izmed članov nadzornega sveta za obdobje treh (3) let. Naloge komisije, podrobna določitev njenih pooblastil, organizacije, članstva in sprejemanja sklepov so urejeni s poslovníkom komisije, ki ga sprejme nadzorni svet.

e) Opis politike raznolikosti, ki se izvaja v zvezi z zastopanostjo v organih vodenja ali nadzora

Pri sestavi organov vodenja in nadzora Banka upošteva Globalno politiko skupine UniCredit o raznolikosti, pravičnosti in vključenosti, ki opredeljuje načela, s katerimi skupina UniCredit krepi vključenost v celotni organizaciji, s ciljem zagotoviti, da politike, postopki in vedenje spodbujajo raznolikost, pravičnost in vključenost ter ustvarjajo okolje, v katerem se cenijo individualne razlike. Banka meri in sporoča napredek glede strategije raznolikosti, pravičnosti in vključenosti z razkritjem ustreznih podatkov, zavez in pobud na podlagi integriranega poročila in letnega poročila o raznolikosti, pravičnosti in vključenosti, ki sta na voljo tako za notranje kot za zunanje uporabnike.

Pri izbiri ustreznih kandidatov za organe upravljanja in nadzora Banka upošteva vse zakonodajne zahteve in smernice glede primernosti članov organa upravljanja, ki Banki zagotavlja sestavo organov vodenja in nadzora, ki imajo kot celota ustrezna znanja in izkušnje za poglobljeno razumevanje strategije in izzivov, s katerimi se Banka sooča ter tveganj, ki jim je izpostavljena.

S podpisom te izjave se zavezujemo k nadaljnjemu proaktivnemu delovanju za krepitev ustrezne ureditve notranjega upravljanja in korporativne integritete v širši strokovni, finančni, gospodarski in drugi javnosti.

Ljubljana, 22. februar 2023



Pasquale Giamboi
Predsednik
nadzornega sveta



Lorenzo Ramajola
Predsednik uprave



Ivanka Prezhdarova
Članica uprave



Tsvetelin Minchev
Član uprave



Tanja Turk
Članica uprave



Veronica Tomasoni
Članica uprave

Izjava o nefinančnem poslovanju

V UniCredit Banka Slovenija d.d. razkrivamo nefinančne podatke z relevantnih področij skladno z zahtevami 70.c člena Zakona o gospodarskih družbah (ZGD-1) ter Evropske direktive glede razkritja nefinančnih informacij in informacij o raznolikosti nekaterih velikih podjetij in skupin¹, ki je v slovenski pravni red stopila v letu 2017 ter skladno s Smernicami za nefinančno poročanje².

Uprava Banke izjavlja, da poročilo o nefinančnem poslovanju vsebuje informacije o ekonomskih, okoljevarstvenih, družbenih, kadrovske zadevah, spoštovanju človekovih pravic, aktivnostih, povezanih z bojem proti korupciji in podkupovanju ter o upravljaljskih učinkih in rezultatih delovanja organizacije. Način upravljanja s tveganji, vključno z obvladovanjem operativnih tveganj, povezanih z dejavnostjo bank, je razkrit v računovodskih izkazih.

Poročanje o nefinančnem poslovanju poteka skladno z metodologijo skupine UniCredit, ki celotne podatke o nefinančnem poslovanju objavlja v dokumentu Trajnostno poročilo³, pripravljena poročila pa preveri oziroma revidira zunanja revizijska služba.

Upravljanje

Kot posledica zakonodajnih sprememb, makroekonomskih razmer in spreminjajočih se navad strank se bančni sektor spreminja in vse bolj digitalizira, nenazadnje pa na bančni trg vstopajo tudi številni novi konkurenti. V UniCredit Banka Slovenija d.d., članici skupine UniCredit, uspešne vse-evropske komercialne banke, se bomo z našim poslovnim modelom bančništva tudi v prihodnje prilagajali spremembam in v vsakem trenutku naredili, kar je prav, da bomo vsem deležnikom zagotavljali dolgoročne in predvidljive donose.

Skladno z veljavnim Zakonom o bančništvu

(ZBan-3) in Zakonom o gospodarskih družbah (ZGD-1) ter skladno z določili statuta ima UniCredit Banka Slovenija d.d. dvotirni sistem upravljanja, kar pomeni, da Banko vodi uprava, njeno delovanje pa nadzoruje nadzorni svet. Delovanje uprave in nadzornega sveta podrobneje določata poslovnik nadzornega sveta in poslovnik uprave. Nadzorni svet imenuje komisije nadzornega sveta. Podrobna določitev pooblastil, organizacije, članstva in sprejema sklepov komisij nadzornega sveta je navedena v poslovniku, ki ga sprejme nadzorni svet.

V Banki delujejo tudi drugi odbori in komisije, in sicer:

- Odbor za nefinančna tveganja – Splošni del;
- Odbor za nefinančna tveganja – IT, varnostna tveganja in tveganja z zunanjimi izvajalci;



1 Direktiva 2014/95/EU Evropskega parlamenta in Sveta z dne 22. oktobra 2014 o spremembi Direktive 2013/34/EU glede razkritja nefinančnih informacij in informacij o raznolikosti nekaterih velikih podjetij in skupin.

2 Uradni list Evropske unije, št. C 215/1

3 Sustainability Report: <https://www.unicreditgroup.eu/en/a-sustainable-bank/sustainability-reporting.html>

- Odbor za nefinančna tveganja – tveganja ugleda;
- Odbor za finančno tveganje;
- Odbor za transakcije;
- Stroškovni odbor;
- Komisija svetovalcev za ugotavljanje splošnega in drugega nadlegovanja in trpinčenja na delovnem mestu
- Komisija za oceno sprejemljivosti strank

Spoštovanje človekovih pravic in pravic delavcev

V UniCredit Banka Slovenija d.d. spoštujemo mednarodno priznane človekove pravice in temeljne svoboščine, tako v odnosu do zaposlenih kot tudi v odnosu do strank in dobaviteljev ter vseh ostalih deležnikov.

Spoštovanje pravic delavcev, ki izhajajo iz zaposlitve, je pomemben del našega delovanja, saj v smislu varnega delovnega okolja razumemo tudi spoštovanje dostojanstva in integritete zaposlenih na vseh ravneh.

Načelo enakosti upoštevamo v vseh postopkih zaposlovanja, kar pomeni, da kandidatom zagotavljamo enake možnosti, ne glede na spol, starost ali druge osebne okoliščine.

Posebna Globalna politika o raznolikosti, pravičnosti in vključenosti določa načela, s katerimi UniCredit krepi vključenost v celotni organizaciji, s čimer zagotavljamo, da naše politike, postopki in ravnanje spodbujajo raznolikost, pravičnost in vključenost ter ustvarjajo okolje, v katerem so razlike med posamezniki cenjene.

Kadrovske in socialne zadeve

Skrb za razvoj zaposlenih ostaja ena izmed naših prednostnih nalog. V naši Banki so vsi novi zaposleni vključeni v Onboarding program, ki je sestavljen iz obveznih izobraževanj – povezanih predvsem z regulativnimi področji, ki jih morajo poznati vsi zaposleni, in drugimi vsebinami, povezanimi z osebno rastjo in razvojem. Večino regulatornih izobraževanj za nove in obstoječe zaposlene izvajamo preko spletne platforme MyLearning. Našim managerjem ponujamo različne vrste izobraževanj in razvojnih programov, odvisno od njihove trenutne ravni vodstvenih veščin in kompetenc. Letos smo uvedli Onboarding program za nove managerje, poleg nekaj

programov in aktivnosti, ki so prisotni že leta – EDP-Executive Development Programme za vodje, FVP Onboarding, FVP Fast track program.

Za razvoj zaposlenih sistematično skrbimo tudi s pomočjo sistema »Performance management« (Upravljanje z delovno uspešnostjo), ki je v Banki dolgoletna praksa. Proces je v osnovi sestavljen iz dveh delov; postavljanja ciljev ter ocenjevanja ciljev, vedenja skladno s korporativnimi vrednotami UniCredit ter kariernih ambicij. Kot nadgradnjo sistema Performance management smo lani zaposlene spodbudili tudi k podajanju t.i. »Upward feedback« oziroma ocenjevanju vedenja vodje s strani zaposlenega v fazi samoocenjevanja.

V letu 2022 smo se prvič udeležili tudi študentskega poslovnega hekatona »Innovative All-nighter« v sklopu Ekonomske fakultete, kjer so študenti različnih fakultet in univerz reševali naš izziv. Ponosni smo, da je zmagovalna ekipa delala ravno na našem izzivu.

Ponosni smo na dejstvo, da smo nosilci polnega certifikata Družini prijazno podjetje. To pomeni, da smo uspešno implementirali načrtovane ukrepe za lažje usklajevanje službenih in zasebnih obveznosti in da smo mnoge med njimi nadgradili ter jih tako še bolj približali potrebam zaposlenih, ki jih z veseljem uporabljajo. Dodatno smo letos tudi prilagodili delovni čas, kar pomeni, da smo skrajšali obvezno prisotnost.

Delo od doma, ki je krojilo način dela v času epidemije, je zamenjalo hibridno delo. Ponosni smo, da kar 77 odstotkov naših sodelavcev že dela hibridno, zato smo takšnemu načinu dela prilagodili tudi prostore na sedežu Banke, ki smo jih popolnoma prenovili ter tako omogočili zaposlenim lažje usklajevanje življenja in dela, kot tudi prispevali k bistveno manjši porabi papirja in zmanjšanju emisij CO2.

Socialni dialog

Kolektivna pogodba je eden glavnih pravnih aktov, ki jih pri opredeljevanju svojih pravic in dolžnosti uporabljata tako delavec kot delodajalec.

Delovanje Sindikata delavcev UniCredit Bank temelji na družbenih odnosih in vrednotah, kot so prispevek skupnosti, varovanje in izboljšanje pravic zaposlenih ter zagotavljanje pravne in finančne pomoči zaposlenim v stiski. Socialne zadeve so tesno povezane z varnostjo in blaginjo skupnosti.

V UniCredit Banka Slovenija d.d. imamo s

Sindikatom delavcev UniCredit Bank, ki je edini reprezentativni organ s pravico dogovaranja in sklenitve kolektivne pogodbe znotraj organizacije, sklenjeno tudi interno kolektivno pogodbo, ki dodatno nadgrajuje nekatera določila kolektivne pogodbe dejavnosti.

Pri sprejemanju pomembnih organizacijskih, kadrovskih in ekonomskih odločitev vključujemo tudi Svet delavcev.

Skladno z določili 36. člena ZBan-3 in določili Zakona o sodelovanju delavcev pri upravljanju (ZSDU) je Banka uredila ustrezne pravne podlage za sodelovanje delavcev pri upravljanju, in sicer ima Svet delavcev kot pristojen organ možnost izbora in imenovanja predstavnikov delavcev v nadzorni svet Banke.

Odgovornost do okolja

Zmanjšanje vpliva na okolje in povečanje kakovosti življenja bi morala biti pomembna cilja delovanja vsakega podjetja. Tudi naše delovanje ter okoljevarstvene politike celotne Skupine obsegajo nadzor in aktivnosti za zmanjševanje neposrednih vplivov na okolje.

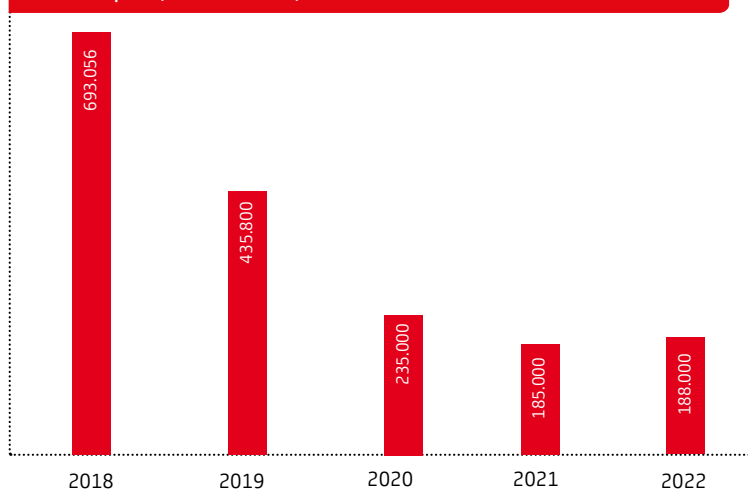
Z rednim spremljanjem porabe energije identificiramo področja, na katerih lahko porabo bistveno znižamo oz. nadomestimo z obnovljivimi ali ekološko sprejemljivejšimi viri. Vsak dan stremimo k zmanjševanju vplivov, ki jih povzročamo z našo dejavnostjo oziroma obratovanjem bančnih poslovalnic, zato smo tudi v letu 2022 naredili nekaj konkretnih korakov.

Ena izmed naših prednostnih nalog je bila narediti poslovne prostore energetske učinkovite, zato smo prenovili pisarne na sedežu podjetja, ki so bile največji porabnik energije. Obstoječe luči smo zamenjali z bolj energetske varčnimi, ki porabijo kar 4-krat manj energije, kar pomeni okoli 100.000 kWh nižjo letno porabo in manj škode za okolje. Prav tako smo na sedežu podjetja začeli z uporabo avtomatskega ugašanja gretja in klime ter z nameščanjem senzorjev za avtomatsko ugašanje luči.

Že nekaj let se v želji po zagotavljanju trajnostne prihodnosti našega planeta pridružujemo pobudi »Ura za Zemljo«, ko v naših poslovnih prostorih ugasnemo razsvetljavo.

Vsako leto stremimo k temu, da imamo čim manj službenih poti. V letu 2022 beležimo le manjši porast prevoženih kilometrov v primerjavi z letom prej, ko so bila potovanja zaradi epidemije COVID-19 večino leta prepovedana. Manj prevoženih kilometrov in posledično manj škode okolju nam že leta omogočajo

Službene poti (izraženo v km)



alternativni načini, in sicer digitalizacija, komunikacija na daljavo, itd. Za krajše poti se sodelavci poslužujejo našega električnega vozila, s katerim prispevamo k zmanjšanju onesnaženosti urbanega okolja.

Že vrsto let sodelavce spodbujamo k ločevanju in zmanjševanju količine komunalnih odpadkov. Leta 2019 smo predstavili uradno pobudo »Banka brez plastike«, s katero smo ukinili embalažo za enkratno uporabo, zaposlenim pa so na voljo kozarci in skodelice, narejeni iz drugih materialov. V letu 2022 smo tudi uradno postali »Banka brez plastike«, vseeno pa nadaljujemo z različnimi pobudami in izboljšavami tudi na tem področju.

Družbena vključenost

V UniCredit se že dolgo zavedamo, da je enakopravna in raznolika delovna sila ključnega pomena za naše poslovanje in ustvarja bolj pravično in vključujoče delovno okolje.

Verjamo, da imajo raznolikost, pravičnost in vključenost naslednje učinke:

- ljudje se počutijo spoštovane in cenjene zaradi svojih prispevkov, kar neposredno vpliva na produktivnost;
- ljudje čutijo pripadnost, povezanost in skupni ponos, kar pozitivno vpliva na dobro počutje;
- ljudje čutijo, da lahko izrazijo svoje poglede in zamisli, kar spodbuja ustvarjalnost in inovativnost;
- ljudje menijo, da je njihov potencial cenjen, kar pomaga odkrivati talente, izboljšati uspešnost in stopnjo zadovoljstva pri delu.

Vse to nam omogoča doseganje trajnostne poslovne rasti in boljše storitve vsem, od strank in skupnosti do delničarjev.

Družbena odgovornost je integrirana v celotno organizacijo in poteka v vseh odnosih znotraj organizacije. Globalna politika o raznolikosti, pravičnosti in vključenosti skupine UniCredit opredeljuje načela, s katerimi Banka krepi vključenost v celotni organizaciji, s ciljem zagotoviti, da s politikami, postopki in vedenji spodbujamo raznolikost, enakost in vključenost ter ustvarjamo okolje, v katerem so individualne razlike cenjene.

Ker se zavedamo odgovornosti do družbe in okolja, v katerem delujemo, redno zagotavljamo sponzorsko podporo izbranim kulturnim, poslovnim in izobraževalnim dogodkom, s čimer želimo spodbujati povezanost in družbeno pripadnost.

Delati za dobrobit človeka je za nas vrednota, ki jo spoštujemo. Ker ravno sodelovanje z gospodarstvom številnim neprofitnim organizacijam predstavlja pomemben vir financiranja, donacije v največji meri namenimo za podporo in pomoč na humanitarnem področju, zlasti za otroke in mladostnike z manj priložnostmi ter za projekte, ki so usmerjeni v ohranjanje okolja.

Naša organizacijska kultura, poslanstvo in vrednote

Naša misija je spremeniti UniCredit iz ene vodilnih bank v Italiji v eno najboljših bank v Evropi. Če sprostimo potencial v naši banki in skupaj izvedemo naš nov načrt za bančništvo, smo lahko boljše banka, ki jo potrebujejo naše stranke in vlagatelji. Verjamemo v moč naše industrije in v dobro, ki jo lahko naredi, če deluje pravilno.

Naša organizacijska kultura je zasnovana tako, da zagotavlja, da počnemo prav to: delujemo, kot bi morali, na način, ki bo na koncu prinesel rezultate za vse. Gre za sinergijo našega poslanstva, vrednot in ambicij.

V skupini UniCredit se zavedamo, da je bistveno, da sprostimo potencial naših ljudi, podjetij in skupnosti po vsej Evropi. Naši zaposleni so združeni z novim skupnim poslanstvom – podpiranje skupnosti pri napredku – ki bo v središču vsega, kar počnemo.

Naše vrednote (integriteta, skrbnost in odgov-

ornost) so več kot le besede. So dejanja, navodila in obljube. Vsi zaposleni smo zavezani tem skupnim vrednotam, da bi lahko dosegli rezultate za naše stranke.

Trajnostno ustvarjanje vrednosti

Trajnostni razvoj je ne le pomemben del našega poslovanja in naša vsakodnevna zaveza, pač pa tudi način, kako poslujemo.

V skupini UniCredit ustvarjanje vrednosti pomeni več kot zgolj ustvarjanje finančne vrednosti. Pomeni dodajanje trajnostne vrednosti v smislu človeškega kapitala, družbe in okolja, tako da prisluhnemo in se pravočasno odzivamo na resnične potrebe naših strank in naših deležnikov.

V želji postati in ostati trajnostno podjetje prepletamo različne vidike poslovanja: finančni, družbeni in okoljevarstveni vidik.

Biti banka s strategijo trajnostnega razvoja pomeni ustvarjati vrednost za vse naše deležnike in tudi izboljševati kakovost življenja skozi vse naše vsakodnevne aktivnosti.

Razumemo pomen upravljanja okoljevarstvenih vidikov ter drugih morebitnih vplivov svojega poslovanja, tako neposredno kot tudi posredno.

Neposreden vpliv

- Zmanjševanje ogljičnega odtisa skozi nadzorovano porabo energije, racionalizacijo uporabe prostora in spodbujanje trajnostne mobilnosti.
- Merjenje ogljičnega odtisa naših produktov ter vrednotenje naravi prijaznih novih rešitev.
- Zmanjšanje porabe papirja.

Posreden vpliv

- Merjenje negativnih zunanjih učinkov, ki so povezani z našim portfeljem odobrenih kreditov.
- Vključevanje naravnega kapitala v naše produkte in storitve.
- Financiranje obnovljivih virov energije.

Boj proti korupciji in podkupovanju

V UniCredit Banka Slovenija d.d. velja ničelna toleranca do podkupovanja in korupcije, ki sta

prepovedana v vsakršni obliki, tako neposredni kot posredni.

Po vzoru strogih protikorupcijskih načel skupine UniCredit imamo v Banki vzpostavljena interna pravila in nadzorne procese. Protikorupcijska politika poleg splošnih pravil, ki prepovedujejo kakršno koli obliko korupcijskega ravnanja zaposlenih pri izvajanju njihovih delovnih obveznosti, ureja tudi preprečevanje podkupovanja in korupcije na področju zaposlovanja, daril, donacij, sponzorstev, večjih naložb, prevzemov in združitvev, dobaviteljev in drugih pogodbenih strank.

Banka ima vzpostavljen tudi sistem prijav nepravilnosti z namenom spodbujanja korporativnega okolja, v katerem zaposleni in tretje osebe lahko neobremenjeno prijavijo nesprejemljivo ravnanje in ki hkrati zagotavlja, da prijavitelj nepravilnosti ne bo utrpel povračilnih ukrepov. Imenovan je tudi t.i. »Whistleblower champion«, ki je oseba, odgovorna za notranji sistem poročanja o kršitvah ter za zagotavljanje in nadzor celovitosti, neodvisnosti in učinkovitosti politik ter postopkov prijavljanja kršitev.

Banka na področju preprečevanja korupcije izvaja oceno korupcijskega tveganja in ima vzpostavljene kontrole za zaščito pred uresničitvijo tveganja skladnosti, za sprotno ugotavljanje morebitnih tveganj ter za nadzor skladnosti ravnanja s pravili, ki urejajo preprečevanje korupcije.

S pomočjo različnih obveznih izobraževanj za zaposlene ter s sporočili zaposlenim vzpostavljamo kulturo, v kateri sta podkupovanje in korupcija nesprejemljiva in prepovedana.

Politika varstva osebnih podatkov in zasebnosti

Zavedamo se odgovornosti pri ravnanju z osebnimi podatki. Zato jih obdelujemo skrbno in v skladu s predpisi, ki urejajo to področje.

Imenovali smo tudi pooblaščenca osebo za varstvo osebnih podatkov, ki jo stranke lahko kontaktirajo preko elektronskega naslova dpo@unicreditgroup.si. Podlage za obdelavo osebnih podatkov, obdelovalci osebnih podatkov, pravice posameznikov in način njihove uresnitve ter ostale informacije s področja osebnih podatkov so na voljo na spletnem naslovu <https://www.unicreditbank.si/si/prebivalstvo/pripomocki/gdpr.html>

Spremljanje reklamacij in pritožb strank

Da bi izboljšali produkte, storitve in odnos do naših strank imamo vzpostavljen sistem sistematičnega zbiranja in beleženja vseh reklamacij in pritožb strank. Za koordinacijo reklamacij in pritožb skrbi ekipa sodelavcev, ki na podlagi povratnih informacij naših strank redno podaja pristojnim oddelkom predloge za izboljšanje produktov, procesov in odnosa do strank. Četrtno pripravljajo poročilo o prejetih reklamacijah in pritožbah strank, ki ga, skupaj s predlogi za izboljšave, predstavijo tudi pristojnim članom uprave.

Upravljanje s tveganji

Identificiranje, merjenje, spremljanje in obvladovanje tveganj je stalen proces, ki poteka z namenom zagotavljanja celovitega upravljanja s tveganji.

V UniCredit Banka Slovenija d.d. merimo naslednje kategorije tveganj:

- kreditno tveganje,
- likvidnostno tveganje in tveganje financiranja,
- tržno tveganje (obrestno tveganje, tveganje kreditnega razpona, valutno tveganje in tveganja iz naslova trgovanja z lastniškimi vrednostnimi papirji),
- tveganja povezana z izvedenimi finančnimi instrumenti,
- operativno tveganje,
- tveganje ugleda,
- poslovno tveganje,
- strateško tveganje,
- tveganja iz naslova deležev in kapitalskih udeležb Banke in
- tveganje na področju nepremičnin.

Organizacijska enota Upravljanje s tveganji vodi osrednje aktivnosti upravljanja s tveganji.

Podrobnejše informacije o posameznih vrstah tveganj in njihovem upravljanju so objavljene v letnem poročilu Banke, v poglavju Bančna tveganja.

Dovoljenje BS za opravljanje storitev

Vrste storitev, za opravljanje katerih ima UniCredit Banka Slovenija d.d. dovoljenje Banke Slovenije

UniCredit Banka Slovenija d.d. ima dovoljenje za opravljanje bančnih storitev po 5. členu Zakona o bančništvu (Uradni list RS, št. 92/2021 s spremembami; v nadaljevanju ZBan-3). Bančne storitve so storitve sprejemanja depozitov in drugih vračljivih sredstev od javnosti ter dajanje kreditov za svoj račun.

Banka ima dovoljenje za opravljanje vzajemno priznanih in dodatnih finančnih storitev.

Dovoljenje ima za opravljanje naslednjih vzajemno priznanih finančnih storitev po 5. členu ZBan-3:

- sprejemanje depozitov in drugih vračljivih sredstev
- dajanje kreditov, ki vključuje tudi:
 - potrošniške kredite,
 - hipotekarne kredite,
 - odkup terjatev z regresom ali brez njega (faktoring),
 - financiranje komercialnih poslov, vključno z izvoznim financiranjem na podlagi odkupa z diskontom in brez regresa dolgoročnih nezapadlih terjatev, zavarovanih s finančnim instrumentom (forfeiting)
- finančni zakup (lizing, najem), dajanje sredstev v zakup, pri katerem se na zakupnika prenesejo vsa bistvena tveganja in koristi, ki izhajajo iz lastninske pravice nad sredstvom zakupa, pri čemer je prenos lastninske pravice na zakupnika mogoč, ne pa nujen
- plačilne storitve
- izdajanje in upravljanje drugih plačilnih instrumentov (na primer potovalnih čekov in bančnih menic) v delu, v katerem ta storitev ni vključena v storitev iz prejšnje točke
- izdajanje garancij in drugih jamstev

- trgovanje za svoj račun ali za račun strank:
 - z instrumenti denarnega trga,
 - s tujimi plačilnimi sredstvi, vključno z menjalniškimi posli,
 - s standardiziranimi terminskimi pogodbami in opcijami,
 - z valutnimi in obrestnimi finančnimi instrumenti,
 - s prenosljivimi vrednostnimi papirji
- sodelovanje pri izdaji vrednostnih papirjev in storitve, povezane s tem
- svetovanje podjetjem glede kapitalske strukture, poslovne strategije in sorodnih zadev ter svetovanje in storitve v zvezi z združitvami in nakupom podjetij
- upravljanje naložb in svetovanje v zvezi s tem
- investicijske storitve in posli ter pomožne investicijske storitve po ZTFI

Opravlja lahko naslednje dodatne finančne storitve po 6. členu ZBan-3:

- zavarovalno zastopništvo po zakonu, ki ureja zavarovalništvo
- skrbniške storitve po zakonu, ki ureja investicijske sklade in družbe za upravljanje
- posredovanje finančnega zakupa (leasinga);
 - posredovanje pri prodaji in odkupu investicijskih diamantov ter pri prodaji naložbenega zlata.

Finančni kazalniki

	Banka	
	2022	2021
Izkaz finančnega položaja (v tisoč EUR)		
Sredstva	3.346.421	3.081.924
Depoziti, stranke	2.531.694	2.219.984
Depoziti, pravne in ostale osebe	1.595.906	1.264.210
Depoziti, zasebniki	935.788	955.774
Posojila, stranke	2.042.380	1.879.453
Posojila, pravne in ostale osebe	1.197.576	1.085.538
Posojila, zasebniki	844.804	793.915
Kapital	310.244	276.904
Oslabitev, ostali popravki vrednosti iz naslova kreditnega tveganja, ter rezervacije	61.302	56.282
Izvenbilančne postavke	2.635.840	3.941.008
Izkaz poslovnega izida (v tisoč EUR)		
Čisti prihodki od obresti	44.429	40.140
Čisti neobrestni prihodki	58.145	29.311
Stroški dela in drugi stroški poslovanja	(39.982)	(38.822)
Amortizacija	(6.209)	(6.361)
Oslabitve in rezervacije	(6.031)	(8.876)
Čisti prihodki pred davki	47.773	15.394
Davek od dobička	(6.403)	(2.574)
Izkaz drugega vseobsegajočega izida (v tisoč EUR)		
Drugi vseobsegajoči donos pred obdavčitvijo	(9.947)	(2.224)
Davek iz dobička od drugega vseobsegajočega donosa	1.918	438
Zaposleni		
Št. zaposlenih na dan 31.12.	550	560
Delnice		
Št. delničarjev	1	1,00
Nominalna vrednost (EUR)	4,17	4,17
Knjigovodska vrednost (EUR)	63,47	56,65
Št. delnic	4.888.193	4.888.193
Kapital		
Količnik navadnega lastniškega temeljnega kapitala (CET1)	18,8 %	17,9 %
Količnik Tier 1	18,8 %	17,9 %
Količnik kapitalske ustreznosti (CAR)	18,8 %	18,2 %
Kakovost sredstev in obveznosti		
Nedonosne (bilančne in zunajbilančne) izpostavljenosti / Razvrščena sredstva in razvrščene izvenbilančne pozicije	1,2 %	1,9 %
Nedonosna posojila in druga finančna sredstva / razvrščena posojila in druga finančna sredstva (brez stanj na računih pri centralni banki in vlogah na vpogled pri bankah)	1,8 %	3,0 %
Nedonosna posojila in druga finančna sredstva / razvrščena posojila in druga finančna sredstva (brez stanj na računih pri centralni banki in vlogah na vpogled pri bankah)*	1,3 %	2,2 %
Oslabitve, drugi popravki vrednosti zaradi kreditnega tveganja in rezervacije / Nedonosne izpostavljenosti (brez stanj na računih pri centralni banki in vlogah na vpogled pri bankah)	58,3 %	74,9 %
Oslabitve, drugi popravki vrednosti zaradi kreditnega tveganja in rezervacije / Nedonosne izpostavljenosti (vključno s stanji na računih pri centralni banki in vlogah na vpogled pri bankah)*	58,3 %	74,9 %
Prejeta zavarovanja / nedonosne izpostavljenosti	18,4 %	16,5 %
Donosnost		
Obrestna marža	1,4 %	1,4 %
Marža finančnega posredništva	3,2 %	2,4 %
Donos na aktivo po obdavčitvi	1,3 %	0,4 %
Donos na kapital pred obdavčitvijo	16,2 %	5,8 %
Donos na kapital po obdavčitvi	14,1 %	4,8 %
Operativni stroški		
Operativni stroški / povprečna aktiva	1,4 %	1,6 %
Likvidnost		
Količnik likvidnostnega kritja	234,1 %	236,7 %
Kreditni strankam, ki niso banke	2.042.380	1.879.453
Kreditni pravnim in drugim osebam, ki opravljajo dejavnost	1.197.576	1.085.538
Kreditni prebivalstvu	844.804	793.915
NSFR	147,2 %	133,5 %
Količnik finančnega vzvoda	7,5 %	9,7 %

Izjava o odgovornosti

Uprava je odgovorna za pripravo računovodskih izkazov za poslovno leto. Ti morajo resnično in pošteno prikazovati premoženjsko stanje UniCredit Banka Slovenija d.d. ob koncu poslovnega leta ter njuna finančna in poslovna izida za to leto. Uprava je pripravila računovodske izkaze skladno z načelom časovne neomejenosti poslovanja.

Uprava je pri pripravi računovodskih izkazov v letnem poročilu za leto, ki se je končalo 31. decembra 2022, dosledno uporabila ustrezne računovodske usmeritve in jih podprla z utemeljenimi in previdnimi presojami in ocenami ter zagotovila skladnost z vsemi računovodskimi standardi, za katere meni, da so pomembni.

Uprava je odgovorna zagotoviti, da Banka vodi računovodske evidence, ki z razumno natančnostjo razkrivajo finančni položaj Banke in s katerimi je mogoče zagotoviti, da so računovodski izkazi v vseh pomembnejših pogledih skladni s predpisi Vlade Republike Slovenije, predpisi in navodili Banke Slovenije ter z mednarodnimi standardi računovodskega poročanja, kot jih je sprejela Evropska unija. Uprava je v splošnem odgovorna tudi za sprejetje ukrepov, ki so razumno potrebni za zaščito premoženja Banke in za preprečevanje in odkrivanje prevar in drugih nepravilnosti oziroma nezakonitosti.

Davčne oblasti lahko kadar koli v roku pet let po poteku leta, v katerem je bilo potrebno odmeriti davek, preverijo poslovanje Banke, kar lahko posledično povzroči nastanek dodatne obveznosti plačila davka, zamudnih obresti in kazni iz naslova davka od dohodkov pravnih oseb ali drugih davkov ter dajatev. Uprava družbe ni seznanjena z okoliščinami, ki bi lahko povzročile morebitno pomembno obveznost iz tega naslova.

Uprava

Ljubljana, 22. februar 2023



Lorenzo Ramajola
Predsednik uprave



Ivanka Prezhdarova
Članica uprave



Tsvetelin Minchev
Član uprave



Tanja Turk
Članica uprave



Veronica Tomasoni
Članica uprave

Poročilo neodvisnega revizorja



KPMG SLOVENIJA, podjetje za revidiranje, d.o.o.
Železna cesta 8a
SI-1000 Ljubljana
Slovenija

Telefon: +386 (0) 1 420 11 60
Internet: <http://www.kpmg.si>

Poročilo neodvisnega revizorja

Delničarjem družbe UniCredit Banka Slovenija d.d.

Poročilo o reviziji računovodskih izkazov

Mnenje

Revidirali smo računovodske izkaze Banke UniCredit Banka Slovenija d.d. (»Banka«), ki vključujejo:

- izkaz finančnega položaja na dan 31. decembra 2022;
in za leto od 1. januarja do 31. decembra 2022:

- izkaz poslovnega izida;
- izkaz vseobsegajočega donosa;
- izkaz sprememb lastniškega kapitala;
- izkaz denarnih tokov;

ter

- povzetek bistvenih računovodskih usmeritev in druge pojasnjevalne informacije.

Po našem mnenju so priloženi računovodski izkazi resničen in pošten prikaz finančnega položaja Banke na dan 31. decembra 2022 in njene finančne uspešnosti ter denarnih tokov za tedaj končano leto v skladu z Mednarodnimi standardi računovodskega poročanja, kot jih je sprejela Evropska Unija (»MSRP kot jih je sprejela EU«).

Podlaga za mnenje

Revizijo smo opravili v skladu z Mednarodnimi standardi revidiranja (MSR) in Uredbo EU št. 537/2014 Evropskega parlamenta in sveta z dne 16. aprila 2014 o posebnih zahtevah v zvezi z obvezno revizijo subjektov javnega interesa (UL L 158, 27.5.2014, str. 77-112 - Uredba EU št. 537/2014). Naše odgovornosti na podlagi teh standardov so opisane v tem poročilu v odstavku Revizorjeva odgovornost za revizijo računovodskih izkazov. V skladu s Kodeksom etike za računovodske strokovnjake (vključujoč Mednarodne standarde neodvisnosti), ki ga je izdal Odbor za mednarodne standarde etike za računovodske strokovnjake (Kodeks IESBA) ter etičnimi zahtevami, ki se nanašajo na revizijo računovodskih izkazov v Sloveniji, potrjujemo svojo neodvisnost od revidirane Banke. Potrjujemo tudi, da smo izpolnili vse druge etične zahteve v skladu s temi zahtevami in Kodeksom IESBA. Verjamemo, da so pridobljeni revizijski dokazi zadostna in ustrezna podlaga za naše revizijsko mnenje.

Ključne revizijske zadeve

Ključne revizijske zadeve so tiste zadeve, ki so na osnovi naše strokovne presoje najbolj pomembne pri reviziji računovodskih izkazov tekočega obdobja. Te zadeve smo naslovili v okviru naše revizije računovodskih izkazov kot celote in pri oblikovanju našega mnenja o teh izkazih. V zvezi s ključnimi revizijskimi zadevami ne podajamo ločenega mnenja.

Zaznali smo še naslednje ključne revizijske zadeve:

Oslabitev kreditov strankam, ki niso banke

Na dan 31. decembra 2022 bruto vrednost kreditov strankam, ki niso banke: 2.084.601 tisoč EUR, pripadajoči popravek vrednosti zaradi oslabitve: 42.221 tisoč EUR in oslabitve pripoznane v izkazu poslovnega izida za tedaj končano leto: 6.748 tisoč EUR (31. decembra 2021: bruto vrednost kreditov strankam, ki niso banke: 1.935.733 tisoč EUR, popravek vrednosti zaradi oslabitve: 56.280 tisoč EUR in oslabitve pripoznane v izkazu poslovnega izida za tedaj končano leto: 5.327 tisoč EUR).

Glej računovodske usmeritve - Glavne postavke računovodskih izkazov - Izkaz finančnega položaja, Pomembne računovodske usmeritve - Tveganja in negotovost v zvezi z uporabo ocen, Pojasnilo 5.4 Krediti strankam, ki niso banke, Pojasnilo 41 Oslabitev in Pojasnilo Kreditno tveganje

Ključna revizijska zadeva	Naš odziv
<p>Popravki vrednosti zaradi oslabitve predstavljajo najboljšo oceno posloводства glede pričakovane kreditne izgube ("ECL") v okviru kreditov strankam, ki niso banke ("kreditni", "izpostavljenosti"), na datum poročanja. Osredotočili smo se na to področje, saj določitev popravkov vrednosti od posloводства zahteva pomembno presojo in zapletene predpostavke.</p> <p>Banka izračunava popravke vrednosti za pričakovane kreditne izgube v skladu z zahtevami MSRP 9 Finančni instrumenti na podlagi ECL modela, v skladu s katerim se ti popravki vrednosti merijo kot 12-mesečne pričakovane kreditne izgube ali vseživljenjske pričakovane kreditne izgube, odvisno od tega, ali se je kreditno tveganje od začetnega pripoznanja pomembno povečalo ali ne.</p> <p>Popravki vrednosti zaradi oslabitve za donosne izpostavljenosti (1. in 2. skupina znotraj MSRP</p>	<p>Revizijski postopki, ki smo jih na tem področju izvajali s pomočjo lastnih strokovnjakov za informacijsko tehnologijo (IT) in upravljanje finančnih tveganj, so med drugim vključevali:</p> <ul style="list-style-type: none"> pregled ECL metodologije banke za oslabitvev, vključno s pripadajočimi modeli, in oceno njihove skladnosti z ustreznim regulativnim okvirom in okvirom finančnega poročanja; ustrezno poizvedovanje pri bančnem osebju za upravljanje tveganj in IT osebju, z namenom pridobitve vpogleda v proces oslabitve kreditov, IT aplikacij, ki se pri tem uporabljajo, ter ključnih virov podatkov in predpostavk v ECL modelu; testiranje zasnove, izvajanja in učinkovitosti delovanja izbranih kontrol v okviru postopka merjenja oslabitvev, vključno glede

<p>hierarhije) in nedonosne izpostavljenosti (3. skupina v hierarhiji), ki ne presegajo 100 tisoč EUR, se določijo s tehnikami modeliranja (skupno, "skupni popravek vrednosti"). Predpostavke modela vključujejo pretekle izkušnje, ugotavljanje izpostavljenosti z bistvenim poslabšanjem kreditne kakovosti in neplačane izpostavljenosti, v prihodnost usmerjene informacije in presojo posloводства.</p> <p>Pri izpostavljenostih 3. skupine, ki presegajo 100 tisoč EUR, se pri analizi oslabitve uporabi analiza diskontiranih denarnih tokov, ki temelji na poznavanju vsakega posameznega posojilojemalca in pogosto tudi na oceni izdržljive vrednosti zadevnega zavarovanja.</p> <p>Kreditno okolje v letu 2022 je sicer odražalo okrevanje po pandemiji COVID-19, vendar tudi neugodne spremembe gospodarskih obetov, motnje na energetskih in drugih blagovnih trgih ter upočasnitev gospodarske rasti, pa tudi povečane inflacijske pritiske in zvišanje obrestnih mer.</p> <p>Zaradi zgoraj navedenih dejavnikov, vključno z bistveno večjo negotovostjo ocene, ki izhaja iz trenutnih nestanovitnih gospodarskih obetov, smo mnenja, da je oslabitev kreditov povezana z večjim tveganjem pomembno napačne navedbe v računovodskih izkazih. Posledično je to področje tekom revizije zahtevalo našo posebno pozornost in je kot tako opredeljeno kot ključna revizijska zadeva.</p>	<p>ugotavljanja primerov izgub in neplačila, ustreznostjo razvrščanja izpostavljenosti na donosne in nedonosne, izračunom dni zamude in določanjem prihodnjih makroekonomskih scenarijev.</p> <p>V zvezi s skupnim popravkom vrednosti oslabitev:</p> <ul style="list-style-type: none"> • poznavanje ključnih notranjih bonitetnih modelov za kredite ter ocenjevanje ustreznosti in zanesljivosti ključnih podatkov, ki jih ti modeli uporabljajo; • pridobivanje v prihodnost usmerjenih informacij in ključnih makroekonomskih napovedanih spremenljivk, ki jih banka uporablja pri ocenjevanju ECL. Neodvisno ocenjevanje informacij s sklicevanjem na javno dostopna zunanja tržna poročila ter potrdilne poizvedbe pri članih uprave; • izpodbijanje ključnih parametrov v skupnem ECL modelu, kot sta verjetnost neplačila (PD) in izguba ob neplačilu (LGD), med drugim s sklicevanjem na lastno analizo podatkov banke o preteklih neplačilih in realiziranih izgubah ob teh neplačilih; • ocenjevanje ključnih prekrivanj ECL modela, ki ga banka uporablja, na osnovi našega znanja o panogi in razumevanja makroekonomskih razmer. <p>V zvezi s posamično izračunanimi popravki vrednosti:</p> <ul style="list-style-type: none"> • za vzorec izpostavljenosti, ki temelji na tveganju, ocenjevanje obstoja kakršnih koli sprožilcev za razvrstitev v 2. ali 3. skupino, s sklicevanjem na osnovno dokumentacijo (kreditne mape), poizvedbe pri kreditnih referentih in osebju za upravljanje kreditnega tveganja ter upoštevanje poslovnih dejavnosti in preteklega servisiranja dolga zadevnih strank ter trenutnih tržnih razmer. <p>V zvezi z vsemi popravki vrednosti:</p> <ul style="list-style-type: none"> • kritično ocenjevanje splošne utemeljenosti popravkov vrednosti, vključno deleža bruto nedonosne izpostavljenosti v skupni bruto izpostavljenosti in pokritosti z rezervacijami za nedonosne kredite; • ovrednotenje točnosti in popolnosti razkritij v računovodskih izkazih glede pričakovanih kreditnih izgub ob upoštevanju zahtev ustreznega okvira računovodskega poročanja.
---	--

Druge zadeve

Računovodske izkaze Banke za leto, ki se je končalo na dan 31. decembra 2021 je revidirala druga revizijska družba, ki je dne 15. februarja 2022 o teh računovodskih izkazih izrazila neprilagojeno mnenje.

Druge informacije

Za druge informacije je odgovorno posloводство. Druge informacije obsegajo poslovno poročilo, razen Poročila nadzornega sveta, ki je sestavni del letnega poročila. Druge informacije ne vključujejo računovodskih izkazov in našega revizorjevega poročila o njih.

Naše mnenje o računovodskih izkazih ne vključuje drugih informacij, in, razen v obsegu, ki je drugače izrecno naveden v našem poročilu, o njih ne izražamo nikakršnega zagotovila.

V povezavi z opravljeno revizijo računovodskih izkazov je naša odgovornost prebrati druge informacije in pri tem presoditi, ali so druge informacije pomembno neskladne računovodskimi izkazi, zakonskimi zahtevami ali našim poznavanjem, pridobljenim pri revidiranju, ali se kako drugače kažejo kot pomembno napačne.

Vezano na poslovno poročilo smo presodili ali vključuje razkritja, kot jih zahteva Zakon o gospodarskih družbah, veljaven od 4. maja 2006 (Uradni list RS št. 42/2006 s spremembami in dopolnitvami - v nadaljevanju »zakonska določila«). Na osnovi postopkov, ki smo jih opravili pri reviziji računovodskih izkazov in na osnovi zgoraj opisanih postopkov menimo:

- da so informacije v poslovnem poročilu za poslovno leto, za katero so pripravljene računovodski izkazi, v vseh pomembnih pogledih skladne z informacijami v računovodskih izkazih; ter
- da je bilo poslovno poročilo v vseh pomembnih pogledih pripravljeno v skladu z zakonskimi določili.

Poleg tega smo v luči poznavanja in razumevanja Banke in okolja, v katerem ta posluje, ki smo ga pridobili pri opravljanju revizije, dolžni poročati, če bi zaznali pomembno napako v poslovnem poročilu. V zvezi s tem nimamo o čem poročati.

Odgovornost posloводства in pristojnih za upravljanje za računovodske izkaze

Posloводство je odgovorno, da pripravi računovodske izkaze, ki podajajo resničen in pošten prikaz v skladu z MSRP, kot jih je sprejela EU in za tako notranje kontroliranje, kot je v skladu z odločitvijo posloводства potrebno, da omogoči pripravo računovodskih izkazov, ki ne vsebujejo pomembno napačne navedbe zaradi prevare ali napake.

Posloводство je pri pripravi računovodskih izkazov odgovorno za oceno sposobnosti Banke, da nadaljuje kot delujoče podjetje, razkritje zadev, povezanih z delujočim podjetjem in uporabo predpostavke delujočega podjetja kot osnove za računovodenje, razen če namerava posloводство podjetje likvidirati ali zaustaviti poslovanje, ali če nima druge možnosti, kot da napravi eno ali drugo.

Pristojni za upravljanje so odgovorni za nadzorovanje postopka računovodskega poročanja Banke.

Revizorjeva odgovornost za revizijo računovodskih izkazov

Naši cilji so pridobiti sprejemljivo zagotovilo o tem ali so računovodski izkazi kot celota brez pomembno napačne navedbe zaradi prevare ali napake, in izdati revizorjevo poročilo, ki vključuje naše mnenje. Sprejemljivo zagotovilo je visoka stopnja zagotovila, vendar ni jamstvo, da bo revizija, opravljena v skladu z MSR in Uredbo EU št. 537/2014, vedno odkrila pomembno napačno navedbo, če ta obstaja. Napačne navedbe lahko izhajajo iz prevare ali napake ter se štejejo za pomembne, če je upravičeno pričakovati, da posamično ali skupaj vplivajo na gospodarske odločitve uporabnikov, sprejete na podlagi teh računovodskih izkazov.

Med izvajanjem revidiranja v skladu z MSR uporabljamo strokovno presojo in ohranjamo poklicno nezaupljivost. Prav tako:

- prepoznamo in ocenimo tveganja pomembno napačne navedbe v računovodskih izkazih, bodisi zaradi napake ali prevare, oblikujemo in izvajamo revizijske postopke kot odzive na ocenjena tveganja ter pridobimo zadostne in ustrezne revizijske dokaze, ki zagotavljajo podlago za naše mnenje. Tveganje, da ne bomo odkrili napačne navedbe, ki izvira iz prevare, je višje od tistega, povezanega z napako, saj prevara lahko vključuje skrivne dogovore, ponarejanje, namerno opustitev, napačno razlago ali izogibanje notranjim kontrolam;
- se seznanimo z notranjimi kontrolami, pomembnimi za revizijo z namenom oblikovanja revizijskih postopkov, ki so okoliščinam primerni, vendar ne z namenom izraziti mnenje o učinkovitosti notranjih kontrol Banke;
- presodimo ustreznost uporabljenih računovodskih usmeritev in razumnost računovodskih ocen ter z njimi povezanih razkritij posloводства;
- na podlagi pridobljenih revizijskih dokazov o obstoju pomembne negotovosti glede dogodkov ali okoliščin, ki zbujejo dvom v sposobnost Banke, da nadaljuje kot delujoče podjetje, sprejmemo sklep o primernosti poslovodske uporabe predpostavke delujočega podjetja, kot podlage računovodenja. Če sklenemo, da obstaja pomembna negotovost, smo dolžni v revizorjevem poročilu opozoriti na ustrezna razkritja v računovodskih izkazih ali, če so taka razkritja neustrezna, prilagoditi mnenje. Naši sklepi temeljijo na revizijskih dokazih, pridobljenih do datuma izdaje revizorjevega poročila. Kasnejši dogodki ali okoliščine lahko povzročijo prenehanje Banke kot delujočega podjetja;
- ovrednotimo splošno predstavitev, strukturo in vsebino računovodskih izkazov vključno z razkritji ter ovrednotimo ali računovodski izkazi predstavljajo zadevne posle in dogodke na način, da je dosežena poštena predstavitev.

Pristojne za upravljanje med drugim obveščamo o načrtovanem obsegu in času revidiranja in pomembnih revizijskih ugotovitvah vključno z morebitnimi pomanjkljivostmi notranjih kontrol, ki jih zaznamo med našo revizijo.

Pristojnim za upravljanje posredujemo tudi izjavo o spoštovanju etičnih zahtev v zvezi z neodvisnostjo in jim predstavimo vsa razmerja in druge zadeve, ki bi morebiti lahko vplivale na našo neodvisnost ter kjer je to primerno, o sprejetju ustreznih ukrepov za odstranitev takšnih groženj ali o uporabljenih varovalih.

Izmed zadev, ki smo jih predstavili pristojnim za upravljanje, določimo tiste zadeve, ki so bile najpomembnejše pri reviziji računovodskih izkazov tekočega obdobja in so zato ključne revizijske zadeve. Te zadeve opišemo v našem revizorjevem poročilu, razen če zakoni ali predpisi omejujejo javno razkritje zadeve ali ko v izredno redkih okoliščinah opredelimo, da naj zadeve ne bi vključili v naše poročilo zaradi negativnih posledic.

Poročilo o drugih pravnih in regulatornih zadevah

Delničarji so nas na seji skupščine 15. decembra 2021 imenovali za revizorja računovodskih izkazov Banke za leto, ki se je končalo 31. decembra 2022. Obdobje neprekinjenega izvajanja revizije traja 1 leto.

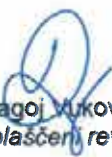
Potrjujemo, da:

- je naše revizijsko mnenje skladno z dodatnim poročilom, ki je bilo predloženo revizijski komisiji Banke dne 20. februarja 2023;
- nismo izvajali nedovoljenih nerevizijskih storitev, kot so navedene v 5. členu Uredbe EU št. 537/2014. Tudi med izvedbo revizije smo ostali neodvisni od revidirane Banke.

Za Banko v obdobju na katero se nanašajo računovodski izkazi, poleg obvezne revizije in drugih storitev, razkritih v poslovnem poročilu ali računovodskih izkazih Banke, nismo opravili nobenih drugih storitev.

V imenu revizijske družbe

KPMG SLOVENIJA,
podjetje za revidiranje, d.o.o.


Domagoj Mirković, FCCA
Pooblaščen revizor
Partner

KPMG Slovenija, d.o.o.
1

Ljubljana, 22. februar 2023

Računovodski izkazi

Izkaz finančnega položaja	67
Izkaz poslovnega izida	69
Izkaz vseobsegajočega donosa	70
Izkaz sprememb lastniškega kapitala	71
Izkaz denarnih tokov	74
Povzetek računovodskih usmeritev	76
Pojasnila k računovodskim izkazom	92
Izjava upravljalnega organa o ustreznosti ureditev upravljanja tveganj	127
Bančna tveganja	128

Izkaz finančnega položaja

Vsebina	Pojasnilo	Banka	
		31. 12. 2022	31. 12. 2021
Denar v blagajni, stanje na računih pri centralnih bankah in vpogledne vloge pri bankah	1	745.963	751.685
Finančna sredstva v posesti za trgovanje	2	75.619	23.680
Finančna sredstva, obvezno merjena po pošteni vrednosti prek poslovnega izida, ki niso v posesti za trgovanje	3	2.373	2.323
Finančna sredstva, merjena po pošteni vrednosti prek drugega vseobsegajočega donosa	4	296.708	285.485
Finančna sredstva, merjena po odplačni vrednosti	5	2.164.531	1.969.431
Dolžniški vrednostni papirji		33.389	33.353
Krediti bankam		64.989	53.853
Krediti strankam, ki niso banke		2.042.380	1.879.453
Druga finančna sredstva		23.773	2.772
Izvedeni finančni instrumenti, namenjeni varovanju	6	103.224	12.852
Spremembe poštene vrednosti skupine varovanih postavk pred obrestnim tveganjem	7	(72.996)	5.096
Opredmetena sredstva	8	12.493	14.728
Opredmetena osnovna sredstva		12.493	14.728
Neopredmetena sredstva	9	13.608	14.133
Terjatve za davek od dohodkov pravnih oseb	10	698	-
Odložene terjatve za davek		698	-
Druga sredstva	11	2.080	2.511
Nekratkoročna sredstva v posesti za prodajo in ustavljeno poslovanje	12	2.120	1
SKUPAJ SREDSTVA		3.346.421	3.081.924
Finančne obveznosti v posesti za trgovanje	13	69.550	20.535
Finančne obveznosti, merjene po odplačni vrednosti	14	2.930.646	2.731.367
Vloge bank in centralnih bank		98.928	19.433
Vloge strank, ki niso banke		2.531.694	2.219.984
Krediti bank in centralnih bank		233.720	443.803
Dolžniški vrednostni papirji		18.066	18.013
Druge finančne obveznosti		48.238	30.133
Izvedeni finančni instrumenti, namenjeni varovanju	15	81.691	19.597
Spremembe poštene vrednosti skupine varovanih postavk pred obrestnim tveganjem	16	(73.939)	4.556
Rezervacije	17	19.905	23.169
Obveznosti za davek od dohodkov pravnih oseb	10	4.164	1.605
Obveznosti za davek		4.164	447
Odložene obveznosti za davek		-	1.158
Druge obveznosti	18	4.160	4.191
SKUPAJ OBVEZNOSTI		3.036.177	2.805.020
Osnovni kapital	19	20.384	20.384
Kapitalske rezerve	20	107.760	107.760
Akumulirani drugi vseobsegajoči donos	21	(1.879)	6.150
Rezerve iz dobička	22	99.777	99.777
Zadržani dobiček / izguba vključno s čistim dobičkom / izgubo poslovnega leta	23	84.202	42.832
SKUPAJ KAPITAL		310.244	276.904
SKUPAJ OBVEZNOSTI IN KAPITAL		3.346.421	3.081.924

Lorenzo Ramajola
Predsednik uprave

Veronica Tomasoni
Članica uprave

Ivanka Prezhdarova
Članica uprave

Tsvetelin Minchev
Član uprave

Tanja Turk
Članica uprave

Izkaz poslovnega izida

Izkaz poslovnega izida

EUR 1.000 Vsebina	Pojasnilo	Banka	
		2022	2021
Prihodki iz obresti	24	53.992	50.658
Odhodki za obresti	25	(9.563)	(10.518)
Čiste obresti		44.429	40.140
Prihodki iz dividend	26	3.408	1.004
Prihodki iz opravnin (provizij)	27	31.523	29.645
Odhodki za opravnine (provizije)	28	(8.997)	(8.140)
Čiste opravnine (provizije)		22.526	21.505
Čisti dobički / izgube iz finančnih sredstev in obveznosti, ki niso merjeni po pošteni vrednosti prek poslovnega izida	29	3.386	487
Čisti dobički / izgube iz finančnih sredstev in obveznosti v posesti za trgovanje	30	7.144	5.737
Čisti dobički / izgube iz finančnih sredstev, obvezno merjenih po pošteni vrednosti prek poslovnega izida, ki niso v posesti za trgovanje	31	(130)	2.385
Spremembe poštene vrednosti pri obračunavanju varovanj pred tveganji	32	(670)	(690)
Čisti dobički / izgube iz tečajnih razlik	33	560	(7)
Čisti dobički / izgube iz odprave pripoznanja nefinančnih sredstev	34	(168)	13
Drugi čisti poslovni dobički / izgube	35	1.516	1.479
Administrativni stroški	36	(39.982)	(38.822)
Vplačila v sklad za reševanje in sistem zajamčenih vlog	37	(2.579)	(2.620)
Amortizacija	38	(6.209)	(6.361)
Čisti dobički / izgube ob spremembi pogojev odplačevanja finančnih sredstev	39	28	6
Rezervacije	40	1.254	(3.512)
Oslabitve	41	(7.285)	(5.364)
Čisti dobički / izgube iz nekratkoročnih sredstev v posesti za prodajo, in z njimi povezanimi obveznostmi	42	20.545	12
DOBIČEK / IZGUBA IZ REDNEGA POSLOVANJA		47.773	15.394
Davek iz dohodka pravnih oseb iz rednega poslovanja	43	(6.403)	(2.574)
ČISTI DOBIČEK / IZGUBA POSLOVNEGA LETA		41.370	12.819
Osnovni in popravljeni čisti dobiček / izguba na delnico (EUR)	23	8,46	2,62


Lorenzo Ramajola
Predsednik uprave

Veronica Tomasoni
Članica uprave

Ivanka Prezhdarova
Članica uprave

Tsvetelin Minchev
Član uprave

Tanja Turk
Članica uprave

Izkaz vseobsegajočega donosa

EUR 1.000	Vsebina	Pojasnilo	Banka	
			2022	2021
	Čisti dobiček / izguba poslovnega leta po obdavčitvi		41.370	12.819
	Drugi vseobsegajoči donos po obdavčitvi	21	(8.030)	(1.786)
	Postavke, ki pozneje ne bodo prerazvrščene v poslovni izid		(532)	(36)
	Aktuarski dobički / izgube v zvezi s pokojninskimi načrti z določenimi zasluzki		291	134
	Dobički/izgube v zvezi s spremembami poštene vrednosti naložb v lastniške instrumente, merjenih po pošteni vrednosti prek drugega vseobsegajočega donosa		(982)	(197)
	Davek iz dohodka pravnih oseb v zvezi s postavkami, ki ne bodo prerazvrščene v poslovni izid		159	27
	Postavke, ki se lahko pozneje prerazvrstijo v poslovni izid		(7.498)	(1.750)
	Dobički / izgube v zvezi z varovanjem denarnih tokov (uspešni del varovanja)	21	(542)	(928)
	Dobički / izgube iz prevrednotenja, izkazani v kapitalu		(121)	(177)
	Prenos dobičkov / izgub v poslovni izid		(421)	(751)
	Dobički / izgube v zvezi z naložbami v dolžniške finančne instrumente, merjenimi po pošteni vrednosti prek drugega vseobsegajočega donosa	21	(8.714)	(1.233)
	Dobički / izgube iz prevrednotenja, izkazani v kapitalu		(8.713)	(1.204)
	Prenos dobičkov / izgub v poslovni izid		(1)	(29)
	Davek iz dohodka pravnih oseb v zvezi s postavkami, ki se lahko pozneje prerazvrstijo v poslovni izid	21	1.759	411
	VSEOBSEGAJOČI DONOS POSLOVNEGA LETA PO OBDAVČITVI		33.341	11.033

Pojasnila so sestavni del računovodskih izkazov.



Lorenzo Ramajola
Predsednik uprave



Veronica Tomasoni
Članica uprave



Ivanka Prezhdarova
Članica uprave



Tsvetelin Minchev
Član uprave



Tanja Turk
Članica uprave

Izkaz sprememb lastniškega kapitala

2022

Vsebina	Akumulirani drugi vseobsegajoči donos							Zadržani dobiček / izguba vključno s čistim dobičkom / izgubo poslovnega leta	Skupaj kapital
	Osnovni kapital	Kapitalske rezerve	Varovanje denarnih tokov	Finančna sredstva, merjena po pošteni vrednosti prek drugega donosa	Aktuarski čisti dobički / izgube za pokojninske programe	Rezerve iz dobička			
ZAČETNO STANJE V POSLOVNEM OBDOBJU	20.384	107.760	465	5.105	580	99.777	42.832	276.904	
Vseobsegajoči donos poslovnega leta po obdavčitvi	-	-	(438)	(7.854)	262	-	41.370	33.341	
KONČNO STANJE V POSLOVNEM OBDOBJU	20.384	107.760	27	(2.748)	842	99.777	84.202	310.244	
BILANČNI DOBIČEK POSLOVNEGA LETA							84.202	84.202	

2021

Vsebina	Akumulirani drugi vseobsegajoči donos							Zadržani dobiček / izguba vključno s čistim dobičkom / izgubo poslovnega leta	Skupaj kapital
	Osnovni kapital	Kapitalske rezerve	Varovanje denarnih tokov	Finančna sredstva razpoložljiva za prodajo	Aktuarski čisti dobički / izgube za pokojninske programe	Rezerve iz dobička			
ZAČETNO STANJE V POSLOVNEM OBDOBJU	20.384	107.760	1.217	6.264	456	129.777	13.896	279.753	
Vseobsegajoči donos poslovnega leta po obdavčitvi	-	-	(752)	(1.158)	123	-	12.819	11.032	
Izplačilo (obračun) dividend	-	-	-	-	-	-	(13.882)	(13.882)	
Drugi prenosi med sestavinami lastniškega kapitala*						(30.000)	30.000	-	
KONČNO STANJE V POSLOVNEM OBDOBJU	20.384	107.760	465	5.105	580	99.777	42.832	276.904	
BILANČNI DOBIČEK POSLOVNEGA LETA							42.832	42.832	

Kapital je v celoti kapital lastnikov obvladujoče Banke.

Pojasnila so sestavni del računovodskih izkazov.



Lorenzo Ramajola
Predsednik uprave



Veronica Tomasoni
Članica uprave



Ivanka Prezhdarova
Članica uprave



Tsvetelin Minchev
Član uprave



Tanja Turk
Članica uprave

Izkaz denarnih tokov

EUR 1.000		Banka	
Vsebina	Pojasnilo	2022	2021
A. DENARNI TOKOVI PRI POSLOVANJU			
a) Čisti poslovni izid pred obdavčitvijo		47.773	15.394
Amortizacija		6.209	6.361
Oslabitve / (odprava oslabitev) naložb v dolžniške finančne instrumente, merjenih po pošteni vrednosti prek drugega vseobsegajočega donosa		1	(29)
Oslabitve / (odprava oslabitev) kreditov in drugih finančnih sredstev, merjenih po odplačni vrednosti		7.272	5.393
Oslabitve opredmetenih osnovnih sredstev, naložbenih nepremičnin, neopredmetenih sredstev in drugih sredstev		163	-
Čisti (dobički)/izgube iz tečajnih razlik		(560)	7
Čisti (dobički) / izgube ob spremembi pogojev odplačevanja dolžniških finančnih instrumentov		(28)	(6)
Čisti (dobički)/izgube pri prodaji opredmetenih osnovnih sredstev		168	(13)
Drugi (dobički)/izgube iz naložbenja		(3.408)	(1.004)
Drugi (dobički)/izgube iz financiranja		670	690
Nerealizirani (dobički)/izgube iz finančnih sredstev, ki so merjena po pošteni vrednosti in so sestavni del denarnih ustreznikov		130	-
Čisti nerealizirani (dobički)/izgube iz nekratkoročnih sredstev v posesti za prodajo in ustavljeno poslovanje in z njimi povezanimi obveznostmi		(20.381)	-
Druge prilagoditve čistega poslovnega izida pred obdavčitvijo		(6.118)	(7.546)
Denarni tokovi pri poslovanju pred spremembami poslovnih sredstev in obveznosti		31.891	19.247
b) (Povečanja) / zmanjšanja poslovnih sredstev (brez denarnih ekvivalentov)		(272.246)	(35.796)
Čisto (povečanje)/zmanjšanje finančnih sredstev v posesti za trgovanje		(51.939)	(2.499)
Čisto (povečanje) / zmanjšanje finančnih sredstev, obvezno merjenih po pošteni vrednosti prek poslovnega izida, ki niso v posesti za trgovanje		(50)	5.528
Čisto (povečanje)/zmanjšanje finančnih sredstev, merjenih po pošteni vrednosti prek drugega vseobsegajočega donosa		(11.223)	38.205
Čisto (povečanje) / zmanjšanje kreditov in drugih finančnih sredstev, merjenih po odplačni vrednosti		(195.065)	(96.860)
Čisto (povečanje)/zmanjšanje izvedenih finančnih sredstev, namenjenih varovanju		(12.281)	19.737
Čisto (povečanje)/zmanjšanje nekratkoročnih sredstev v posesti za prodajo		(2.119)	(1)
Čisto (povečanje)/zmanjšanje drugih sredstev		431	94
c) Povečanja / (zmanjšanja) poslovnih obveznosti:		437.470	(27.296)
Čisto povečanje / (zmanjšanje) finančnih obveznosti v posesti za trgovanje		49.015	6.055
Čisto povečanje/(zmanjšanje) vlog in najetih kreditov, merjenih po odplačni vrednosti		391.205	(462)
Čisto povečanje/(zmanjšanje) izvedenih finančnih obveznosti, namenjenih varovanju		(16.401)	(29.415)
Čisto povečanje/(zmanjšanje) drugih obveznosti		13.651	(3.473)
č) Denarni tokovi pri poslovanju (a+b+c)		197.116	(43.845)
d) (Plačani) / vrjnjeni davek na dohodek pravnih oseb		2.503	(775)
e) Neto denarni tokovi pri poslovanju (č+d)		199.619	(44.620)

Izkaz denarnih tokov

B.	DENARNI TOKOVI PRI NALOŽBENJU			
a)	Prejemki pri naložbenju		3.410	1.017
	Prejemki pri prodaji opredmetenih sredstev		2	13
	Drugi prejemki iz naložbenja		3.408	1.004
b)	Izdatki pri naložbenju		(4.783)	(5.633)
	(Izdatki pri nakupu opredmetenih sredstev)		(1.469)	(1.709)
	(Izdatki pri nakupu neopredmetenih sredstev)		(3.314)	(3.924)
c)	Neto denarni tokovi pri naložbenju (a-b)		(1.373)	(4.616)
C.	DENARNI TOKOVI PRI FINANCIRANJU			
a)	Prejemki pri financiranju		2.081	18.013
	Prejemki od izdaje delnic in drugih kapitalskih instrumentov		-	18.013
	Drugi prejemki, povezani s financiranjem		2.081	-
b)	Izdatki pri financiranju		(205.681)	(13.882)
	(Plačane dividende)		-	(13.882)
	(Druga izplačila, povezana s financiranjem)		(205.681)	-
c)	Neto denarni tokovi pri financiranju (a-b)		(203.600)	4.131
D.	Učinki spremembe deviznih tečajev na denarna sredstva in njihove ustreznike		(368)	2.264
E.	Čisto povečanje denarnih sredstev in denarnih ustreznikov (Ae+Bc+Cc)		(5.354)	(45.105)
F.	Denarna sredstva in njihovi ustrezniki na začetku obdobja	1.	751.685	794.526
G.	Denarna sredstva in njihovi ustrezniki na koncu obdobja (D+E+F)	1.	745.963	751.685

Lorenzo Ramajola
Predsednik uprave

Veronica Tomasoni
Članica uprave

Ivanka Prezhdarova
Članica uprave

Tsvetelin Minchev
Član uprave

Tanja Turk
Članica uprave

Povzetek računovodskih usmeritev

A. Računovodske politike

A.1 Splošne informacije

A.1.1 Osnovni podatki

UniCredit Banka Slovenija d.d. je poslovna banka s sedežem v Sloveniji, ki nudi široko paleto finančnih storitev pravnim in fizičnim osebam. Banka je bila registrirana kot delniška družba 24. januarja 1991. Njen sedež je na Ameriški ulici 2, Ljubljana, Slovenija. Dne 31. decembra 2011 je imela Banka skupno 18 poslovnih enot po vsej Sloveniji. Banka je hčerinska banka UniCredit S.p.A. s sedežem v Milanu, Piazza Gae Aulenti 3 - Tower A, Italija, ki je tudi matična banka. Izkazi UniCredit Banka Slovenija so del konsolidiranih izkazov matične skupine UniCredit S.p.a., ki so dosegljivi na <https://www.unicredit.eu/>.

Banka je julija 2022 odsvojila svojo hčerinsko družbo, zato so računovodski izkazi za leto 2022 pripravljene posamično, za samo Banko.

A 1.2. Izjava o skladnosti z MSRP

Računovodski izkazi so bili pripravljene v skladu z Mednarodnimi standardi računovodskega poročanja (MSRP), ki jih je objavil Odbor za mednarodne računovodske standarde (International Accounting Standards Board, IASB), vključno s pojasnili, ki sta jih izdala Strokovni odbor za pojasnjevanje Standards Interpretations Committee, SIC) in Odbor za pojasnjevanje mednarodnih standardov računovodskega poročanja (International Financial Reporting Interpretations Committee, IFRIC), in jih je sprejela Evropska komisija do 31. decembra 2022.

A.2. Splošne usmeritve za pripravo računovodskih izkazov

Računovodski izkazi vključujejo izkaz finančnega položaja, izkaz poslovnega izida, izkaz drugega vseobsegajočega donosa, izkaz sprememb lastniškega kapitala, izkaz denarnega toka (pripravljen z uporabo "posredne metode") in pojasnila k računovodskim izkazom. Računovodski izkazi in pojasnila so na dan 31. 12. 2022 pripravljene posamično s primerjalnimi podatki za preteklo poslovno leto.

Številke v računovodskih izkazih in opombe k računovodskim izkazom so podane v tisočih EUR, razen če ni drugače določeno. Prikazane številke so zaokrožene na najbližjo celoto, zaradi česar lahko pride do nepomembnih razlik ob zaokroževanju.

Računovodski izkazi so pripravljene na podlagi poštene vrednosti za finančna sredstva, merjena po pošteni vrednosti prek poslovnega izida, kot tudi finančna sredstva, merjena po pošteni vrednosti prek drugega vseobsegajočega donosa. Druga finančna sredstva in obveznosti ter nefinančna sredstva in obveznosti so izkazani po amortizirani ali nabavni vrednosti.

A.2.1. Tveganja in negotovost v zvezi z uporabo ocen

V skladu z MSRP mora poslovodstvo dati sodbe, ocene in predpostavke, ki vplivajo na uporabo računovodskih načel ter zneske sredstev/obveznosti ter prihodkov in odhodkov, poročanih v računovodskih izkazih, ter razkrije pogojnih sredstev in obveznosti.

Ocene in s tem povezane predpostavke temeljijo na predhodnih izkušnjah in razpoložljivem informacijskem okviru glede na sedanje in pričakovane okoliščine ter so bile uporabljene za oceno knjigovodske vrednosti sredstev in obveznosti, ki niso takoj na voljo iz drugih virov.

Ocene in predpostavke se redno pregledajo. Kakršnekoli spremembe, ki izhajajo iz pregledov, se priznajo v obdobju, v katerem je izpeljan pregled, pod pogojem, da se sprememba nanaša samo na to obdobje. Če se pregled nanaša tako na trenutno kot na prihodnje obdobje, se ustrezno pripozna tako v trenutnih kot v prihodnjih obdobjih.

Za pripoznavanje in merjenje nekaterih glavnih postavk v računovodskih izkazih na dan 31. decembra 2022 so bile uporabljene ocenjene vrednosti, kot je določeno v zgoraj navedenih računovodskih usmeritvah, izkazih in predpisih.

Na trenutne tržne razmere še naprej vpliva visoka stopnja negotovosti tako glede kratkoročnih kot srednjeročnih napovedi. Ekonomske posledice, ki izhajajo iz zaostrenih geopolitičnih razmer, se stopnjujejo in poslabšujejo napovedi za gospodarstvo euroobmočja ter povečujejo pritisk na rast inflacije. Glede na makroekonomske projekcije ECB, posodobljene decembra 2022, se v euroobmočju obetajo šibka rast, močna in vztrajna inflacija, visoke obrestne mere in apreciacija evra. Negativne gospodarske posledice naj bi delno ublažili fiskalni ukrepi za blažitev posledic energetske krize, ki bodo leta 2023 podprli gospodarsko rast, pri čemer pa se bo to izravnalo z ukinitvijo predhodne fiskalne podpore, povezane s COVID-19. Zaradi obsežnih zalog zemeljskega plina in stalnih prizadevanj za zmanjšanje potreb in nadomeščanje ruskega plina z alternativnimi viri naj bi se euroobmočje v obdobju projekcij izognilo potrebi po obveznem zmanjšanju proizvodnje energije, kljub temu pa ostajajo povečana tveganja za motnje v oskrbi z energijo (za zimo 2023-2024), ki bi lahko imele negativne gospodarske posledice. V srednjeročnem obdobju je pričakovati, da se bo z uravnoteženjem energetskega trga negotovost zmanjšala, gospodarska rast pa se bo ponovno okrepila. Skupna inflacija bo v kratkoročnem obdobju predvidoma ostala izjemno visoka, v letu 2023 pa naj bi se postopoma zniževala. Evropski organ za vrednostne papirje in trge (ESMA) je objavil dokument ("Skupne evropske nadzorniške prioritete za pregled letnih poročil za poslovno leto 2022"), v katerem so navedena najpomembnejša področja za nadzor in ocenjevanje izpolnjevanja zahtev glede poročanja za letna poročila za poslovno leto 2022. Organ ESMA zlasti ugotavlja, da morajo biti v računovodskih izkazih ocenjeni in izraženi učinki sedanjega makroekonomskega okolja (pandemija, inflacija, višje obrestne mere, poslabšanje poslovnega okolja, geopolitična tveganja in negotovosti glede prihodnjih obetov), ter ponovno opozarja na vprašanja iz svojih prejšnjih objav v zvezi z delujočim podjetjem, oslabitvijo sredstev, negotovostjo ocen, pomembnimi računovodskimi presojami in predstavitev računovodskih izkazov.

Povzetek računovodskih usmeritev

V zvezi z že omenjeno negotovostjo in ob upoštevanju zgoraj navedene objave organa ESMA sta UniCredit S.p.A. in UniCredit bank d.d. določili različne makroekonomske scenarije, ki se bodo uporabljali v postopkih ocenjevanja računovodskih izkazov za leto 2022.

Poleg osnovnega scenarija (t. i. "Blaga recesija"), v katerem se odražajo pričakovanja glede makroekonomskih trendov, ki veljajo za najverjetnejša, je bil oblikovan tudi Scenarij nazadovanja (t. i. "Huda recesija"), pri katerem gre za projekcijo zniževanja makroekonomskih parametrov in posledično pričakovane donosnosti poslovanja. Zaradi vztrajajoče stopnje negotovosti v pristop ni bil vključen pozitivni scenarij (zato je bil pozitiven scenarij ponderiran z nič odstotki). Ti scenariji se uporabljajo za test vzdržnosti odloženih terjatev za davke in za izračun rezervacij za izgube iz posojil.

Najpomembnejše računovodske ocene so pojasnjene v tem poglavju, v točkah od A.2.2. do A.2.7., medtem ko so vse druge pojasnjene med podrobnimi opombami k računovodskim izkazom.

Vplivi na izjavo o delujočem podjetju

Vodstvo je opazilo povečanje geopolitičnih napetosti med Rusko federacijo in Ukrajino v letu 2022 ter sankcije, ki jih je več držav uvedlo Rusiji, ki je odgovorila s protisankcijami. Takšni dogodki so povzročili pomembno negotovost v makroekonomskih obetih glede BDP, stopnje inflacije in obrestnih mer. Poleg tega je vodstvo opazovalo razvoj pandemije Covid-19 in tekočo odpravo omejitve zadrževanja, ki so jo vlade uvedle od leta 2020.

Uprava je te okoliščine upoštevala pri presojah pomembnih postavk računovodskih izkazov in z zadostno gotovostjo verjame, da bo banka v nadaljevala z dobičkonostnim poslovanjem.

Posledično so bili ti računovodski izkazi v skladu z določili MRS 1 pripravljeni na podlagi predpostavke o delujočem podjetju.

A.2.3. Prevedba tuje valute

Funkcijska in predstavitevna valuta: Postavke v računovodskih izkazih so za leti 2021 in 2021 evidentirane v evrih, ki so funkcijska in predstavitevna valuta Banke. Če ni navedeno drugače, so zneski zaokroženi na najbližjo tisočico.

Transakcije in stanja: Transakcije v tuji valuti so pretvorjene v funkcijsko valuto z uporabo menjalnega tečaja Evropske centralne banke na dan posla. Vsak dobiček ali izguba, ki izhaja iz poravnave transakcij v tujih valutah ter iz pretvorbe denarnih postavk v tujih valutah v funkcijsko valuto, je poročan v izkazu poslovnega izida.

Valutni terminski posli se preračunajo v evre po sklenjenem terminskem tečaju.

Promptni menjalni tečaji, ki so bili uporabljeni pri pripravi izkaza finančnega položaja Banke na dan poročanja, so bili naslednji:

Valuta	31. 12. 2022	31. 12. 2021
CHF	0,9847	1,0802
USD	1,0666	1,2271

A.2.4. Pobotanje finančnega sredstva in finančne obveznosti

Finančna sredstva in finančne obveznosti so pobotane in je njihova čista vrednost izkazana v izkazu finančnega položaja le, kadar obstaja pravno uresničljiva pravica pobotati pripoznane zneske ter se namerava poravnati čisti znesek ali unovčiti sredstvo in hkrati poravnati obveznost.

A.2.5. Opredelitev poštene vrednosti

Banka dnevno vrednoti izvedene finančne instrumente, finančna sredstva merjena po pošteni vrednosti prek poslovnega izida, kot tudi finančna sredstva, merjena po pošteni vrednosti prek drugega vseobsegajočega donosa, na pošteno vrednost instrumenta. Opredelitev poštene vrednosti teh finančnih instrumentov zahteva uporabo metod vrednotenja, če tržna cena ni na razpolago. Za finančne instrumente, s katerimi se ne trguje pogosto in katerih cenovna transparentnost je nizka, je poštena vrednost manj objektivna in zahteva različno določene predpostavke, odvisne od več dejavnikov.

Glede na opredelitev poštene vrednosti, Banka v skladu z MSRP 13 razvršča finančna sredstva na tri ravni, ki so:

- Raven 1: Kot poštena vrednost se uporabi kotirana cena na delujočem trgu za identičen instrument.
- Raven 2: Poštena vrednost se določi na osnovi modelov vrednotenja, ki temeljijo predvsem na kotiranih cenah na delujočih trgih. Raven 2 vključuje tudi finančna sredstva, katerih poštena vrednost je določena na osnovi kotirane cene za identičen instrument, vendar zanje ne obstaja delujoč trg.
- Raven 3: Poštena vrednost se določi na osnovi modelov vrednotenja, ki ne temeljijo na zaznavnih tržnih podatkih. Vložek se šteje kot zaznavni vložek, če je tržna cena neposredno na razpolago ali jo je možno izpeljati iz tržne cene. Primeri vložkov za Raven 3 so denimo pretekle volatilitnosti ali obrestne mere za valute ter zapadlosti, za katere niso na razpolago finančni instrumenti s tržno ceno. Če vrednost finančnega instrumenta temelji na dejavnikih, za katere tržna cena ni na razpolago, lahko ob koncu obdobja poročanja vrednost teh dejavnikov izberemo iz nabora razumnih možnih alternativ. Za namen priprave finančnih izkazov so razumne vrednosti, ki so izbrane za takšne vložke, za katere ni na voljo tržne cene, usklajene s prevladujočimi razmerami na trgu ter s pristopom Banke, kar zadeva kontrolo vrednotenja.

Prilagoditve poštene vrednosti (PPV; angl. Fair Value Adjustments - FVA) predstavljajo razliko med ceno finančnega instrumenta, ki je pridobljena z uporabo modela vrednotenja, in njegovo pošteno vrednostjo, kot jo opredeljuje MSRP 13, ki odraža ceno, po kateri bi bila lahko naložba zaprta na trgu. Metodologija PPV Banke upošteva naslednje vhodne elemente:

- pozitivne in negativne profile izpostavljenosti, ki izhajajo iz internega modela tveganja nasprotne stranke,
- terminska struktura verjetnosti neplačila (PD), ki temelji na trenutnih tržnih stopnjah neplačil pridobljenih iz poslov kreditnih zamenjav (CDS),
- krivulja razpona stroškov financiranja, ki predstavlja povprečen razpon stroškov financiranja primerljivih finančnih skupin. Banka izračunava naslednje prilagoditve poštene vrednosti: prilagoditev kreditnega/debitnega vrednotenja (CVA/DVA), stroške izravnave.

Metodologija CVA/DVA Banke upošteva naslednje vhodne elemente:

- izpostavljenost ob dogodku neplačila (EAD), ki je ocenjena z uporabo simulacijskih tehnik, ki vključujejo specifično tveganje napačne smeri, ki je posledica korelacije med kreditnim tveganjem nasprotne stranke in ostalimi dejavniki tveganja pri izvedenih finančnih instrumentih,
- verjetnost neplačila (PD), ki temelji na trenutnih tržnih stopnjah neplačil pridobljenih iz poslov kreditnih zamenjav (CDS),
- izguba ob neplačilu (LGD), ki temelji na ocenjenih stopnjah poplačil in tržnih stopnjah neplačil, pridobljenih iz poslov kreditnih zamenjav (CDS).

Stroški izravnave odražajo strošek, ki je nastal ob zapiranju aktivne pozicije v finančnem instrumentu na trgu.

Izračunajo se kot razlika med ceno, po kateri je finančni instrument vrednoten in tržno ceno, ki jo običajno predstavlja cenovni razpon med ponudbo in povpraševanjem.

A.2.6. Oslabitev in rezervacije

Finančno sredstvo je kreditno oslabiljeno, če se je zgodil eden ali več dogodkov s škodljivim vplivom na ocenjene prihodnje denarne tokove finančnega sredstva.

Kategorija	Opis	Osnova za priznavanje pričakovanih kreditnih izgub
Performing; faza 1	Vključuje novo izdane ali pridobljene kreditne izpostavljenosti in izpostavljenosti, pri katerih se kreditno tveganje od začetnega priznanja ni bistveno poslabšalo	12-mesečni ECL
Dvomljive (Doubtful); faza 2	Vključuje kreditne izpostavljenosti, pri katerih se je, čeprav še niso slabe, kreditno tveganje od začetnega priznanja bistveno poslabšalo	Vseživljenjski ECL – ni kreditno oslabiljena
Slabe kreditne izpostavljenosti; faza 3	Vključuje oslabiljene kreditne izpostavljenosti.	vseživljenjski ECL - oslabiljena po začetni pripoznavi
Odpis	Ni več realnih pričakovanj, da bo finančno sredstvo odplačano	Znesek je odpisan

Finančna sredstva kot so posojila in dolžniški vrednostni papirji, ki so razvrščeni kot finančna sredstva po odplačni vrednosti, finančna sredstva po pošteni vrednosti skozi vseobsegajoči donos in pomembne zunajbilančne izpostavljenosti, se slabijo v skladu z zahtevami MSRP 9.

Razvrstitev kreditnih izpostavljenosti v eno od zgoraj navedenih skupin se opravi ob začetnem pripoznanju, ko so izpostavljenosti razvrščene v skupino 1, in se periodično pregleduje na podlagi pravil o „razvrščanju v skupine“, kot je določeno v delu oddelka za kreditno tveganje.

Za izračun pričakovanih izgub in z njimi povezanih rezervacij za izgube Banka uporablja parametre: verjetnost neplačila (PD), izgube ob neplačilu (LGD) in izpostavljenosti ob dogodku neplačila (»EAD«), ki se uporabljajo za regulativne namene in da se zagotovi, da meritve oslabitev predstavljajo vrednosti, ki predstavljajo „trenutne pogoje“ (PIT) in „prihodnje ekonomske okoliščine“, ki vključujejo več scenarijev. V zvezi s tem glej del oddelka kreditno tveganje za nadaljnje informacije o metodologijah za izračun pričakovanih izgub.

Definicija nedonosnih izpostavljenosti Banke je skladna z definicijo EBA in se nanaša na izpostavljenosti, ki izpolnjujejo enega ali oba od naslednjih kriterijev:

- pomembne izpostavljenosti, pri katerih prihaja do zamude pri odplačevanju več kot 90 dni;
- za dolžnika se ocenjuje, da je malo verjetno, da bo v celoti poplačal svoje kreditne obveznosti brez unovčenja zavarovanja s premoženjem, ne glede na obstoj katerega koli zapadlega zneska ali število dni zamude pri odplačevanju.

Popravek vrednosti zaradi oslabitve posojil in terjatev temelji na sedanji vrednosti pričakovanih denarnih tokov glavnice in obresti. Pri določanju sedanje vrednosti prihodnjih denarnih tokov je osnovna zahteva identifikacija ocenjenih izterjav, čas plačil in uporabljena diskontna stopnja.

V primeru finančnih sredstev po pošteni vrednosti prek drugega vseobsegajočega donosa so izgube zaradi oslabitev prikazane v izkazu poslovnega izida, v postavki Čiste izgube / izterjave kreditne oslabitve v zvezi s finančnimi sredstvi merjeni po pošteni vrednosti prek drugega vseobsegajočega donosa s protivknjižbo v izkaz drugega vseobsegajočega donosa in tudi pod postavko Rezervne vrednosti v lastniškem kapitalu.

Sprememba in odprava pripoznanja finančnega sredstva

Sprememba in odprava pripoznanja finančnega sredstva

Odprava pripoznanja finančnih sredstev zaradi bistvene spremembe pogojev

Banka odpravi pripoznanje finančnega sredstva, kot je na primer posojilo stranki, če so se pogoji spremenili do te mere, da gre v osnovi za novo posojilo, pri čemer se razlika pripozna kot dobiček ali izguba ob odpravi pripoznanja, v kolikor še ni bila pripoznana izguba zaradi oslabitve. Novo pripoznana posojila se za namene merjenja ECL razvrstijo v fazo 1, razen če se novo posojilo identificira kot POCI.

Povzetek računovodskih usmeritev

Pri presoji, ali je treba odpraviti pripoznanje posojila stranki, Banka med drugim upošteva naslednje:

1. spremembo valute posojila,
2. uvedbo elementa lastniškega kapitala,
3. spremembo nasprotne stranke,
4. uvedbo kriterija neskladnosti s SPPI.

Spremembe finančnih sredstev, ki ne povzročijo bistvenih sprememb denarnih tokov

Če sprememba ne povzroči bistveno drugačnih denarnih tokov, se zaradi spremembe ne odpravi pripoznanje. Na podlagi spremembe denarnih tokov, diskontiranih z uporabo izvirne efektivne obrestne mere, Banka evidentira dobičke ali izgube ob spremembi pogojev odplačevanja finančnih sredstev, v kolikor še ni bila evidentirana izguba zaradi oslabitve.

Odprava pripoznanja finančnih sredstev iz razlogov, ki niso bistvene spremembe pogojev

Pripoznanje finančnega sredstva (ali njegovega dela ali dela skupine drugih podobnih finančnih sredstev) se odpravi, ko pravice do prejemanja denarnih tokov iz finančnega sredstva potečejo ali ko so prenesene in (i) Banka bodisi prenese skoraj vsa tveganja in ugodnosti iz naslova lastništva bodisi (ii) Banka ne prenese niti ne obdrži skoraj vseh tveganj in ugodnosti iz naslova lastništva ter ne obdrži nadzora. Odprava pripoznanja finančnih obveznosti

Banka odpravi pripoznanje finančne obveznosti, če so obveze, določene v pogodbi, izpolnjene, razveljavljene ali zastarane. Če se pogoji finančne obveznosti bistveno spremenijo, Banka preneha pripoznavati to obveznost in istočasno pripozna novo finančno obveznost z novimi pogoji.

Realizirani dobički in izgube iz odtujitve finančnih instrumentov se izračunajo po metodi tehtanih povprečnih cen.

Spremembe pogodb, povezane s COVID-19

Da bi zmanjšala učinke omejevalnih ukrepov, ki so bili uvedeni za zaježitev pandemije Covid-19, je Banka od prve polovice leta 2020 dalje svojim strankam omogočila koriščenje ukrepov odloga odplačila dolga.

Ti ukrepi so v splošnem omogočali odlog plačila obrokov, bodisi na zahtevo stranke bodisi v nekaterih primerih avtomatično za vsa posojila v okviru lokalne zakonodaje, s posledičnim podaljšanjem zapadlosti posojila in odlogom obračunavanja obresti na kapital. V skladu z dokumentom organa ESMA, ki navaja, da je malo verjetno, da bi se pogodbene spremembe, ki so posledica teh ukrepov odloga odplačila posojila, lahko štejele za bistvene, Banka ni odpravila pripoznanja s tem povezanih kreditnih izpostavljenosti. Izguba zaradi spremembe pogojev je posledično pripoznana v postavki "Dobički / izgube iz pogodbenih sprememb brez odpovedi" skladno z računovodskim pravilnikom.

Na dan 31. decembra 2022 so se vsi ukrepi odloga odplačila posojila, povezani s COVID-19 (tako državni kot tisti, ki jih je ponudila Banka), že iztekli.

A.2.7 Politika odpisov

Banka odpiše finančna sredstva, ko nima več realnih pričakovanj, da bo finančno sredstvo (delno ali v celoti) poplačano. Ob odpisu se odpravi pripoznanje finančnega sredstva. Poplačila odpisanih finančnih sredstev predstavljajo prihodek iz odpisa.

Banka odpiše neporavnani dolg, bodisi v celoti bodisi le delno, do tistih dolžnikov, ki so v katerem koli od različnih pravnih postopkov, npr. v izvršilnem ali stečajnem postopku, in ko so izčrpani vsi razumni korektivni ukrepi, ki jih je imela Banka na voljo za izterjavo neporavnane dolga v okviru izvršilnega ali stečajnega postopka. Z odpisom neporavnane dolga takim dolžnikom pa Banka še naprej ohrani vse svoje zakonske pravice do izterjave neporavnane dolga v izvršilnem ali stečajnem postopku, in sicer do pravnomočnega zaključka enega od teh postopkov, nakar je primorana ne le odpisati neporavnani dolg (če tega ni storila že prej v postopku), temveč ga tudi odpustiti.

A.3. Spremembe računovodskih usmeritev

Računovodske usmeritve, uporabljene v teh računovodskih izkazih, so enake kot tiste, ki so bile za leto, ki se je končalo 31. decembra 2021, z izjemo spodaj navedenih sprememb.

A.4. Novi standardi in dopolnitve, ki so bili sprejeti, a še niso v veljavi

Razen spodnjih sprememb je banka dosledno uporabljala računovodske usmeritve, kot so navedene v spodnjih pojasnilih, za vsa obdobja, predstavljena v teh računovodskih izkazih.

I Veljavni standardi, dopolnitve standardov in implementacije – sprejeti leta 2022

V letu 2022 so stopili v veljavo naslednji standardi, dopolnitve ali pojasnila:

- Spremembe MSRP 3 Poslovne združitve; MRS 16 Nepremičnine, naprave in oprema; MRS 37 Rezervacije, pogojne obveznosti in pogojna sredstva; in letne izboljšave 2018–2020 (vse izdano 14. maja 2020);

Sprejetje teh standardov ni ugotovilo bistvenih učinkov na zneske, pripoznane v bilanci stanja ali izkazu poslovnega izida.

II Standardi, dopolnitve standardov in pojasnila, ki so izdana, a še niso veljavna

Spodaj so razkriti standardi, dopolnitve standardov in pojasnila, ki so bili izdani, vendar še niso veljavni do datuma izdaje računovodskih izkazov. Banka namerava sprejeti te standarde, če bodo ustrezni, ko bodo začeli veljati.

Do 31. decembra 2022 je Evropska komisija potrdila naslednje spremembe računovodskih načel, ki se uporabljajo za poročanje, te niso veljale za pripravo računovodskih izkazov za leto 2022:

- MSRP 17 Zavarovalne pogodbe (izdan 18. 5. 2017); vključno s spremembami MSRP 17 (izdano 25. junija 2020);
- Spremembe MRS 8 Računovodske usmeritve, spremembe računovodskih ocen in napake: Opredelitev računovodskih ocen (izdano 12. februarja 2021);
- Spremembe MRS 1 Predstavljanje računovodskih izkazov in Izjava o praksi MSRP 2: Razkritje računovodskih usmeritev (izdano 12. februarja 2021);
- Spremembe MRS 12 Davki iz dobička: Odloženi davek v zvezi s sredstvi in obveznostmi, ki izhajajo iz ene same transakcije (izdano 7. maja 2021);
- Spremembe MSRP 17 Zavarovalne pogodbe: Začetna uporaba MSRP 17 in MSRP 9 – Primerjalne informacije (izdano 9. decembra 2021).
- Na dan 31. decembra 2022 je IASB izdal naslednje standarde, dopolnitve, razlage ali popravke, katerih uporaba je odvisna od zaključka postopka potrditve s strani pristojnih organov Evropske komisije, ki še vedno poteka:
- Spremembe MRS 1: Predstavitev računovodskih izkazov: Razvrstitev obveznosti kot kratkoročne ali dolgoročne in Razvrstitev obveznosti kot kratkoročne ali dolgoročne - Odlog datuma začetka veljavnosti (izdani 23. januarja 2020 oziroma 15. julija 2020)

III Dodatni dokumenti, ki se uporabljajo za razlago in podporo uporabe MRS/MSRP

Naslednji dokumenti so bili uporabljeni za razlago in podporo uporabe MRS/MSRP, čeprav jih Evropska komisija ni potrdila vseh:

- Konceptualni okvir računovodskega poročanja;
- Dokumenti ESMA (Evropski organ za vrednostne papirje in trge), Evropskega bančnega organa, Evropske centralne banke in Consob o uporabi posebnih določb MRS/MSRP, tudi s posebnim sklicevanjem na predstavitev učinkov, ki izhajajo iz pandemije Covid-19, in njihovih učinkov na procese vrednotenja

IBOR prehod

Zaradi pomislekov glede celovitosti in zanesljivosti glavnih referenčnih mer finančnega trga, je Odbor za finančno stabilnost (FSB) začel izvajati celovito reformo referenčnih obrestnih mer. Da bi ocenili relevantna tveganja, povezana z reformami referenčnih meril, in sprejeli ustrezne ukrepe za zagotovitev ustreznega prehoda na alternativne ali reformirane referenčne mere pred rokom do konca leta 2021, določenim v revidirani uredbi o referenčnih vrednostih EU (Benchmark Regulation - BMR), je UniCredit oktobra 2018 pričela s projektom na ravni Skupine z namenom ustreznega koordiniranja ukinitve IBOR (Interbank Offered Rates) z večletnim časovnim načrtom, opredeljenim na podlagi izpostavljenosti Bank (predvsem v zvezi z evrom) in okvirno časovnico prehoda.

Omeniti velja, da so evropske delovne skupine glede evrskih mer brez tveganja izdale svoja priporočila glede nadomestnih obrestnih mer in sprožilcev prenehanja Euriborja, medtem ko so druge mednarodne delovne skupine in organi (npr. Mednarodno združenje za zamenjave in druge izvedene finančne instrumente - International Swaps and Derivatives Association, ISDA; ICE Benchmark Administration - IBA; London Clearing House - LCH) izdali priporočila, osredotočena na prenehanje LIBOR-ja, ki jih je treba upoštevati pri predvidevanju tržnih praks, ki jih je treba upoštevati pri prehodu.

Hkrati je bila spremenjena uredba o referenčnih vrednostih EU (Benchmark Regulation - BMR), da bi Komisija EU lahko določila zakonske nadomestne stopnje, medtem ko drugi večinoma vključeni mednarodni tržni organi (npr. Financial Conduct Authority in Bank of England v Veliki Britaniji, New York State Department of Financial Services v ZDA), opredeljujejo morebitne spremembe veljavne zakonodaje, da omogočijo nemoten prehod.

Konkretno je 5. marca 2021 organ Financial Conduct Authority (FCA) v vlogi regulatorja LIBOR sporočil, da postopek nastavitve LIBOR ne bo na voljo (ne bo več na voljo ali ne bo več reprezentativen) v skladu z naslednjo časovno shemo prenehanja:

- takoj po 31. decembru 2021 za britanski funt, evro, švicarski frank in japonski jen ter ameriški dolar za tedensko in dvomesečno obdobje; in
- takoj po 30. juniju 2023 za ostale vrednosti v ameriških dolarjih.

V zvezi z USD Libor organ FCA preučuje možnost uporabe svojih pooblastil v skladu z uredbo UK Benchmarks Regulation, da bi upravo ICE Benchmark Administration (IBA) obvezal k nadaljnji objavi 1-, 3- in 6-mesečnih nastavitvev po "sintetični" metodologiji za začasno obdobje po koncu junija 2023, in sicer do konca septembra 2024.

V zvezi z JPY in GBP Libor je organ FCA septembra 2021 sprva nameraval zahtevati, da IBA do konca leta 2022 na podlagi spremenjene metodologije ("sintetične") objavi omenjenih šest nastavitvev Libor, ki jih je IBA dala na voljo za uporabo v starejših pogodbah, ki niso izvedeni finančni instrumenti, za katere je bil opravljen kliring. Razpoložljivost sintetičnih nastavitvev prinaša določene olajšave pri prizadevanjih za preoblikovanje pogodb LIBOR (zlasti za pogodbe, za katere velja zakonodaja Združenega kraljestva). Nato je organ FCA objavil naslednje:

- da bo zahteval, da IBA še naprej objavlja 1- in 6-mesečne "sintetične" nastavitve LIBOR v GBP do 31. marca 2023, zatem pa bodo te nastavitve trajno ukinjene;
 - da bo zahteval, da IBA še naprej objavlja 3-mesečne "sintetične" nastavitve LIBOR v GBP za celotno leto 2023; in
 - da namerava zahtevati, da IBA še naprej objavlja to nastavitvev do konca marca 2024, zatem pa bodo ta nastavitvev trajno ukinjena.
- Objava 1-, 3- in 6-mesečnih "sintetičnih" nastavitvev LIBOR v JPY je prenehala po 30. decembru 2022.

Trenutno potekajoče razprave in posvetovanja, katerih cilj je zagotavljanje nadaljnje stabilnosti trga in zmanjšanje tveganja ravnanja, sicer še vedno predstavljajo vir morebitne negotovosti in lahko vplivajo na časovna pravila in / ali nadomestna pravila, ki se uporabljajo za neporavnane zaloge sredstev, obveznosti in izvedenih finančnih instrumentov, povezanih z drugimi sporazumi IBOR (ki jih je treba še preoblikovati ali prenesti).

Evropska komisija je sprejela izvedbeni akt Uredbe o referenčnih vrednostih (BMR), ki je bil 22. oktobra 2021 objavljen v Uradnem listu Evropske unije. Izvedbeni akt zagotavlja pravno podlago za zakonsko nadomestno stopnjo za starejše pogodbe, indeksirane z obrestnima merama CHF LIBOR in EONIA, ki še niso bile popravljene ali ne vsebujejo ustreznih nadomestnih stopenj.

Povzetek računovodskih usmeritev

Takšna zakonsko predpisana nadomestna stopnja je zagotovila nadaljnjo stabilnost na trgu in zmanjšala tveganje nezakonitega ravnanja v povezavi s sredstvi, obveznostmi in izvedenimi finančnimi instrumenti, ki so že bili ali še bodo preoblikovani.

IASB je izdal "Reformo referenčne vrednosti obrestnih mer – 2. faza; Spremembe MSRP9, MRS39 in MSRP7, ki vključuje napotke za upravljanje sprememb finančnih instrumentov, ki jih reforma neposredno zahteva, in določa (i) odstopanja od standardnih pravil, ki obravnavajo obračunavanje sprememb pogodbenih denarnih tokov sredstev in obveznosti in (ii) oprostitev prenehanja razmerij varovanja pred tveganjem.

Pod pogojem, da so pogodbeni pogoji (i) spremenjeni neposredno zaradi reforme referenčne vrednosti obrestnih mer in (ii) je nova osnova (za določitev pogodbenih denarnih tokov) ekonomsko enakovredna prejšnji osnovi¹², bodo obravnavani kot spremembe spremenljive obrestne mere, ki izhajajo iz gibanja tržne obrestne mere (kar pomeni, da se bo učinkovita obrestna mera (EOM) sprosti posodobila brez prilagoditve knjigovodske vrednosti)¹³.

Spremembe prav tako zahtevajo, da se ocena, ali bi sprememba finančnega instrumenta lahko povzročila odpravo pripoznanja (tj. kadar sprememba povzroči "bistveno spremembo" pričakovanih denarnih tokov), uporablja samo za spremembe, ki presejajo tiste, ki izhajajo iz tržnih reform referenčne obrestne mere¹⁴.

Posledično se spremembe, ki izpolnjujejo pogoje za praktično rešitev, ne bodo štete za dovolj pomembne, da bi bilo treba odpraviti pripoznanje instrumenta, in posledično zahteve za klasifikacijo po MSRP9 (ki se izvajajo ob začetnem pripoznanju finančnega sredstva, vključno s testom SPPI) ni potrebno zvesti.

Glavna razbremenitev, ki jo Spremembe uvajajo v zvezi z razmerji varovanja pred tveganjem, je, da spremembe v dokumentaciji ne povzročijo opustitve obračunavanja varovanja pred tveganjem in niti določitve novega razmerja varovanja pred tveganjem, dokler se to nanaša le na:

- določitev alternativne referenčne obrestne mere kot varovanega tveganja, ali

- spremembo opisa (i) varovane postavke/dela denarnih tokov ali poštene vrednosti, ki je varovana pred tveganjem, (ii) instrumentov za varovanje pred tveganjem ali (iii) tega, kako bo podjetje ocenilo učinkovitost varovanja pred tveganjem¹⁵ kot posledice sprememb varovanih in instrumentov za varovanje pred tveganjem, ki jih je povzročila reforma (vključno z dodatkom fiksnega razmika za kompenzacijo razlike v osnovi).

Obseg finančnih instrumentov, ki se morajo ob koncu obdobja poročanja še preoblikovati v alternativno netvegano obrestno mero (RFR), je naslednji:

B. Glavne postavke računovodskih izkazov – Izkaz finančnega položaja

B.1 Sredstva

Finančna sredstva

Ko Banka prvič pripozna finančno sredstvo, opredeli poslovni model za upravljanje portfelja finančnih sredstev

- Poslovni model za posedovanje finančnih sredstev z namenom prejemanja pogodbenih denarnih tokov;
- Poslovni model, katerega cilj je dosežen tako s prejemanjem pogodbenih denarnih tokov kot s prodajo finančnih sredstev;
- Drugo

Za opredelitev pogodbenih značilnosti denarnega toka sredstva Banka opravi test SPPI - izplačilo zajema le plačila glavnice in obresti). SPPI test se opravi ob sklenitvi kredita, ko Banka postane pogodbeni stranka; poleg tega se preizkus opravi v primeru ponovnega pogajanja o pogodbenih klavzulah, ki se lahko pojavijo po začetnem pripoznanju. V primeru neuspešnega preizkusa se takšno finančno sredstvo razvrsti med Finančna sredstva merjena po pošteni vrednosti prek poslovnega izida. Test SPPI za standardizirane produkte se lahko izvede na ravni produkta.

Finančni instrumenti, ki so predmet reforme IBOR: pogodbeni/osnovni znesek(*)

(v milijonih EUR)	Indeks				Skupaj
	Libor USD	Libor CHF	Libor valute	Ostale valute	
Neizpeljana finančna sredstva	-	-	-	-	-
Posojila in predujmi	0,75	-	-	-	0,75

Pojasnilo: (*) Podatki, predloženi ključnim vodstvenim kadrom (KMP).

¹² Vključno z zamenjavo referenčne obrestne mere, dodatkom fiksnega razmika za kompenzacijo "razlike v osnovi" med prejšnjim in novim trajanjem referenčne obrestne mere in spremembami obdobja ponastavitve, datumov ponastavitve ali števila dni med datumi izplačil kuponov, ter z dodatkom nadomestne določbe

¹³ Ref. IFRS9.5.4.7-8.

¹⁴ Ref. IFRS9.5.4.9.

¹⁵ Ref. IFRS9.6.9.1, IAS39.102P.

B.1.1. Finančna sredstva merjena po odplačni vrednosti

Finančno sredstvo je razvrščeno med finančna sredstva, merjena po odplačni vrednosti, če:

- je njegov poslovni model posedovanje finančnih sredstev z namenom prejemanja pogodbenih denarnih tokov;
- so njegovi denarni tokovi izključno odplačila glavnice in obresti.

Ob začetnem pripoznanju se na datum poravnave finančna sredstva po odplačni vrednosti izmeri po pošteni vrednosti, ki je običajno enaka plačilu nadomestila, povečani za transakcijske stroške in dohodek, ki ga je mogoče neposredno pripisati instrumentu.

Po začetnem pripoznanju po pošteni vrednosti se ta sredstva merijo po odplačni vrednosti, kar zahteva pripoznavanje obresti na podlagi nastanka poslovnega dogodka z uporabo metode učinkovite obrestne mere v času trajanja posojila. Takšne obresti se pripoznajo v postavki Prihodki od obresti in podobni prihodki, če so pozitivni, ali v postavki Odhodki za obresti in podobni stroški, če so negativni.

Znesek finančnih sredstev po odplačni vrednosti se prilagodi, tako da se upoštevajo izgube zaradi oslabitve, ki izhajajo iz postopka vrednotenja, kot je opisano v poglavju A.2.6. Oslabitev.

Izgube zaradi oslabitev so prikazane v izkazu poslovnega izida, v postavki Čiste izgube / izterjave kreditne oslabitve v zvezi s finančnimi sredstvi merjeni po odplačni vrednosti.

V primeru odtujitve se nabrani dobički in izgube izkažejo v izkazu poslovnega izida v postavki Dobički (izgube) ob odtujitvi in odkupu finančnih sredstev merjenih po odplačni vrednosti.

Popravki knjigovodske vrednosti finančnih sredstev (vključno s kumulativnimi odpisi), ki odražajo spremembe pogodbenih denarnih tokov in ne pripeljejo do računovodske odprave pripoznanja, se pripoznajo v poslovnem izidu v postavki Dobički / izgube iz pogodbenih sprememb brez odpovedi. Takšna vrstica ne vključuje vpliva pogodbenih sprememb na znesek pričakovane izgube, pripoznane v postavki Čiste izgube / izterjave na kreditne oslabitve v zvezi s finančnimi sredstvi po odplačni vrednosti.

Banka prerazvrsti finančna sredstva le, če spremeni poslovni model upravljanja finančnih sredstev. Načeloma ni sprememb poslovnega modela po začetnem pripoznanju in tudi v obdobju poročanja ni bilo sprememb.

Finančna sredstva po odplačni vrednosti vključujejo tudi postavko Druga finančna sredstva. Druga finančna sredstva so terjatve za provizije zunaj obsega izračuna amortiziranih stroškov finančnih sredstev, pasivne časovne razmejitve za bančne produkte, terjatve za prodana finančna sredstva, poslovne terjatve in terjatve v obračunu iz poslovnih razmerij.

B.1.2. Finančna sredstva, merjena po pošteni vrednosti prek drugega vseobsegajočega donosa

Finančna sredstva so razvrščena in merjena po pošteni vrednosti preko drugega vseobsegajočega donosa, če sta izpolnjena naslednja pogoja:

- njegov poslovni model je posedovanje finančnih sredstev z namenom prejemanja pogodbenih denarnih tokov ali prodaje;
- njegovi denarni tokovi so izključno odplačila glavnice in obresti.

Ta portfelj vključuje tako lastniške kot tudi dolžniške vrednostne papirje.

Ob začetnem pripoznanju se finančna sredstva na datum poravnave izmerijo po pošteni vrednosti, ki je običajno enaka plačilu nadomestil, povečanem za transakcijske stroške in prihodke, ki jih je mogoče neposredno pripisati instrumentu. Po začetnem pripoznanju se obresti obračunane na obrestne instrumente prikažejo v izkazu poslovnega izida po kriteriju amortiziranih stroškov v postavki Prihodki od obresti in podobni prihodki, če so pozitivni ali v postavki Odhodki za obresti in podobni stroški, če so negativni.

Po začetnem pripoznanju se finančna sredstva po pošteni vrednosti prek drugega vseobsegajočega donosa ponovno merijo po pošteni vrednosti v skladu z metodologijo, opisano v oddelku A.2.5.

Dobički in izgube, ki izhajajo iz sprememb poštene vrednosti, se pripoznajo neposredno v izkazu drugega vseobsegajočega donosa, razen izgub zaradi oslabitve dolžniških instrumentov in tečajnih dobičkov in izgub. Ti instrumenti se preskušajo zaradi oslabitve, kot je prikazano v posebnem oddelku A.2.6.

Dividende na kapitalni instrument se pripoznajo v izkazu poslovnega izida, ko je ugotovljena pravica do prejema plačila.

V primeru odtujitve se nabrani dobički in izgube izkažejo v izkazu poslovnega izida v postavki Dobički (izgube) ob odtujitvi in odkupu finančnih sredstev po pošteni vrednosti skozi drug vseobsegajoči donos.

B.1.3. Finančna sredstva po pošteni vrednosti prek poslovnega izida

a) Finančna sredstva, namenjena trgovanju

Finančno sredstvo je opredeljeno kot namenjeno trgovanju, če gre za:

- sredstvo pridobljeno ali nastalo zaradi kratkoročne prodaje ali ponovnega odkupa;
- del portfelja prepoznanih finančnih instrumentov, ki se obravnavajo skupaj in za katere obstajajo dokazi o nedavnem kratkoročnem pobiranju dobičkov;
- pogodbo o izvedenih finančnih instrumentih, ki ni opredeljena v obračunavanju varovanja pred tveganjem, vključno z izvedenimi finančnimi instrumenti s pozitivno pošteno vrednostjo, vgrajenimi v finančne obveznosti, razen tistih, vrednotenih po pošteni vrednosti s pripoznanjem učinkov dohodka skozi poslovni izid.

Po začetnem pripoznanju se ta finančna sredstva izmerijo po pošteni vrednosti skozi poslovni izid.

Po začetnem pripoznanju se ti vrednostni papirji merijo in pripoznavajo po pošteni vrednosti, ki je enaka tečaju na organiziranem trgu vrednostnih papirjev ali izračunana z modelom vrednotenja.

Povzetek računovodskih usmeritev

Realizirani in nerealizirani dobički in izgube so tako vključeni v izkaz poslovnega izida, v postavki Čisti dobički / izgube iz finančnih sredstev in obveznosti v posesti za trgovanje. Obresti iz naslova vrednostnih papirjev v posesti za trgovanje se dnevno razmejijo in so poročane v postavki »prihodki od obresti« v izkazu poslovnega izida.

b) Finančna sredstva, izmerjena po pošteni vrednosti skozi poslovni izid

Neizvedeno finančno sredstvo je mogoče razvrstiti po pošteni vrednosti, če se takšna razvrstitev izogne računovodskim neskladjem, ki izhajajo iz merjenja sredstev in z njimi povezanih obveznosti v skladu z različnimi meritvenimi kriteriji. Ta sredstva se obračunajo kot Finančna sredstva, namenjena trgovanju, vendar pa se dobički in izgube, ne glede na to, ali so realizirani ali nerealizirani, pripoznajo v Čistih dobičkih (izgubah) drugih finančnih sredstev / obveznosti po pošteni vrednosti skozi poslovni izid.

Finančna sredstva Banke so razvrščena po pošteni vrednosti skozi poslovni izid, če to bistveno zmanjša neskladnosti pri merjenju, ki bi nastale, če bi bili povezani izvedeni finančni instrumenti obravnavani kot namenjeni trgovanju in bi bili osnovni finančni instrumenti izmerjeni po metodi učinkovitih obresti.

c) Druga finančna sredstva obvezno po pošteni vrednosti

Finančno sredstvo se klasificira kot finančno sredstvo obvezno po pošteni vrednosti, če ne izpolnjuje pogojev glede na poslovni model ali značilnosti denarnega toka za merjenje po odplačni vrednosti ali po pošteni vrednosti prek drugega vseobsegajočega donosa. V tem portfelju so posebej razvrščena naslednja sredstva:

- dolžniški instrumenti, vrednostni papirji in posojila, za katere poslovni model ni posedovanje finančnih sredstev z namenom prejemanja pogodbenih denarnih tokov ali prodaja, vendar niso del trgovalne knjige;
- dolžniški instrumenti, vrednostni papirji in posojila z denarnimi tokovi, ki niso samo plačilo glavnice in obresti;
- kapitalni instrumenti, ki niso namenjeni trgovanju, pri katerih Banka ne uporablja možnosti, ki jo daje standard, vrednotenja teh instrumentov po pošteni vrednosti prek drugega vseobsegajočega donosa.

Ta sredstva se obračunavajo podobno kot finančna sredstva, namenjena trgovanju, vendar se dobički in izgube, ne glede na to, ali so realizirani ali nerealizirani, pripoznajo v postavki »Čisti dobički (izgube) drugih finančnih sredstev / obveznosti po pošteni vrednosti skozi poslovni izid - druga finančna sredstva obvezno po pošteni vrednosti«.

Banka določi pošteno vrednost posojil po pošteni vrednosti skozi poslovni izid na vsak datum poročanja. V letih 2021 in 2022 Banka ni pripoznala posojil, izmerjenih po pošteni vrednosti skozi poslovni izid.

B.1.4. Izvedeni finančni instrumenti in varovanje pred tveganji

Izvedeni finančni instrumenti so pripoznani po pošteni vrednosti. Poštene vrednosti so pridobljene iz kotiranih tržnih cen, modelov

diskontiranih denarnih tokov in modelov določanja cen, če je to primerno. Poštena vrednost izvedenih finančnih instrumentov vključuje prilagoditve za kreditno tveganje nasprotne stranke, tveganje financiranja, stroške odprave in zamenjavo indeksov čez noč. Spremembe poštene vrednosti izvedenih finančnih instrumentov, ki ne izpolnjujejo pogojev za obračunavanje varovanja pred tveganjem, so pripoznane v postavki »Dobički in izgube iz finančnih sredstev in obveznosti, namenjenih trgovanju«, ko nastanejo.

Vsi izvedeni finančni instrumenti se izkazujejo kot sredstva, kadar je poštena vrednost pozitivna, in kot obveznosti, ko je poštena vrednost negativna.

Med običajnim poslovanjem je Banka pogodbenica za izvedene finančne instrumente, ki predstavljajo zelo nizko začetno naložbo v primerjavi z navidezno vrednostjo pogodbe. Uporabljeni izvedeni finančni instrumenti vključujejo obrestne mere, valuto in terminske pogodbe, zamenjave in opsijske pogodbe. Banka uporablja te finančne instrumente za varovanje pred obrestnim tveganjem in valutnimi izpostavljenostmi, povezanimi s transakcijami na finančnih trgih.

Instrumenti varovanja pred tveganjem se ustvarijo za varovanje pred tržnim tveganjem (obrestna mera, valuta in cena), ki so mu izpostavljene varovane pozicije.

Lahko se opišejo na naslednji način:

- varovanje po pošteni vrednosti: varovanje pred izpostavljenostjo spremembam poštene vrednosti pripoznanega sredstva ali obveznosti ali določljivega dela takega sredstva ali obveznosti;
- varovanje denarnih tokov: varovanje pred izpostavljenostjo spremenljivosti denarnih tokov, ki ga je mogoče pripisati posebnemu tveganju, ki je povezano s pripoznanim sredstvom ali obveznostjo, ali zelo verjetno napovedano transakcijo, ki bi lahko vplivala na dobiček ali izgubo v prihodnjih obdobjih;
- varovanje pred neto naložbo v tujo osebo, katere poslovanje temelji na valuti, ki ni v evru.

Treba je omeniti, da je Banka izkoristila možnost, da nadaljuje z uporabo obstoječih zahtev računovodskega standarda varovanja pred tveganji MRS 39 za vse vrste varovanj pred tveganji.

Izvedeni finančni instrumenti za varovanje pred tveganji se na začetku pripoznajo na datum trgovanja in se vrednotijo po pošteni vrednosti. Razmerje varovanja pred tveganjem izpolnjuje pogoje za obračunavanje varovanja pred tveganjem, če obstaja formalno določanje in dokumentiranje razmerja varovanja pred tveganjem, vključno s ciljem obvladovanja tveganja, strategijo za varovanje pred tveganjem in kako se bo ocenjevala potencialna in retrospektivna učinkovitost instrumenta varovanja. Treba je oceniti učinkovitost varovanja pred začetkom in v naslednjih obdobjih pri izravnavi izpostavljenosti spremembam poštene vrednosti varovane postavke ali denarnih tokov, ki jih je mogoče pripisati varovanemu tveganju. Na splošno velja, da je varovanje pred tveganjem zelo učinkovito, če je ob začetku varovanja in v naslednjih obdobjih predvideno, da bo še naprej zelo učinkovito, in za nazaj preverjeno, ali je razmerje varovanja (tj. spremembe poštene vrednosti zavarovanih postavk in instrumentov varovanja pred tveganjem) v razponu od 80 do 125 odstotkov.

Varovanje pred tveganjem se ocenjuje sproti, zato mora v prihodnosti ostati visoko učinkovito v celotnem obdobju poročanja, varovanja.

Ocena učinkovitosti se opravi na datum bilance stanja ali drug datum poročanja s strani enote odgovorne za spremljanje tržnih tveganj. Če ocena ne potrdi učinkovitosti varovanja, se od tega trenutka obračunavanje varovanja pred tveganjem ukine in izvedeni finančni instrument varovanja pred tveganjem se prerazvrsti kot instrument za trgovanje.

Poleg tega razmerje varovanja pred tveganji preneha, ko instrument varovanja pred tveganjem poteče, se proda, ukine ali odplača ali ni več verjetno, da bo prišlo do napovedane transakcije.

Banka uporablja naslednje vrste varovanja pred tveganjem:

Varovanje poštene vrednosti

Efektivno varovanje poštene vrednosti se obračuna na naslednji način: dobiček ali izguba iz ponovnega merjenja instrumenta varovanja po pošteni vrednosti se pripozna skozi poslovni izid v postavki »Čisti dobički (izgube) pri obračunavanju varovanja pred tveganjem«; dobiček ali izguba varovane postavke, ki jo je mogoče pripisati varovanemu tveganju, prilagodi knjigovodsko vrednost varovane postavke in se pripozna v poslovnem izidu iste postavke. Neučinkovitost varovanja pred tveganjem predstavlja razliko med spremembo poštene vrednosti instrumentov varovanja in spremembo poštene vrednosti varovane postavke. Če se razmerje varovanja pred tveganjem prekine iz razlogov, ki niso zavarovani pred tveganjem, se razlika med knjigovodsko vrednostjo varovane postavke ob prenehanju varovanja in knjigovodsko vrednostjo, ki bi jo imel, če varovanja pred tveganjem nikoli ne bi bilo, pripozna v dobičku ali izgubi iz naslova obresti ali obresti, ki jih je treba plačati v preostali dobi prvotne zaščite, v primeru obrestnih instrumentov; Če finančni instrument ne vsebuje obresti, se razlika prikaže v poslovnem izidu pod postavko »Čisti dobički (izgube) v računovodstvu varovanja pred tveganjem«.

Banka varuje posamezno finančno sredstvo ali finančno obveznost in portfelj finančnih sredstev ali finančnih obveznosti. MRS 39 ne dovoljuje določitve neto zneska, vključno s sredstvi in obveznostmi. Banka uporablja obrestne zamenjave kot instrumente varovanja.

Varovanje denarnega toka

Instrumenti varovanja pred tveganjem se vrednotijo po pošteni vrednosti. Spremembe poštene vrednosti instrumenta varovanja pred tveganjem, ki se šteje za učinkovitega, se pripoznajo v kapitalski postavki Rezerve za pošteno vrednost. Neučinkovit del dobička ali izgube se pripozna skozi poslovni izid v postavki »Čisti dobički (izgube) v računovodstvu varovanja pred tveganjem«. Če se ugotovi, da varovanje denarnega toka ne bo več učinkovito ali se razmerje varovanja prekine, se kumulativni dobiček ali izguba instrumenta varovanja, ki ostane pripoznan v prevrednotevalnih rezervah iz obdobja, ko je bilo varovanje učinkovito, ločeno pripozna v prevrednotevalnih rezervah; v slednjem primeru se dobički ali izgube prenesejo skozi poslovni izid v čisti dobiček (izgube) pri obračunavanju varovanja pred tveganjem. »Spremembe poštene vrednosti so zajete v izkazu drugega vseobsegajočega donosa in razkrite v postavki rezerve za pošteno vrednost«.

Spremembe poštene vrednosti izvedenih finančnih instrumentov, ki izhajajo iz kreditnega tveganja nasprotne stranke, se prikažejo v izkazu poslovnega izida, v postavki »Popravki poštene vrednosti v računovodstvu varovanja pred tveganjem«.

Banka preneha obračunavati varovanje pred tveganjem, ko instrument varovanja poteče. Kumulativni dobiček ali izguba instrumenta varovanja pred tveganjem, ki je bil pripoznan v drugem vseobsegajočem donosu iz obdobja, ko je bilo varovanje učinkovito, se prerazvrsti iz kapitala v poslovni izid v istem obdobju, v katerem napovedani denarni tokovi vplivajo na poslovni izid.

B.1.5. Naložbe v kapitalske inštrumente

Naložbe v kapitalske instrumente so lastniški instrumenti in so posledično v skladu z MRS 32 opredeljeni kot finančni instrumenti.

Naložbe v kapitalske instrumente, ki so narejene z namenom vzpostavitve ali ohranjanja dolgoročnega operativnega odnosa z investirancem, so strateške naložbe.

Naložbe v odvisne, pridružene in skupne podvige se merijo po nabavni vrednosti.

Naložbe v kapitalske inštrumente, ki se štejejo za strateške naložbe, ki niso zajete v zgornjih opredelitvah in niso pripoznane v postavki »Nekratkoročna sredstva in skupine za odtujitev, razvrščene med sredstva za prodajo«, so razvrščene med finančna sredstva po pošteni vrednosti prek drugega vseobsegajočega donosa.

B.1.6. Opredmetena osnovna sredstva (nepremičnine, naprave in oprema) in neopredmetena dolgoročna sredstva

1. Opredmetena sredstva

Postavka vključuje:

- zemljišča;
- stavbe;
- pohištvo in napeljave;
- naprave in stroje;
- ostale stroje in opremo;

ki so razdeljeni na:

- sredstva v uporabi;
- sredstva, ki predstavljajo naložbe.

Ta postavka vključuje tudi opredmetena sredstva, ki izhajajo iz izterjave zavarovanja s premoženjem.

Banke lahko prevzamejo nepremičnine (odvzeto premoženje), ki so bile prvotno zastavljene kot zavarovanje v okviru popolne in dokončne poravnave hipoteke za posojila. Takšne nepremičnine, ki so pridobljene predvsem za preprečevanje izgub iz kreditnega poslovanja, se razvrsti na naslednji način:

- nepremičnine, ki je pridobljena v okviru reševanja finančnih težav kreditnojemalcev, se razvrsti med opredmetena osnovna sredstva, če

Povzetek računovodskih usmeritev

je pridobljena nepremičnina namenjena dolgoročni uporabi za lastne poslovne namene banke. V teh (razmeroma redkih) primerih se uporabljajo računovodske zahteve MRS 16 – Opredmetena osnovna sredstva,

- če namerava banka nepremičnino, pridobljeno v okviru reševalnega nakupa, posedovati dolgoročno za pridobivanje najemnin in/ali povečevanje vrednosti kapitala, se nepremičnina razvrsti kot naložbena nepremičnina v skladu z MRS 40 – Naložbene nepremičnine;
- nepremičnine, pridobljene v okviru reševanja finančnih težav kreditorejmalcev, ki se ne bodo uporabljale za lastne poslovne namene ali ki jih banka ne namerava posedovati dolgoročno za pridobivanje najemnin in/ali povečevanje vrednosti kapitala [tj. niso izpolnjena merila za razvrstitev opredmetenih osnovnih sredstev (MRS 16) ali naložbenih nepremičnin (MRS 40)], vendar se bodo v bližnji prihodnosti (v 12 mesecih) prodale, je treba razvrstiti v skladu z MSRP 5 - Nekratkoročna sredstva za prodajo in ustavljeno poslovanje;
- nepremičnine, ki so namenjene prodaji v okviru rednega poslovanja, vendar v obdobju, daljšem od 12 mesecev, je treba razvrstiti med kratkoročna sredstva in jih evidentirati kot zaloge v skladu z določbami MRS 2 – Zaloge.

Nepremičnine, naprave in oprema se sprva pripoznajo po nabavni vrednosti, vključno z vsemi stroški, ki jih je mogoče neposredno pripisati uporabi sredstva (transakcijski stroški, stroški strokovnih storitev, neposredni stroški prevoza, nastali zaradi prenosa sredstva na želeno lokacijo, stroški namestitve in stroški demontaže).

Opredmetena osnovna sredstva se po pripoznanju kot sredstvo pripoznajo po nabavni vrednosti, zmanjšani za nabrano amortizacijo in vse nabrane izgube zaradi oslabitve. Amortizacija se obračuna enakomerno. Zemljišča in sredstva v gradnji se ne amortizirajo.

Doba koristnosti je naslednja:

	Doba koristnosti 2022	Doba koristnosti 2021
Zgradbe	33	33
Vlaganja v tuje objekte	10	10
Računalniška oprema	4-6	4-6
Pohištvo, naprave in motorna vozila	4-10	4-10
Neopredmetena dolgoročna sredstva – programska oprema	5-7	5-7

Banka redno pregleduje dobo koristnosti in po potrebi spremeni obdobje amortizacije. Vlaganja v zakupljene objekte / sredstva se amortizirajo v dobi, ki je krajša, pri čemer se primerjata doba njihove uporabe in preostala doba njihovega zakupa na podlagi metode enakomernega časovnega amortiziranja. Popravila in obnove manjšega obsega se izkažejo v izkazu poslovnega izida.

Banka preverja vrednost svojih opredmetenih osnovnih in neopredmetenih dolgoročnih sredstev, da bi prepoznala, ali utegnejo biti oslabljena. Če obstajajo znamenja oslabljenosti, opravi preizkus oslabljenosti in oceni nadomestljivo vrednost sredstva (višjo izmed dveh postavk: njegove pošteno vrednosti zmanjšane za stroške

prodaje ali njegove vrednosti pri uporabi). Kadar je nadomestljiva vrednost sredstva manjša od njegove knjigovodske vrednosti, zmanjša knjigovodsko vrednost na njegovo nadomestljivo vrednost. Takšno zmanjšanje je izguba zaradi oslabitve. Razveljavitev izgube zaradi oslabitve sredstva se pripozna kot dobiček v izkazu poslovnega izida.

Knjigovodska vrednost opredmetenih osnovnih sredstev se odpravi pri odtujitvi ali kadar od njegove uporabe ali odtujitve ni pričakovati prihodnjih gospodarskih koristi. Dobiček ali izguba, ki izhajata iz odprave pripoznanja postavke, se vključita v izkaz poslovnega izida, ko se sredstvo odpravi. Dobiček ali izguba, ki izhajata iz odprave pripoznanja sredstva, se določita kot razlika med neto iztržkom odtujitve, če obstaja, in knjigovodsko vrednostjo postavke.

Neopredmetena sredstva

Neopredmeteno sredstvo je opredeljeno nedenarno sredstvo brez fizične snovi, ki naj bi se uporabljalo več kot eno leto in od katerega so verjetne prihodnje ekonomske koristi. Neopredmetena sredstva predstavljajo predvsem programska oprema. Neopredmetena sredstva, razen dobrega imena, se pripoznajo po nabavni vrednosti, tj. vključno z vsemi stroški, ki nastanejo zaradi uporabe sredstva, zmanjšanimi za nabrano amortizacijo in izgube zaradi oslabitve.

B.1.7. Najemi

Banka v vlogi najemodajalca

Banka daje sredstva v finančni najem. Pri finančnem najemu se večina tveganj in koristi, povezanih z lastništvom predmeta najema, prenese na najemnika. Sedanja vrednost bodočih najemnin se pripozna kot terjatev iz naslova finančnega najema v postavki Krediti. Prihodki izražajo stalno obdobjo stopnjo donosnosti čiste najemodajalčeve naložbe v finančni najem.

Banka v vlogi najemnika

Banka ima poslovne prostore v poslovnem najemu. Na dan začetka najemnik pripozna sredstvo pravico do uporabe in obveznost iz najema. Na datum začetka najemnik izmeri sredstvo pravico do uporabe po nabavni vrednosti.

Nabavna vrednost sredstva pravica do uporabe vključuje:

- znesek začetne meritve obveznosti najema, kot je opredeljeno v 26. odstavku MSRP16;
- vsa najemnina, plačana na dan začetka ali pred tem, zmanjšana za vse prejete spodbude za najem;
- morebitne začetne neposredne stroške najemnika; in
- oceno stroškov, ki jih bo imel najemnik pri demontaži in odstranitvi osnovnega sredstva, obnovi lokacije, na kateri se nahaja, ali obnovi osnovnega sredstva v stanje, ki ga zahtevajo pogoji najema, razen če ti stroški nastanejo za izdelavo zalog. Najemnik prevzame obveznost za te stroške bodisi na dan začetka bodisi zaradi uporabe osnovnega sredstva v določenem obdobju.

Na dan začetka najemnik meri obveznost najema po sedanjih vrednostih najemnin, ki na ta dan niso plačane. Najemnine se diskontirajo z uporabo obrestne mere, ki je zajeta v najemu, če je to stopnjo mogoče zlahka določiti. Če te obrestne mere ni mogoče zlahka določiti, najemnik uporabi obrestno mero najemnika za izposojanje. Na datum

začetka najema, vključene v merjenje najemne obveznosti, vključujejo naslednja plačila za pravico do uporabe osnovnega sredstva v času trajanja najema, ki niso plačana na dan začetka najema:

- fiksna plačila, zmanjšana za morebitne spodbude za najem;
- variabilne najemnine, ki so odvisne od indeksa ali stopnje, prvotno izmerjene z indeksom ali stopnjo na dan začetka;
- zneski, ki jih bo najemnik plačal na podlagi jamstev preostale vrednosti;
- izvršitvena cena nakupne opcije, če je najemnik upravičeno prepričan, da bo to možnost uveljavil; in
- plačila kazni za odpoved najema, če rok najema odraža najemnika, ki uveljavlja možnost odpovedi najema.

Na podlagi sedanje prevladujoče razlage je bil DDV izključen iz plačil najema za diskontiranje.

Zato se izračun obveznosti za najem in s tem povezane pravice uporabe izvede brez DDV. Najemnine določi pravna oseba na podlagi pogodbe.

Upoštevajte, da se Banka, kot je že bilo omenjeno, v primeru, da pogodba vsebuje "nenajemniško komponento" (tj. Storitve poleg najema), odloči, da bo uporabila praktično smotnost MSRP 16, da ne bo ločila celotnega zneska najema v svoji komponenti da se celotna pogodba obračuna kot najemna pogodba.

Posledično bodo za te pogodbe najemnine celotni znesek, predviden s pogodbo.

Glede na obrestno mero, ki se uporablja za diskontiranje, je dovoljeno uporabljati dodatno posojilno obrestno mero (enako obrestni meri, ki bi jo moral najemnik plačati za izposajo v podobnem obdobju in s podobnim jamstvom sredstva, potrebna za pridobitev sredstva s podobnim vrednost na pravici do uporabe sredstva.)

Najemnik se lahko odloči, da ne bo uporabljal zahtev za:

- kratkoročni najemi;
- najemi, pri katerih je osnovno sredstvo nizke vrednosti

Kot dovoljuje standard, Banka ne bo uporabljala pripoznavanja za kratkoročne najeme, ki so takšni najemi, ki imajo v času začetnega pripoznavanja zapadlost 12 mesecev ali manj

Kot dopušča standard, Banka ne bo uporabljala pripoznavanja za najeme z nizko vrednostjo, ki so takšni najemi, katerih osnovno sredstvo je, ki ima ob novem pošteno vrednost (tržno vrednost) pod 5 tisoč EUR.

B.1.8 Druga sredstva

Druga sredstva sestavljajo zaloge, terjatve za dane predujme in druga sredstva, ki niso izkazana v ostalih postavkah.

B.1.9. Sredstva v posesti za prodajo

Banka razvrsti nekratkoročno sredstvo (ali skupino za odtujitev) med sredstva v posesti za prodajo, če bo njegova knjigovodska vrednost

poravnana predvsem s prodajnim poslom in ne z nadaljnjo uporabo.

Za razvrstitev v to skupino mora sredstvo ustrezati naslednjim pogojem:

- sredstvo mora biti na voljo za takojšnjo prodajo v svojem obstoječem stanju pod pogoji, ki so običajni ali standardni za prodajo takšnih sredstev, in
- verjetnost, da se bo sredstvo prodalo, mora biti zelo visoka, kar pomeni, da:
 - a. mora biti ustrezna raven upravljanja zavezana načrtu prodaje sredstva,
 - b. mora biti sprožen aktiven program za iskanje kupca in dokončanje načrta,
 - c. je potrebno sredstvo aktivno tržiti za prodajo po ceni, ki je razumna glede na njegovo trenutno pošteno vrednost,
 - d. prodaja mora izpolnjevati pogoje za pripoznanje kot zaključena prodaja v enem letu od datuma razvrstitve, razen v primeru, ko lahko dogodki in okoliščine, na katere družba ne more vplivati, podaljšajo obdobje za dokončanje prodaje v enem letu in obstajajo zadostni dokazi, da družba ostaja zavezana svojemu načrtu prodaje sredstva.

Pri oceni verjetnosti prodaje je treba upoštevati verjetnost, da bodo delničarji prodajo odobrili. Takšna sredstva ali skupine za odtujitev se izmerijo po knjigovodski vrednosti ali poštenu vrednosti, zmanjšani za stroške prodaje, odvisno od tega, katera je nižja. Izgube zaradi oslabilve ob začetni razvrstitvi med sredstva v posesti za prodajo in kasnejši dobički in izgube zaradi ponovnega vrednotenja se pripoznajo v poslovnem izidu. Ko so neopredmetena sredstva in opredmetena osnovna sredstva enkrat razvrščena med sredstva v posesti za prodajo, jih ni več mogoče amortizirati ali odpisati.

Prvi pogoj, ki mora biti izpolnjen za razvrstitev med sredstva v posesti za prodajo, je, da je sredstvo ali skupina za odtujitev na voljo za prodajo v obstoječem stanju. V skladu s tem se sredstvo (bodisi nepremičnina bodisi naložba v odvisno podjetje ali pridruženo podjetje), ki ga je treba pred prodajo prestrukturirati, ne more razvrstiti med sredstva za prodajo, tudi če so izpolnjeni drugi pogoji za takšno razvrstitev.

Banka v Izkazu finančnega položaja ločeno izkazuje sredstva namenjena prodaji in ustavljeno poslovanje in obveznosti v povezavi s sredstvi namenjenim prodaji in ustavljeno poslovanje. Ta sredstva in obveznosti se v Izkazu finančnega položaja ne smejo pobotati med seboj.

Čisti saldo dobičkov (dividende, prihodki od obresti itd.) in izgub (odhodki od obresti itd.), ki izhajajo iz ustavljenega poslovanja, se pripozna v izkazu poslovnega izida pod postavko "320. Dobiček (izguba) po obdavčitvi iz naslova ustavljenega poslovanja" (postavka "290. Dobiček (izguba) po obdavčitvi iz naslova ustavljenega poslovanja" v računovodskih izkazih družbe). Dobički in izgube, ki jih je mogoče pripisati posameznim sredstvom ali skupinam za odtujitev, ki ne predstavljajo ustavljenega poslovanja, namenjenega odtujitvi, se pripoznajo v izkazu poslovnega izida znotraj posameznih postavk izkaza poslovnega izida.

Povzetek računovodskih usmeritev

Določbe o merjenju iz MSRP 5 ne veljajo za naslednja sredstva, ki so zajeta v navedenih MSRP, bodisi kot posamezna sredstva bodisi kot skupine za odtujitev:

- (a) odložene terjatve za davek (MRS 12 Davki iz dobička).
- (b) sredstva, ki izhajajo iz zaslužkov zaposlencev (MRS 19 Zaslužki zaposlencev).
- (c) finančna sredstva v okviru MSRP 9 Finančni instrumenti.
- (d) nekratkoročna sredstva, ki so obračunana v skladu z modelom pošteni vrednosti v MRS 40 Naložbene nepremičnine.
- (e) nekratkoročna sredstva, ki se merijo po pošteni vrednosti, zmanjšani za stroške prodaje, v skladu z MRS 41 Kmetijstvo.
- (f) pogodbene pravice iz zavarovalnih pogodb, kot so opredeljene v MSRP 4 Zavarovalne pogodbe.

Pri naknadnem ponovnem merjenju skupine za odtujitev je treba ponovno izmeriti knjigovodske vrednosti vseh sredstev in obveznosti, ki niso v obsegu zahtev za merjenje MSRP 5, vendar so vključena v skupino za odtujitev, razvrščeno kot v posesti za prodajo, v skladu z veljavnimi MSRP, preden se ponovno izmeri pošteni vrednost, zmanjšana za stroške prodaje skupine za odtujitev.

B.2 Obveznosti

B.2.1. Finančne obveznosti merjene po odplačni vrednosti

Banka meri finančne obveznosti po odplačni vrednosti, razen „Finančne obveznosti, namenjene trgovanju“ in „Izvedeni finančni instrumenti-varovanje pred tveganjem“, ki predstavljajo negativno tržno vrednost izvedenih finančnih instrumentov in se merijo po pošteni vrednosti.

Druge finančne obveznosti vključujejo obveznosti za provizije zunaj obsega izračuna amortizirane vrednosti finančnih obveznosti, obveznosti za kupljena finančna sredstva, obveznosti na računu iz poslovnih odnosov, obveznosti do dobaviteljev in druge poslovne obveznosti, ki ustrezajo opredeljeni finančnega instrumenta.

Banka odpravi pripoznanje finančne obveznosti, ko pogodbene obveznosti prenehajo, so odpovedane ali potečejo.

Ciljno usmerjene operacije dolgoročnejšega refinanciranja (TLTRO)

Svet Evropske centralne banke (ECB) je 27. oktobra 2022 sklenil, da v okviru sprejetih ukrepov denarne politike za srednjeročno ponovno vzpostavitev stabilnosti cen od 23. novembra 22 dalje ponovno uskladi pogoje tretje serije ciljno usmerjenih operacij dolgoročnejšega refinanciranja (TLTRO III). Metoda izračuna obrestne mere (EOM) se ohrani za obdobje od datuma poravnave vsake posamezne operacije TLTRO III do 23. novembra 2022 (prvo dodatno prostovoljno poplačilo), od 23. novembra 2022 do datuma zapadlosti / datuma predčasnega poplačila vsake posamezne neporavnane operacije TLTRO III pa se obrestna mera indeksira s povprečno depozitno obrestno mero (DFR) v tem obdobju. Rezultat spremembe je bistvena sprememba pogojev finančne obveznosti, ki se v skladu z MSRP 9, odst. 3.3.6 obračuna kot prenehanje prvotne finančne obveznosti in pripoznanje

novе. Ena najbistvenejših sprememb, ki jih je naredila ECB, je uvedba novih odplačilnih rokov, ki omogočajo predčasno plačilo obveznosti brez sankcij. Ta sprememba se šteje kot kvalitativni argument za pomembno spremembo in posledično za odpravo pripoznanja.

Izdaja obveznic MREL

Minimalna zahteva glede kapitala in kvalificiranih obveznosti (MREL) je minimalni znesek lastniškega kapitala in podrejenega dolga, ki ga mora vzdrževati institucija za podporo učinkovitemu reševanju. V UniCredit banki Slovenija d.d. bo treba lastna sredstva zaradi ugotovljenih primanjkljajev v vseh večletnih načrtih dopolniti z drugimi obveznostmi, ki so predmet ukrepov za reševanje, da se izpolnijo zahteve MREL.

UniCredit Banka Slovenija d.d. je izdala prednostne obveznice z dnem 17.11.2021, ki ustrezajo pogojem za upravičene obveznosti, ki izpolnjujejo interne zahteve MREL v skladu s 35. točko 5. člena slovenskega Zakona o reševanju in prisilnem prenehanju bank. Izdani znesek je znašal 18 milijonov EUR in je obračunan kot obveznosti, merjene po odplačni vrednosti ter v celoti vpisane s strani matične družbe.

B.2.2. Rezervacije za tveganja in stroške

Rezervacija se pripozna, kadar ima Banka sedanjo obveznost zaradi preteklega dogodka in kadar je verjetno, da bo za poravnavo obveznosti potreben odtok virov, ki vključujejo gospodarske koristi, in če je mogoče zanesljivo oceniti znesek obveznosti.

Dane obveznosti in garancije

Rezervacije za tveganja in stroške danih obveznosti in garancij se pripoznajo za nepreklicne obveznosti in jamstva, ne glede na to, ali sodijo v področje MSRP 9 ali MRS 37. Postavka vsebuje ocene pričakovane izgube, izračunane na teh instrumentih, ki izhajajo iz postopka vrednotenja, kot je opisano v poglavju A.2.6. - Oslabitev in rezervacije.

Rezervacije za obdobje se obračunajo pod postavko »Čiste rezervacije za tveganja in stroške: a) dane obveznosti in finančna jamstva«.

Obveznosti do zaposlenih

Rezervacije za pokojnine oz. rezervacije za prejemke za zaposlene, ki se izplačujejo po zaključku zaposlitve, so opredeljene kot načrti prispevkov ali programi z določenimi prejemki glede na naravo načrta.

Načrti z določenimi prispevki so načrti, po katerih družba plačuje fiksne prispevke. Ugodnosti so rezultat zneska plačanih prispevkov in donosa vloženi prispevkov. Delodajalec ne prevzema aktuarskih in/ali naložbenih tveganj, povezanih s tovrstnimi načrti, saj nima pravne ali implicitne obveznosti plačevanja nadaljnjih prispevkov, če načrt ne zadostuje za zagotovitev ugodnosti vsem zaposlenim.

Banka zaposlenim zagotavlja jubilejne nagrade in odpravnine. Vzpostavila je tudi program zadrževanja ključnih kadrov. Zaposleni lahko zahtevajo jubilejne nagrade v okoliščinah, ko jih je delodajalec zaposlil za določeno časovno obdobje. Zaposleni so upravičeni do odpravnin, če so zaposleni v Banki do upokojitvene starosti in so bili

zaposleni v Banki ali Leasingu za najmanj določeno obdobje.

Sedanjo vrednost obveznosti za izplačilo jubilejnih nagrad in odpravnin izračuna neodvisni pooblaščen aktuar po metodi načrtovanih kreditnih enot. Ključne aktuarske predpostavke, ki so vključene v izračun obveznosti, so naslednje:

- diskontna stopnja; znaša 3,5 % za leto 2022 in 1 % za leto 2021;
- ocenjena povečanja plač v prihodnosti; 3 % (nanaša se na plačilo odpravnin)
- povečanje (fiksni) izplačil; 0,5 % (velja za nagrade za dolgoletno delo)
- stopnja umrljivosti – slovenska tabela umrljivosti 2000-2002;
- fluktuacija (prenehanje brez plačila) zaposlenih, na podlagi zabeleženih podatkov preteklih let;
- upokojitvena starost: 63 let za ženske in 65 let za moške;
- trenutni podatki o zaposlenih (dolžina zaposlitve, starost, spol, povprečna plača);
- povprečna mesečna plača v Republiki Sloveniji (bruto 1.999,00 EUR)

Znesek obveznosti iz jubilejnih nagrad in odpravnin se pripozna kot sedanja vrednost pričakovanih prihodnjih denarnih odливov. Aktuarski dobički in izgube za odpravnine se pripoznajo v rezervah poštene vrednosti.

V skladu z MSRP 2 je matična Skupina vzpostavila srednjeročne / dolgoročne delniške opcije in program delnic, s katerimi je UniCredit Italiano SpA podelila kapitalske instrumente. Program je bil ustanovljen za spodbujanje pripadnosti in motivacije izbranih managerjev in zaposlenih za doseganje strateških ciljev matične skupine. Plačilne transakcije na podlagi delnic se poravnajo z lastniškim kapitalom. V skladu z MSRP morajo hčerinske družbe, katerih zaposleni so matični družbi odobrili lastniške instrumente, plačati slednje za dodelitev, dodeljeno svojim zaposlenim.

Poleg tega Banka zaposlenim zagotavlja kratkoročne ugodnosti za zaposlene, kot so prispevki za pokojninsko zavarovanje in pripoznava stroške teh prispevkov.

Program pred upokojitvijo, ki je bil vpeljan leta 2021 z namenom preoblikovanja starostne strukture zaposlenih in odpiranja priložnosti za mlajšo populacijo in nove zaposlene, hkrati pa omogoča postopno pridobivanje izkušenj in znanja, podpira nenehno preoblikovanje procesov in nadaljnjo digitalizacijo ter zadovoljuje potrebe po novih kompetencah v okviru novega načina dela.

Program pred upokojitvijo je prostovoljen in zaposlenim, ki izpolnjujejo določene kriterije, opredeljene v programu pred upokojitvijo, ponuja možnost predčasne upokojitve. V kolikor obveznost ni poravnana, se stanje obveznosti ponovno izmeri na vsak datum bilance stanja, vse spremembe pa se pripoznajo v postavki poslovnega izida "190. Administrativni stroški: a) stroški dela".

Druge rezervacije

Rezervacije za tveganja in stroške se pripoznajo v skladu z zahtevami MRS 37, in sicer ko so izpolnjeni naslednji pogoji:

- ima podjetje sedanjo obveznost (pravno ali konstruktivno) kot

rezultat preteklega dogodka;

- verjetno bo za poravnavo obveznosti potreben odtok virov, ki predstavljajo gospodarske koristi; in
- mogoče je zanesljivo oceniti znesek obveznosti.

Zneski, pripoznani kot rezervacije, so najboljša ocena odhodkov, potrebnih za poravnavo sedanje obveznosti. Tveganja in negotovosti, ki neizogibno obkrožajo ustrezne dogodke in okoliščine, se upoštevajo pri doseganju najboljše ocene rezervacije.

Zlasti, kadar je učinek časovne vrednosti denarja pomemben (na splošno, ko je treba plačilo opraviti več kot 18 mesecev od priznanja), bi moral biti znesek rezervacije sedanja vrednost najboljše ocene stroškov, potrebnih za poravnavo obveznost. Uporabljena diskontna stopnja odraža trenutne ocene trga.

Rezervacije se redno pregledajo in prilagodijo tako, da odražajo trenutno najboljšo oceno. Če postane jasno, da ni več verjetno, da bo za poravnavo obveznosti potreben odtok virov, ki predstavljajo ekonomske koristi, se rezervacija razveljavi.

Druge rezervacije se nanašajo predvsem na:

- Rezervacije za pravne zadeve: rezervacije za pravne zadeve se pripoznajo, ko je izpolnjen pogoj za sprožitev takega plačila in je verjetnost nad 50 %.

Rezervacije za prestrukturiranje: Rezervacije za prestrukturiranje se pripoznajo, ko Banka odobri podroben in formalen načrt prestrukturiranja in se je prestrukturiranje začelo ali pa je bilo javno napovedano.

B.2.3. Delniški kapital

Delniški kapital je sestavljen iz vpoklicanega osnovnega kapitala, kapitalskih rezerv, akumuliranega drugega vseobsegajočega donosa (pri poslih z vrednostnimi papirji, merjenimi po poštenu vrednosti prek drugega vseobsegajočega donosa, pri varovanju denarnih tokov in pri aktuarskih čistih dobičkih / izgubah za pokojninske programe), rezerv iz dobička in čistega dobička poslovnega leta. Spremembe lastnih delnic se poročajo kot neposredna nasprotna postavka lastniškega kapitala, tj. kot zmanjšanje slednjega v znesku morebitnih nakupov in kot povečanje v znesku morebitnih prihodkov od prodaje. Le zadržani dobiček vključno s čistim dobičkom poslovnega leta je izplačljiv.

C. Glavne postavke - izkaz poslovnega izida

C.1. Obrestni prihodki in odhodki

Prihodki in odhodki od obresti se pripoznajo v izkazu poslovnega izida po metodi učinkovite obrestne mere v skladu s Pojasnilom 24. Učinkovita obrestna mera je stopnja, ki natančno diskontira ocenjene prihodnje denarne tokove finančnega instrumenta skozi pričakovano življenjsko dobo finančnega instrumenta na neto knjigovodsko vrednost

Povzetek računovodskih usmeritev

finančnega sredstva ali finančne obveznosti. V izračun učinkovite obrestne mere so vključene vse pristojbine, plačane ali prejete med pogodbenimi strankami, ki jih je mogoče pripisati posebnemu posojilnemu dogovoru.

C.2. Prihodki in odhodki iz provizij ter drugi poslovni dobički

Provizije, ki so vključene v izračun učinkovite obrestne mere, so priznane med obrestnimi prihodki oz. odhodki. Postavki »Prihodki iz opravnin (provizij)« in »Odhodki za opravnine (provizije)« torej vključujeta le tiste provizije, ki niso vključene v izračun učinkovite obrestne mere.

Ostali prihodki iz provizij in drugi poslovni prihodki se priznajo v izkazu poslovnega izida, če podjetje izpolnjuje svojo pogodbeno obveznost, v skladu s pravili MSRP 15 Prihodki iz pogodb s kupci. Pri tem velja, da:

- če je obveznost izpolnjena v določenem trenutku (angl. point in time), se z njo povezani prihodki priznajo v izkazu poslovnega izida, ko je storitev opravljena;
- če je obveznost izpolnjena skozi določeno časovno obdobje (angl. over time), se z njo povezani prihodki priznajo v izkazu poslovnega izida skladno z napredkom pri izpolnjevanju obveznosti.

Zaradi zgoraj omenjenih pravil se transakcijske provizije (npr. provizije iz trgovanja z vrednostnimi papirji) knjižijo v trenutku, ko je storitev opravljena, medtem ko se provizije za upravljanje sredstev, za varno hrambo in provizije za prevzem obveznosti običajno priznajo v času trajanja pogodbe (metoda vložkov).

Če čas unovčenja ni usklajen z načinom izpolnjevanja obveznosti, Banka obračuna pogodbeno sredstvo ali pogodbeno obveznost za del prihodkov, ki so nastali v določenem obdobju ali ki se odložijo do naslednjih obdobj.

Če je znesek, ki je predviden s pogodbo, v celoti ali delno odvisen od variabilnosti, se prihodki knjižijo v višini najverjetnejšega zneska, ki ga Banka pričakuje.

Če se pogodba nanaša na različno blago/storitve, katerih obveznosti niso izpolnjene istočasno, se prihodki razporedijo med različne obveznosti, sorazmerno s samostojno ceno posameznega dostavljenega blaga ali storitve in se bodo zato priznali v izkazu poslovnega izida na podlagi časa izpolnitve posamezne obveznosti.

C.3. Čisti dobički / izgube iz finančnih sredstev in obveznosti, ki niso merjeni po pošteni vrednosti prek poslovnega izida

Ta kategorija vključuje dobičke in izgube, ustvarjene pri odtujitvi dolžniških instrumentov po pošteni vrednosti prek drugega vseobsegajočega donosa ter posojil po odplačni vrednosti in kapitalnih instrumentov.

C.4. Prihodki iz dividend

Dividende se priznajo v izkazu poslovnega izida za leto, v katerem je bila odobrena njihova razdelitev.

Prihodki od dividend, ki izhajajo iz »Finančnih sredstev, namenjenih trgovanju«, »Finančnih sredstev po pošteni vrednosti skozi poslovni izid«, ki niso namenjena trgovanju, in »Finančna sredstva po pošteni vrednosti prek drugega vseobsegajočega donosa« se poročajo v postavki Prihodki od dividend.

C.5. Tekoči in odloženi davek

Tekoča sredstva in davčne obveznosti se izračunajo v skladu z lokalnimi davčnimi predpisi in se priznajo v poslovnem izidu po nastanku poslovnega dogodka. Zlasti trenutni davek od dohodka pravnih oseb se izračuna po stopnji 19 % za leti 2020 in 2021, odloženi davek pa prav tako znaša 19 %.

Na splošno odložene terjatve in obveznosti za davek nastanejo, kadar obstaja razlika med računovodsko obravnavo in davčno obravnavo knjigovodske vrednosti sredstva ali obveznosti, razen začasnih razlik pri začetnem priznanju sredstev ali obveznosti v poslu, ki ni poslovna združitev in ne vpliva niti na računovodski niti obdavčljivi poslovni izid.

Odložene terjatve za davek se priznajo za neuveljavljene davčne izgube, neuveljavljene davčne dobropise in odbitnečasne razlike, če je verjetno, da bodo v prihodnosti na voljo obdavčljivi dobički, v breme katerih jih bo mogoče uporabiti. Prihodnji obdavčljivi dobički se določijo na podlagi odprave ustreznih obdavčljivih začasnih razlik. Če znesek prihodnjih obdavčljivih dobičkov ne zadošča za priznanje odložene terjatve za davek v celoti, se bodoči obdavčljivi dobički, prilagojeni za odpravo obstoječih začasnih razlik, upoštevajo na podlagi poslovnih načrtov za prihodnja 3 leta. Odložene terjatve za davek se pregledajo na vsak datum poročanja in se zmanjšajo za znesek, za katerega ni več verjetno, da bo mogoče uveljaviti davčno olajšavo. Takšna zmanjšanja se odpravijo, ko se verjetnost prihodnjih obdavčljivih dobičkov izboljša. Nepripoznane odložene terjatve za davek se ponovno ocenijo na vsak datum poročanja in priznajo, če je postalo verjetno, da bodo v prihodnosti na voljo obdavčljivi dobički, v breme katerega jih bo mogoče uporabiti.

Tekoči in odloženi davki se priznajo v odhodkih (prihodkih) za davek iz dobička in izgube, ki se nanašajo na dobiček ali izgubo iz nadaljevanja poslovanja, razen za davke, ki se nanašajo na postavke, ki se v istem ali v drugem proračunskem letu pripisujejo ali obračunajo neposredno v kapital, kot je tiste, ki se nanašajo na dobičke ali izgube na finančnih sredstvih po pošteni vrednosti preko drugega vseobsegajočega donosa in tiste, ki se nanašajo na spremembe poštenih vrednosti instrumentov za varovanje denarnih tokov, katerih spremembe vrednosti se priznajo brez davka, neposredno v izkazu drugega vseobsegajočega donosa - rezervacije iz vrednotenja.

Davčni odhodek (davčni dohodek) obsega tekoče davčne odhodke (tekoči davčni dohodek) in odloženi davčni odhodek (odloženi davčni dohodek).

Banka je zavezana različnim posrednim davkom. Ti so vključeni kot sestavni del upravnih stroškov. Davek na finančne storitve se odšteje od dohodka, na katerega se nanaša.

Vsako tako zmanjšanje se odpravi, kolikor postane verjetno, da bo na voljo zadosten obdavčljivi dobiček.

D. Ostale informacije

D.1. Poslovanje po pooblastilih in posredniško poslovanje

Sredstva, ki jih Banka upravlja kot pooblaščenec, zaupnik ali posrednik, niso sredstva Banke in kot takšna niso vključena v računovodske izkaze Banke. S tem poslovanjem Banka zasluži provizijo, ki je izkazana kot »Opravnilna od posredniških in komisijskih poslov« v izkazu poslovnega izida Banke.

D.2. Regulatorne zahteve

Za Banko veljajo regulatorne zahteve Banke Slovenije. Ti predpisi vključujejo limite in druge omejitve, ki se nanašajo na zahteve za minimalno kapitalsko ustreznost, klasifikacijo posojil in zunajbilančnih obveznosti in rezervacij za kritje kreditnega tveganja, likvidnosti, obrestnih in deviznih pozicij. Banka Slovenije prav tako zahteva pojasnila o poslovanju po pooblastilu in o posredniškem poslovanju, ne zahtevajo pa jih MSRP. Na dan 31. december 2022 je bila Banka v vseh pomembnih pogledih usklajena z vsemi regulatornimi zahtevami.

D.3. Povezane osebe

Po definiciji iz Mednarodnih računovodskih standardov je povezana stranka posameznik ali podjetje, ki je povezano s podjetjem, ki pripravlja računovodske izkaze ("poročajoče podjetje").

- (a) Posameznik ali ožji član posameznikove družine je povezan s poročajočim podjetjem, če ta posameznik:
- (i) obvladuje ali skupno obvladuje poročajoče podjetje,
 - (ii) pomembno vpliva na poročajoče podjetje, ali
 - (iii) je član ključnega ravnateljskega osebja poročajočega podjetja ali obvladujočega podjetja poročajočega podjetja.

(b) Podjetje je povezano s poročajočim podjetjem, če velja kateri koli od naslednjih pogojev:

- (i) podjetje in poročajoče podjetje sta člana iste skupine (kar pomeni, da so vsa obvladujoča podjetja, odvisna podjetja in soodvisna podjetja povezana z drugimi podjetji),
- (ii) eno podjetje je pridruženo podjetje ali skupni podvig drugega podjetja (ali pridruženo podjetje ali skupni podvig člana skupine, katere član je drugo podjetje),
- (iii) obe podjetji sta skupni podvig iste tretje osebe,
- (iv) eno podjetje je skupni podvig tretjega podjetja, pri čemer je drugo podjetje pridruženo podjetje tretjega podjetja,
- (v) podjetje je program pozaposlitvenih zaslužkov za zaposlene

v poročajočem podjetju ali podjetju, ki je povezano s poročajočim podjetjem. Če je samo poročajoče podjetje takšen program, so pokroviteljski zaposlovalci prav tako povezani s poročajočim podjetjem,

(vi) podjetje obvladuje ali skupno obvladuje posameznik iz točke (a),

(vii) posameznik iz točke (a)(i) pomembno vpliva na podjetje ali je član ključnega ravnateljskega osebja podjetja (ali obvladujočega podjetja podjetja).

(viii) Podjetje, ali kateri koli član skupine, katere del je podjetje, zagotavlja storitve ključnega poslovnega osebja poročajočemu podjetju ali obvladujočemu podjetju poročajočega podjetja.

Pri proučevanju vseh možnih oblik povezav med strankami je pozornost namenjena zlasti vsebini povezave in ne le pravni obliki.

D.4. Dogodki po zaključku poslovnega leta 2022

Po zaključku poslovnega leta 2022 ni bilo nobenih pomembnih dogodkov, ki bi zahtevali dodatna razkritja.

E. Izkaz denarnih tokov

Pri poročanju o denarnih tokovih so denarna sredstva opredeljena kot denar v blagajni in na transakcijskih računih pri bankah, vključno z obveznimi rezervami pri Banki Slovenije. Denarni ustrezniki so opredeljeni kot kratkoročne hitro unovčljive naložbe, ki so takoj pretvorljive v znane zneske denarnih sredstev in pri katerih je tveganje spremembe vrednosti nepomembno.

Banka sestavi izkaz denarnih tokov po posredni metodi. Za prikaz denarnih tokov pri poslovanju Banka poslovni izid pred obdavčitvijo dopolni z učinki naslednjih nedenarnih postavk: amortizacija, oslabitve, dobički in izgube iz tečajnih razlik, dobički in izgube ob spremembe pogojev odplačevanja dolžniških finančnih instrumentov, dobički in izgube pri prodaji opredmetenih sredstev in neopredmetenih dolgoročnih sredstev, iz financiranja in naložbenja. V skladu s Sklepom o poslovnih knjigah in letnih poročilih bank in hranilnic Banka ne glede na to, da sestavi izkaz denarnih tokov po posredni metodi, za prikaz denarnih tokov pri naložbenju in denarnih tokov pri financiranju uporabi neposredno metodo.

Pojasnila k računovodskim izkazom

F. Pojasnila k računovodskim izkazom

Pojasnilo 1: Denar v blagajni, stanje na računih pri centralnih bankah in vpogledne vloge pri bankah

Evropska centralna banka (ECB) od kreditnih institucij s sedežem v sodelujočih državah članicah zahteva, da izpolnjujejo obvezne rezerve, ki jih je potrebno imeti na računih pri ECB in pri sodelujočih nacionalnih centralnih bankah. Ključnega pomena je, da imajo kreditne institucije te rezerve le na računih pri sodelujočih nacionalnih centralnih bankah.

EUR 1.000	Banka	
	31. 12. 2022	31. 12. 2021
Denar v blagajni	8.487	8.044
Stanja na računih in obvezne rezerve pri centralnih bankah	682.859	697.372
Vpogledne vloge pri bankah	54.620	46.271
Popravek vrednosti	(3)	(2)
Skupaj	745.963	751.685

Obvezne rezerve na dan 31.12.2022 znašajo 24.062.363 EUR.

Pojasnilo 2: Finančna sredstva v posesti za trgovanje

EUR 1.000	31. 12. 2022			31. 12. 2021		
	Raven 1	Raven 2	Skupaj	Raven 1	Raven 2	Skupaj
Dolžniški vrednostni papirji	-	-	-	-	989	989
Obveznice, Republika Slovenija	-	-	-	-	989	989
Kredit	-	3	3	-	1	1
Izvedeni finančni instrumenti namenjeni trgovanju	-	75.616	75.616	-	22.690	22.690
Terminske pogodbe (Forward)	-	4.065	4.065	-	1.424	1.424
Opcije (Option)	-	26.750	26.750	-	12.843	12.843
Zamenjave (Swap)	-	44.801	44.801	-	8.423	8.423
Skupaj	-	75.619	75.619	-	23.680	23.680

EUR '000	31. 12. 2022		31. 12. 2021	
	Nominalna vrednost	Poštena vrednost	Nominalna vrednost	Poštena vrednost
	Sredstva	Sredstva	Sredstva	Sredstva
Terminske pogodbe - OTC (Forward in Futures)	166.776	4.065	96.335	1.424
Obrestne zamenjave - OTC (Swap)	458.900	44.035	416.232	8.059
Zamenjave - OTC (Swap)	33.216	767	49.531	483
Opcije - OTC (Option)	129.376	26.749	117.798	12.723
	788.268	75.616	679.896	22.690

Pojasnilo 3: Finančna sredstva, obvezno merjena po pošteni vrednosti prek poslovnega izida, ki niso v posesti za trgovanje

EUR 1.000	31. 12. 2022			31. 12. 2021		
	Raven 2	Raven 3	Skupaj	Raven 2	Raven 3	Skupaj
Naložbe v kapitalske instrumente	1.778	595	2.373	1.181	1.142	2.323
Skupaj	1.778	595	2.373	1.181	1.142	2.323

Kapitalski instrumenti vključujejo delnice Visa serije A na ravni 2 in serije C na ravni 3.

Za merjenje poštene vrednosti se uporabljajo neupoštevani vložki (Unobservable inputs).

Čprav banka meni, da so ocene poštene vrednosti ustrezne, lahko uporaba različnih metodologij ali predpostavk vodi do različnih poštenih vrednosti. Zato se za instrumente poštene vrednosti v ravni 3 (npr. delnice VISA) analiza občutljivosti izvaja na podlagi predpostavke spremembe tržne cene.

Pojasnilo 3.1: Gibanje naložb v kapitalske instrumente

EUR 1.000	31. 12. 2022	31. 12. 2021
Začetno stanje	2.323	2.185
Povečanje	702	188
Tečajne razlike	180	188
Pozitivno vrednotenje	522	-
Zmanjšanje	(652)	(50)
Negativno vrednotenje	(652)	(50)
Končno stanje	2.373	2.323

Pojasnilo 4: Finančna sredstva, merjena po pošteni vrednosti prek drugega vseobsegajočega donosa

EUR 1.000	31. 12. 2022				31. 12. 2021			
	Raven 1	Raven 2	Raven 3	Skupaj	Raven 1	Raven 2	Raven 3	Skupaj
Naložbe v kapitalske instrumente	-	21.841	125	21.966	-	22.856	92	22.948
Obveznice, Republika Slovenija	195.253	24.703	-	219.956	-	214.336	-	214.336
Obveznice, druge države	54.792	-	-	54.792	48.206	-	-	48.206
Oslabitve	(6)	-	-	(6)	(2)	(3)	-	(5)
Skupaj	250.039	46.544	125	296.708	48.204	237.189	92	285.485

Banka poroča v Ravni 1 državne obveznice Slovenije, Italije in Poljske, zakladne menice Slovenije se poročajo v ravni 2. Raven 2 vključuje finančna sredstva, katerih poštena vrednost temelji na kotirani ceni za enak instrument in za katera ne obstaja delujoči trg.

Pojasnila k računovodskim izkazom

Pojasnilo 4.1: Gibanje naložb v kapitalne instrumente

EUR 1.000	31. 12. 2022		31. 12. 2021	
	Skupaj	Raven 3	Skupaj	Raven 3
Začetno stanje	22.948	92	23.145	92
Povečanje	33	33	-	-
Pozitivno vrednotenje - pripoznano v izkazu drugega vseobsegajočega donosa	33	33	-	-
Zmanjšanje	(1.015)	-	(197)	-
Negativno vrednotenje - pripoznano v izkazu drugega vseobsegajočega donosa	(1.015)	-	(197)	-
Končno stanje	21.966	125	22.948	92

Pojasnilo 4.2: Gibanje dolžniških vrednostnih papirjev

EUR 1.000	31. 12. 2022		31. 12. 2021	
	Skupaj		Skupaj	
Začetno stanje	262.537		301.703	
Povečanje	149.904		190.675	
Nakup	148.292		189.422	
Pozitivno vrednotenje - pripoznano v izkazu drugega vseobsegajočega donosa	1.612		1.253	
Zmanjšanje	(137.699)		(229.841)	
Prodaja / unovčenje	(96.217)		(220.864)	
Negativno vrednotenje - pripoznano v izkazu drugega vseobsegajočega donosa	(41.482)		(8.977)	
Končno stanje	274.742		262.537	

Pozitivne in negativne spremembe vključujejo razliko vrednotenja med tržno vrednostjo in knjigovodsko vrednostjo ter popravek poštene vrednosti, medtem ko je AGIO (amortizira premije ali diskonte obveznic do zapadlosti. Premija ali diskont prilagodita donos stopnji zapadlosti) in sprememba poštene vrednosti varovane postavke prikazan v pojasnilu 21.2 – Akumulirani drugi vseobsegajoči donos, Finančna sredstva po pošteni vrednosti prek drugega vseobsegajočega donosa.

Pojasnilo 4.3: Oslabitve dolžniških vrednostnih papirjev

EUR 1.000	31. 12. 2022	31. 12. 2021
Začetno stanje	(5)	(34)
Oblikovane oslabitve	(2)	(1)
Odpravljene oslabitve	1	30
Končno stanje	(6)	(5)

Pojasnilo 5: Finančna sredstva, merjena po odplačni vrednosti

EUR 1.000	Banka	
	31. 12. 2022	31. 12. 2021
Dolžniški vrednostni papirji	33.389	33.353
Kreditni bankam	64.989	53.853
Kreditni strankam, ki niso banke	2.042.380	1.879.453
Druga finančna sredstva	23.773	2.772
Skupaj	2.164.531	1.969.431

Pojasnilo 5.1.: Dolžniški vrednostni papirji

EUR 1.000	Banka	
	31. 12. 2022	31. 12. 2021
Dolžniški vrednostni papirji	33.389	33.353
Skupaj	33.389	33.353

Pojasnilo 5.2.: Krediti bankam

EUR 1.000	Banka	
	31. 12. 2022	31. 12. 2021
Kratkoročni krediti	62.483	53.855
Dolgoročni krediti	2.512	-
Oslabitev	(6)	(2)
Skupaj	64.989	53.853

Pojasnilo 5.3.: Gibanje oslabitev kreditov bankam

EUR 1.000	Banka	
	31. 12. 2022	31. 12. 2021
Začetno stanje	(2)	(4)
Oblikovane oslabitve	(7)	(2)
Odpravljene oslabitve	3	4
Končno stanje	(6)	(2)

Pojasnila k računovodskim izkazom

Pojasnilo 5.4.: Krediti strankam, ki niso banke

Banka

EUR 1.000	31. 12. 2022			31. 12. 2021		
	Bruto vrednost	Oslabitve	Neto vrednost	Bruto vrednost	Oslabitve	Neto vrednost
Kredit						
Kratkoročni	278.663	(3.971)	274.692	175.527	(11.548)	163.979
Podjetja	250.450	(3.273)	247.177	151.046	(9.262)	141.784
Finančne institucije	5.151	(5)	5.146	823	(1)	822
Javni sektor	662	-	662	81	-	81
Prebivalstvo	20.184	(583)	19.601	21.946	(1.949)	19.997
Samostojni podjetniki	2.175	(94)	2.081	1.591	(320)	1.271
Neprofitni izvajalci storitev gospodinjstvom	41	(16)	25	40	(16)	24
Dolgoročni	1.805.921	(38.250)	1.767.671	1.760.152	(44.730)	1.715.422
Podjetja	703.220	(21.207)	682.013	686.449	(20.651)	665.798
Finančne institucije	29.418	(94)	29.324	62.428	(1.127)	61.301
Javni sektor	223.499	(61)	223.438	206.744	(560)	206.184
Prebivalstvo	841.673	(16.470)	825.203	795.128	(21.210)	773.918
Samostojni podjetniki	8.017	(330)	7.687	9.098	(1.099)	7.999
Neprofitni izvajalci storitev gospodinjstvom	94	(88)	6	305	(83)	222
Finančni najem						
Dolgoročni	17	-	17	54	(2)	52
Podjetja	9	-	9	38	(2)	36
Samostojni podjetniki	8	-	8	16	-	16
Skupaj	2.084.601	(42.221)	2.042.380	1.935.733	(56.280)	1.879.453

Stanje kreditov zaposlenim na dan 31. december 2022 znaša 19.780 tisoč evrov. Stanje kreditov zaposlenim na 31. december 2021 znaša 18.706 tisoč evrov.

Pojasnilo 5.5.: Finančni najem

EUR 1.000	Banka			
	31. 12. 2022		31. 12. 2021	
	Bruto naložba v najem	Sedanja vrednost terjatev za najmanjšo vsoto najemnin	Bruto naložba v najem	Sedanja vrednost terjatev za najmanjšo vsoto najemnin
v največ letu dni	13	13	22	21
v več kot letu dni in ne več kot 5 letih	4	4	32	31
Skupaj	17	17	54	52

Neto naložba v najem se prizna kot sredstvo v finančnem najemu v postavki Posojila in terjatve.

EUR 1.000	Banka	
	31. 12. 2022	31. 12. 2021
Sedanja vrednost bodočih najemov	-	2

Sedanja vrednost bodočih najemnin znaša manj kot tisoč evrov.

Pojasnilo 5.6.: Druga finančna sredstva

EUR 1.000	Banka	
	31. 12. 2022	31. 12. 2021
Terjatve za provizije (opravnine)	719	411
Oslabitve provizij (opravnin)	(171)	(237)
Prehodno nezaračunani prihodki za bančne produkte	602	637
Terjatve v obračunu	2.749	690
Druga finančna sredstva	20.350	1.271
Oslabitve drugih finančnih sredstev	(476)	-
Skupaj	23.773	2.772

Med drugimi finančnimi sredstvi banka izkazuje razmejeni znesek v zvezi s prejemki od prodaje odvisne družbe Pojasnilo 42.

Pojasnilo 6: Izvedeni finančni instrumenti – obračunavanje varovanja pred tveganjem

EUR 1.000	31. 12. 2022	31. 12. 2021
	Raven 2	Raven 2
Instrumenti za varovanje posameznih finančnih postavk	30.449	1.560
Varovanje poštene vrednosti kreditov, merjenih po odplačni vrednosti	30.449	1.560
Instrumenti za varovanje skupine finančnih postavk	72.775	11.292
Varovanje poštene vrednosti	72.775	11.292
Skupaj	103.224	12.852

EUR 1.000	31. 12. 2022		31. 12. 2021	
	Nominalna vrednost Sredstva	Poštena vrednost Sredstva	Nominalna vrednost Sredstva	Poštena vrednost Sredstva
Izvedeni finančni instrumenti				
- Obrestne zamenjave - OTC (swap)				
Instrumenti za varovanje posameznih finančnih postavk	264.129	30.379	78.015	1.556
Instrumenti za varovanje skupine finančnih postavk	626.385	72.845	532.384	11.296
Skupaj	890.514	103.224	610.399	12.852

EUR 1.000	31. 12. 2022	31. 12. 2021
	Sredstva	Sredstva
Izpostavljenost tveganju		
Obrestna mera		
Varovanje poštene vrednosti	103.224	12.852
Skupaj obrestni izvedeni finančni instrumenti	103.224	12.852
Izvedeni finančni instrumenti namenjeni varovanju		
- Obrestne zamenjave - OTC (swap)		
Instrumenti za varovanje posameznih finančnih postavk	30.379	1.556
Instrumenti za varovanje skupine finančnih postavk	72.845	11.296
Skupaj	103.224	12.852

Pojasnila k računovodskim izkazom

EUR 1.000	31. 12. 2022	31. 12. 2021
	Sprememba poštene vrednosti, ki se uporablja za izračun učinkovitosti varovanja pred tveganjem	Sprememba poštene vrednosti, ki se uporablja za izračun učinkovitosti varovanja pred tveganjem
Postavka v izkazu finančnega položaja, ki vključuje instrument varovanja pred tveganjem		
Sredstva - Izvedeni finančni instrumenti - Varovanje pred tveganjem	111.954	(3.942)

EUR 1.000	31. 12. 2022	31. 12. 2021
Akumulirani znesek prilagoditve varovanja poštene vrednosti pred tveganjem za varovano postavko, vključeno v knjigovodsko vrednost varovane postavke	Postavka v izkazu finančnega položaja, ki vključuje instrument varovanja pred tveganjem	Sprememba poštene vrednosti, ki se uporablja za izračun neučinkovitosti varovanja pred tveganjem
(29,069)	Finančna sredstva merjena po pošteni vrednosti predko drugega vseobsegajočega donosa	2,606
72,995	Finančna sredstva merjena po odplačni vrednosti	(5,096)

EUR 1.000	31. 12. 2022	31. 12. 2021
	Spremembe vrednosti instrumenta za varovanje pred tveganjem, pripoznanega v drugem vseobsegajočem donosu	Spremembe vrednosti instrumenta za varovanje pred tveganjem, pripoznanega v drugem vseobsegajočem donosu
Postavka v izkazu finančnega položaja, ki vključuje instrument varovanja pred tveganjem		
Akumuliran znesek drugega vseobsegajočega donosa	(121)	(177)

Pojasnilo 7: Spremembe poštene vrednosti skupine varovanih postavk pred obrestnim tveganjem – sredstva

EUR 1.000	31. 12. 2022	31. 12. 2021
Pozitivne spremembe poštene vrednosti skupine varovanih postavk pred obrestnim tveganjem	-	7.936
Negativne spremembe poštene vrednosti skupine varovanih postavk pred obrestnim tveganjem	(72.996)	(2.840)
Skupaj	(72.996)	5.096

Pojasnilo 8: Opredmetena sredstva

2022

EUR 1.000	Vlaganja v tuje objekte	Računalniška oprema	Druga oprema	Oprema v pripravi	Nepremičnine v poslovnem najemu	Oprema in druga opredmetena osnovna sredstva v poslovnem najemu	Skupaj
Začetno stanje	7.546	7.242	4.327	425	15.983	272	35.795
Čista knjigovodska vrednost							
Povečanje	1.097	-	-	372	-	71	1.540
Zmanjšanje	-	-	-	-	(1.222)	-	(1.222)
Prenos iz opreme v pripravi	-	289	324	(613)	-	-	-
Izločitev	(1.037)	(1.037)	(322)	-	-	(58)	(2.454)
Končno stanje	7.606	6.494	4.329	184	14.761	285	33.659
Amortizacijski popravek vrednosti							
Začetno stanje	6.532	5.693	3.839	-	4.898	106	21.068
Amortizacija za leto	246	570	118	-	1.537	56	2.527
Izločitev	(1.034)	(1.034)	(320)	-	-	(41)	(2.429)
Končno stanje	5.744	5.229	3.637	-	6.435	121	21.166
Čista knjigovodska vrednost							
Začetno stanje	1.014	1.550	488	425	11.085	166	14.728
Končno stanje	1.862	1.265	692	184	8.326	164	12.493

2021

EUR 1.000	Vlaganja v tuje objekte	Računalniška oprema	Druga oprema	Oprema v pripravi	Nepremičnine v poslovnem najemu	Oprema in druga opredmetena osnovna sredstva v poslovnem najemu	Skupaj
Nabavna vrednost							
Začetno stanje	8.310	6.960	5.118	105	19.779	214	40.485
Povečanje	563	-	-	1.146	(2.781)	130	(941)
Prenos iz opreme v pripravi	-	755	71	(826)	-	-	-
Izločitev	(1.327)	(473)	(862)	-	(1.016)	(72)	(3.748)
Končno stanje	7.546	7.242	4.327	425	15.983	272	35.795
Amortizacijski popravek vrednosti							
Začetno stanje	7.659	5.646	4.533	-	3.314	103	21.255
Amortizacija za leto	180	519	164	-	1.746	58	2.667
Izločitev	(1.307)	(472)	(858)	-	(163)	(54)	(2.854)
Končno stanje	6.532	5.693	3.839	-	4.898	106	21.068
Čista knjigovodska vrednost							
Začetno stanje	651	1.314	585	105	16.465	111	19.230
Končno stanje	1.014	1.550	488	425	11.085	166	14.728

Pojasnila k računovodskim izkazom

Pojasnilo 9: Neopredmetena dolgoročna sredstva

EUR 1.000	2022			2021		
	Neopredmetena dolgoročna sredstva v uporabi	Neopredmetena dolgoročna sredstva v pripravi	Skupaj	Neopredmetena dolgoročna sredstva v uporabi	Neopredmetena dolgoročna sredstva v pripravi	Skupaj
Nabavna vrednost						
Začetno stanje	48.708	3.729	52.437	44.822	3.691	48.513
Povečanje	-	3.314	3.314	-	3.924	3.924
Prenos iz opreme v pripravi	2.458	(2.458)	-	3.885	(3.885)	-
Izločitev	(159)	-	(159)	-	-	-
Končno stanje	51.007	4.585	55.593	48.708	3.729	52.437
Amortizacijski popravek vrednosti						
Začetno stanje	38.303	-	38.303	34.609	-	34.609
Amortizacija za leto	3.681	-	3.681	3.694	-	3.694
Izločitev	-	-	-	-	-	-
Končno stanje	41.984	-	41.984	38.303	-	38.303
Čista knjigovodska vrednost						
Začetno stanje	10.404	3.729	14.134	10.213	3.691	13.904
Končno stanje	9.023	4.585	13.608	10.404	3.729	14.133

Pojasnilo 10: Terjatve in obveznosti iz naslova davkov

Tekoči davek

EUR 1.000	Banka		
	31. 12. 2022	31. 12. 2021	Učinek v letu 2022
Terjatve za tekoči davek	2.176	2.099	77
Pobot terjatev za tekoči davek	(2.176)	(2.099)	(77)
Stanje terjatev za tekoči davek	-	-	-
Obveznosti za tekoči davek	6.340	2.546	3.794
Pobot obveznosti za tekoči davek	(2.176)	(2.099)	(77)
Stanje obveznosti za tekoči davek	4.164	447	3.717

Zneski odloženih davkov so prilagojeni na osnovi pripravljenih projekcijisti pri čemer se referiramo na MRS 12. Projekcije so pripravljene za prihodnja leta z namenom preveriti, ali obstajajo prihodnji obdavčljivi prihodki, s katerimi je mogoče pobotati sredstva odloženega davka.

Odložena terjatev za davek se pripozna skladno s presojo sledečih postavk:

- določitev dobička pred davki in obdavčljivega dohodka v ustreznem časovnem obdobju 10 let
- oceno verjetnosti obdavčljivega dobička, določenega na podlagi prejšnje točke

Da bi dokazali, da je dobiček pred davkom verjetno na voljo za uporabo pripoznave odložene terjatve za davek, se uporablja stohastična simulacija ob predpostavki, da je interval zaupanja nad 50 % za leta, ki presegajo izredna leta (tj. obdobje večletnega načrta).

EUR 1.000	Banka		
	31. 12. 2022	31. 12. 2021	Učinek v letu 2022
Finančna sredstva merjena po pošteni vrednosti čez drugi vseobsegajoči donos	1.536	57	1.479
Opredmetena in neopredmetena osnovna sredstva, naložbene nepremičnine	-	1	(1)
Rezervacije za jubilejne nagrade in odpravnine	58	152	(94)
Finančna sredstva, merjena po pošteni vrednosti prek drugega vseobsegajočega donosa – kapitalski instrumenti	1	59	(58)
Pobot odloženih davkov	(897)	(268)	(629)
Stanje terjatev za odloženi davek	698	-	698
Rezervacije za jubilejne nagrade in odpravnine	-	61	(61)
Varovanje denarnih tokov	6	109	(103)
Finančna sredstva, merjena po pošteni vrednosti prek drugega vseobsegajočega donosa – dolžniški instrumenti	891	1.256	(365)
Pobot odloženih obveznosti	(897)	(268)	(629)
Stanje obveznosti za odloženi davek	-	1.158	(1.158)

Odložene terjatve in obveznosti za davek se nanašajo na pozicije, ki so izkazane v drugem vseobsegajočem donosu, razen rezervacij za jubilejne nagrade in odpravnine, ki so delno (aktuarski dobički/izgube) pripoznane v drugem vseobsegajočem donosu in delno v izkazu poslovnega izida. Gibanje terjatev in obveznosti za odloženi davek v višini 61 tisoč EUR je bilo zato prikazano v breme davka od dohodkov pravnih oseb. Stanje odloženih terjatev za davek iz naslova rezervacije za jubilejne nagrade pripoznano v izkazu poslovnega izida znaša 29 tisoč EUR (31. 12. 2021: 32 tisoč obveznosti za odložen davek)

Pojasnilo 11: Druga sredstva

EUR 1.000	Banka	
	31. 12. 2022	31. 12. 2021
Predujmi	84	684
Nevračunani stroški in odhodki	796	714
Prehodno nezaračunani prihodki	1.054	1.035
Plemenite kovine	14	27
Druge terjatve	140	61
Oslabitve drugih sredstev	(8)	(9)
Skupaj	2.080	2.511

Pojasnilo 12: Nekratkoročna sredstva in skupine za odtujitev, namenjene prodaji

Decembra 2021 je Banka sprejela odločitev o prodaji portfelja nedonosnih posojil.

EUR 1.000	31. 12. 2022
Nekratkoročna sredstva v posesti za prodajo in ustavljeno poslovanje	2.120
Knjigovodska vrednost skupine za odtujitev	2.120

Pojasnila k računovodskim izkazom

Pojasnilo 13: Finančne obveznosti, namenjene trgovanju

EUR 1.000	31. 12. 2022			31. 12. 2021		
	Raven 1	Raven 2	Skupaj	Raven 1	Raven 2	Skupaj
Izvedeni finančni instrumenti, namenjeni trgovanju	-	69.544	69.544	-	20.534	20.534
Terminske pogodbe (Forward)	-	3.975	3.975	-	997	997
Opcije (Option)	-	21.628	21.628	-	10.665	10.665
Zamenjave (Swap)	-	43.941	43.941	-	8.872	8.872
Ostale finančne obveznosti, namenjene trgovanju	-	6	6	-	1	1
Skupaj	-	69.550	69.550	-	20.535	20.535

EUR 1.000	31. 12. 2022		31. 12. 2021	
	Nominalna vrednost Obveznosti	Poštena vrednost Obveznosti	Nominalna vrednost Obveznosti	Poštena vrednost Obveznosti
Izvedeni finančni instrumenti namenjeni trgovanju				
Terminske pogodbe - OTC (Forward in Futures)	170.756	3.975	66.926	997
Obrestne zamenjave - OTC (Swap)	467.900	43.229	416.232	8.009
Zamenjave - OTC (Swap)	28.562	712	34.251	863
Opcije - OTC (Option)	129.376	21.628	117.798	10.665
	796.594	69.544	635.207	20.534

Pojasnilo 14: Finančne obveznosti, merjene po odplačni vrednosti

EUR 1.000	Banka	
	31. 12. 2022	31. 12. 2021
Vloge bank in centralnih bank	98.928	19.433
Vloge strank, ki niso banke	2.531.694	2.219.984
Kreditni bank in centralnih bank	233.720	443.803
Dolžniški vrednostni papirji	18.066	18.013
Druge finančne obveznosti	48.238	30.133
Skupaj	2.930.646	2.731.367

Pojasnilo 14.1: Vloge bank in centralnih bank

EUR 1.000	Banka	
	31. 12. 2022	31. 12. 2021
Vloge bank na vpogled	9.793	9.803
Kratkoročne vloge bank	89.135	9.630
Skupaj	98.928	19.433

Pojasnilo 14.2: Vloge strank

EUR 1.000	Banka	
	31. 12. 2022	31. 12. 2021
Na vpogled	2.091.123	1.890.271
Podjetja	962.421	760.643
Finančne institucije	183.001	151.676
Javni sektor	48.619	81.675
Prebivalstvo	820.866	817.828
Samostojni podjetniki	69.969	70.936
Neprofitni izvajalci storitev gospodinjstvom	6.247	7.513
Kratkoročne vloge	291.246	236.039
Podjetja	202.550	129.027
Finančne institucije	28.055	-
Javni sektor	9.289	20.213
Prebivalstvo	51.191	86.154
Samostojni podjetniki	48	47
Neprofitni izvajalci storitev gospodinjstvom	113	598
Dolgoročne vloge	149.325	93.674
Podjetja	76.668	34.858
Finančne institucije	6.502	4.451
Javni sektor	1.031	1.069
Prebivalstvo	63.731	51.792
Samostojni podjetniki	17	32
Neprofitni izvajalci storitev gospodinjstvom	1.376	1.472
Skupaj	2.531.694	2.219.984

Pojasnilo 14.3: Krediti bank in centralnih bank

EUR 1.000	Banka	
	31. 12. 2022	31. 12. 2021
Dolgoročni krediti centralne banke	233.545	443.454
Dolgoročni krediti bank	175	349
Skupaj	233.720	443.803

Dolžniški vrednostni papirji

EUR 1.000	Banka	
	31. 12. 2022	31. 12. 2021
Izdani vrednostni papirji	18.066	18.013
Skupaj	18.066	18.013

Pojasnila k računovodskim izkazom

Pojasnilo 14.4: Druge finančne obveznosti

EUR 1.000	Banka	
	31. 12. 2022	31. 12. 2021
Sredstva za nakazilo v tujino	7.243	1.882
Obveznosti za provizije	3	13
Obveznosti v obračunu	19.943	4.707
Obveznosti do dobaviteljev	189	342
Vnaprej vračunani odhodki in stroški	7.321	6.693
Druge poslovne obveznosti	4.783	4.964
Obveznosti iz najema (MSRP 16)	8.756	11.532
Skupaj	48.238	30.133

Pojasnilo 14.5. Obveznosti iz najema (MSRP 16)

EUR 1.000	31. 12. 2022	31. 12. 2021
	Obveznost iz najema	Obveznost iz najema
Do 1 leta	1.612	1.776
Od 1 do 2 let	1.273	1.682
Od 2 do 3 let	1.228	1.383
Od 3 do 4 let	1.104	1.334
Od 4 do 5 let	997	1.212
Čez 5 let	2.787	4.480
Skupaj obveznosti iz najema	9.001	11.867
Finančne obveznosti (diskont)	(245)	(335)
Obveznost iz najema	8.756	11.532

Zmanjšanje obveznosti poleg rednih odplačil je posledica odpovedi in sprememb pogodb. Zmanjšanje obveznosti zaradi odpovedi pogodbe je znašalo 16.6 tisoč EUR, zmanjšanje obveznosti zaradi sprememb pogodbe pa 1.223 tisoč EUR. Gibanja so razkrita v pojasnilu 8 Opredmetena sredstva.

Pojasnilo 15: Izvedeni finančni instrumenti, namenjeni varovanju – obveznosti

EUR 1.000	31. 12. 2022	31. 12. 2021
	Raven 2	Raven 2
Instrumenti za varovanje posameznih finančnih postavk	759	4.671
Varovanje poštene vrednosti kreditov, merjenih po odplačni vrednosti	759	4.671
Instrumenti za varovanje skupine finančnih postavk	80.932	14.926
Varovanje poštene vrednosti	74.038	11.245
Varovanje denarnih tokov	6.894	3.681
Skupaj	81.691	19.597

EUR 1.000 Izvedeni finančni instrumenti za varovanje pred tveganjem	31. 12. 2022		31. 12. 2021	
	Nominalni znesek Obveznosti	Poštena vrednost Obveznosti	Nominalni znesek Obveznosti	Poštena vrednost Obveznosti
Pogodbe o zamenjavi obrestnih mer - OTC				
Varovanje posameznih predmetov	8.010	760	186.330	4.669
Varovanje portfelja	711.708	80.931	686.128	14.928
	719.719	81.691	872.458	19.597

EUR 1.000	31. 12. 2022	31. 12. 2021
	Obveznosti	Obveznosti
Izpostavljenost tveganju		
Obrestna mera		
Določeno v varovanju poštene vrednosti pred tveganjem	74.797	15.916
Določeno v varovanju denarnega toka pred tveganjem	6.894	3.681
Skupaj obrestni izvedeni finančni instrumenti	81.691	19.597
Izvedeni finančni instrumenti za varovanje pred tveganjem		
Pogodbe o zamenjavi obrestnih mer - OTC		
Varovanje posameznih predmetov	760	4.669
Varovanje portfelja	80.931	14.928
	81.691	19.597

EUR 1.000	31. 12. 2022	31. 12. 2021
	Sprememba poštene vrednosti, ki se uporablja za izračun učinkovitosti varovanja pred tveganjem	Sprememba poštene vrednosti, ki se uporablja za izračun učinkovitosti varovanja pred tveganjem
Postavka v izkazu finančnega položaja, ki vključuje instrument varovanja pred tveganjem		
Obveznosti - Izvedeni finančni instrumenti - Varovanje pred tveganjem	(83.203)	8.360

EUR 1.000	31. 12. 2022	31. 12. 2021
	Postavka v izkazu finančnega položaja, ki vključuje instrument varovanja pred tveganjem	Sprememba poštene vrednosti, ki se uporablja za izračun neučinkovitosti varovanja pred tveganjem
Akumulirani znesek prilagoditve varovanja poštene vrednosti pred tveganjem za varovano postavko, vključeno v knjigovodsko vrednost varovane postavke		
Sredstva / Obveznosti		
(73.939)	Finančne obveznosti merjene po odplačni vrednosti	4.556
		Finančne obveznosti merjene po odplačni vrednosti

Pojasnilo 16: Spremembe poštene vrednosti skupine varovanih postavk pred obrestnim tveganjem - obveznosti

EUR 1.000	31. 12. 2022	31. 12. 2021
Positivne spremembe poštene vrednosti skupine varovanih postavk pred obrestnim tveganjem	9	7.530
Negativne spremembe poštene vrednosti skupine varovanih postavk pred obrestnim tveganjem	(73.948)	(2.974)
Skupaj	(73.939)	4.556

Pojasnila k računovodskim izkazom

Pojasnilo 17: Rezervacije

EUR 1.000	Banka	
	31. 12. 2022	31. 12. 2021
Za pravno nerešene tožbe	13.035	12.581
Za obveznosti do zaposlenih	2.385	3.346
Za zunajbilančne obveznosti	4.154	6.102
Druge rezervacije	331	1.139
Skupaj	19.905	23.169

Spremembe na letni ravni

31. 12. 2022

EUR 1.000	Za pravno nerešene tožbe	Za obveznosti do zaposlenih	Za zunajbilančne obveznosti	Druge rezervacije	Skupaj
Začetno stanje	12.581	3.346	6.102	1.139	23.169
Povečanje	486	75	2.134	400	3.094
Pripoznavo v izkazu poslovnega izida	486	75	2.134	400	3.094
Zmanjšanje	(32)	(1.036)	(4.082)	(1.207)	(6.357)
Poraba rezervacij	-	(729)	-	(992)	(1.721)
Sprostitev rezervacij pripoznana v izkazu poslovnega izida	(32)	(16)	(4.082)	(216)	(4.345)
Sprostitev rezervacij pripoznana v kapitalu	-	(291)	-	-	(291)
Končno stanje	13.035	2.385	4.154	331	19.905

31. 12. 2021

EUR 1.000	Za pravno nerešene tožbe	Za obveznosti do zaposlenih	Za zunajbilančne obveznosti	Druge rezervacije	Skupaj
Začetno stanje	12.724	1.945	4.866	569	20.104
Povečanje	228	1.960	3.776	688	6.652
Pripoznavo v izkazu poslovnega izida	228	1.960	3.776	688	6.652
Zmanjšanje	(371)	(559)	(2.541)	(117)	(3.588)
Poraba rezervacij	-	(425)	-	(64)	(489)
Sprostitev rezervacij pripoznana v izkazu poslovnega izida	(371)	-	(2.541)	(53)	(2.965)
Sprostitev rezervacij pripoznana v kapitalu	-	(134)	-	-	(134)
Končno stanje	12.581	3.346	6.102	1.139	23.169

Pojasnilo 18: Druge obveznosti

EUR 1.000	Banka	
	31. 12. 2022	31. 12. 2021
Pasivne časovne razmejitve	900	934
Obveznosti za plače, nadomestila plač ter prispevke in davke iz plač ter nagrade zaposlenim iz dobička (bruto, vključno z davki in prispevki)	2.396	2.315
Obveznosti za davke in prispevke	864	943
Skupaj	4.160	4.191

Pojasnilo 19: Osnovni kapital

EUR 1.000	Banka	
	31. 12. 2022	31. 12. 2021
Skupaj	20.384	20.384

Osnovni kapital na dan 31. december 2022 je razdeljen na 4.888.177 navadnih imenskih kosovnih delnic, ki so bile v celoti vplačane, in 16 lastnih delnic, ki so bile v letu 2014 brezplačno prenesene na banko.

Pojasnilo 20: Kapitalne rezerve

EUR 1.000	Banka	
	31. 12. 2022	31. 12. 2021
Vplačani presežek kapitala	91.736	91.736
Kapitalne rezerve, nastale iz splošnega prevrednotevalnega popravka kapitala	16.024	16.024
Skupaj	107.760	107.760

Vplačila nad nominalnimi zneski vplačanih delnic 91.736 tisoč EUR je razdeljeno na 1) 45.875 tisoč EUR, ki izhajajo iz dokapitalizacije leta 2011, 2) 44.733 tisoč EUR, ki izhajajo iz pretvorbe SIT v EUR.

Kapitalne rezerve 16.024 tisoč EUR zaradi preračuna SIT v EUR.

Pojasnilo 21: Akumulirani drugi vseobsegajoči donos

Pojasnilo se za obe leti nanaša na Banko in na Skupino.

EUR 1.000	31. 12. 2022	31. 12. 2021
Akumulirani drugi vseobsegajoči donos, varovanje denarnih tokov	27	466
Akumulirani drugi vseobsegajoči donos, finančna sredstva, merjena po pošteni vrednosti prek drugega vseobsegajočega donosa	(2.748)	5.105
Akumulirani drugi vseobsegajoči donos, aktuarski čisti dobički / izgube za pokojninske programe	842	579
Skupaj	(1.879)	6.150

Pojasnilo 21.1: Akumulirani drugi vseobsegajoči donos, varovanje denarnih tokov

EUR 1.000	31.12.2022	31.12.2021
Začetno stanje	466	1.217
Bruto vrednost	576	1.503
Odloženi davek	(110)	(286)
Zmanjšanje	(439)	(752)
Bruto vrednost	(542)	(928)
Odloženi davek	103	176
Končno stanje	27	466
Bruto vrednost	34	576
Odloženi davek	(7)	(110)

Pojasnila k računovodskim izkazom

Pojasnilo 21.2: Akumulirani drugi vseobsegajoči donos, finančna sredstva, merjena po pošteni vrednosti prek drugega vseobsegajočega donosa

EUR 1.000	31.12.2022	31.12.2021
Začetno stanje	5.105	6.264
Bruto vrednost	6.303	7.733
Odloženi davek	(1.198)	(1.469)
Povečanje	27	428
Bruto vrednost	33	529
Odloženi davek	(6)	(100)
Zmanjšanje	(7.880)	(1.587)
Bruto vrednost	(9.729)	(1.959)
Odloženi davek	1.849	372
Končno stanje	(2.748)	5.105
Bruto vrednost	(3.393)	6.303
Odloženi davek	645	(1.198)

Pojasnilo 21.3: Akumulirani drugi vseobsegajoči donos, aktuarski čisti dobički / izgube za pokojninske programe

EUR 1.000	31.12.2022	31.12.2021
Začetno stanje	579	456
Bruto vrednost	639	506
Odloženi davek	(60)	(49)
Zmanjšanje	263	124
Bruto vrednost	291	134
Odloženi davek	(28)	(10)
Končno stanje	842	579
Bruto vrednost	930	639
Odloženi davek	(87)	(59)

Pojasnilo 22: Rezerve iz dobička

EUR 1.000	Banka	
	31. 12. 2022	31. 12. 2021
Zakonske rezerve	1.307	1.307
Druge rezerve iz dobička	98.470	98.470
Skupaj	99.777	99.777

Obvezne rezerve v skladu z Zakonom o gospodarskih družbah (ZGD-1). Zadržani dobiček je na voljo za izplačilo delničarjem, v nasprotju z drugimi rezervami iz dobička, ki se ne izplačajo.

Pojasnilo 23: Zadržani dobiček / izguba (vključno s čistim dobičkom / izgubo poslovnega leta)

Bilančni razpoložljivi dobiček za poslovno leto 2022 je prikazan v izkazu gibanja kapitala in je znašal 84.201 tisoč evrov (12.819 tisoč evrov za leto 2021).

EUR 1.000	31. 12. 2022	31. 12. 2021
Čisti dobiček poslovnega leta	41.370	12.819
Preneseni čisti dobiček	42.832	30.013
Bilančni dobiček	84.202	42.832
Prenos v naslednje leto	84.202	42.832

Osnovni in popravljeni dobiček na delnico

EUR 1.000	Banka	
	31. 12. 2022	31. 12. 2021
(1) Čisti dobiček poslovnega leta	41.370	12.819
(2) Število delnic	4.888.177	4.888.177
(3) Tehtano povprečno število delnic v letu	4.888.177	4.888.177
(4) Dobiček na delnico v evrih (1) / (3)	8,46	2,62

Pojasnilo 24: Prihodki iz obresti

EUR 1.000	Banka			
	2022		2021	
	Skupaj	Od tega obresti za izpostavljenosti skupine 3	Skupaj	Od tega obresti za izpostavljenosti skupine 3
Prihodki iz obresti pripoznani po efektivni obrestni meri	50.145	579	46.044	420
Obresti iz finančnih sredstev, merjenih po odplačni vrednosti	38.060	579	32.079	420
Dolžniški vrednostni papirji	134	-	142	-
Kreditni bankam	825	-	108	-
Kreditni strankam	37.101	579	31.828	420
Obresti iz finančnih sredstev, merjenih po pošteni vrednosti prek drugega vseobsegajočega donosa	4.871	-	5.460	-
Obresti iz vpoglednih vlog pri centralni banki	2.082	-	11.895	228
Negativne obresti od obveznosti	5.132	-	8.505	-
Prihodki iz obresti brez uporabe efektivne obrestne mere	3.847	-	4.614	620
Obresti iz finančnih sredstev, obvezno merjenih po pošteni vrednosti prek poslovnega izida, ki niso v posesti za trgovanje	-	-	620	620
Obresti iz finančnih sredstev v posesti za trgovanje	3.035	-	3.149	-
Obresti iz izvedenih finančnih instrumentov, namenjenih varovanju	140	-	278	-
Obresti iz finančnih sredstev, merjenih po odplačni vrednosti	672	-	566	-
Kreditni bankam	11	-	566	-
Kreditni strankam	661	-	-	-
Skupaj	53.993	579	50.658	1.040

Obresti iz finančnih sredstev, merjenih po odplačni vrednosti, ki sodijo med Prihodki iz obresti brez uporabe efektivne obrestne mere se nanašajo na obresti iz naslova odkupa terjatev. Negativne obresti od obveznosti se nanašajo na TLTRO III.

Pojasnila k računovodskim izkazom

Pojasnilo 25: Odhodki za obresti

EUR 1.000	Banka	
	2022	2021
Obresti za finančne obveznosti do centralne banke	(652)	-
Obresti za finančne obveznosti, namenjene trgovanju	(2.986)	(3.141)
Obresti za finančne obveznosti, merjene po odplačni vrednosti	(2.131)	(2.104)
Banka	(223)	(270)
Stranke	(1.908)	(1.834)
Negativne obresti od terjatev	(3.789)	(5.272)
Obresti dane za druge obveznosti	(5)	
Skupaj	(9.563)	(10.518)

Pojasnilo 26: Prihodki iz dividend

Pojasnilo se za obe leti nanaša samo na Banko in na Skupino.

EUR 1.000	2022	2021
Dividende iz finančnih sredstev, merjenih po pošteni vrednosti prek drugega vseobsegajočega donosa	37	25
Dividende iz finančnih sredstev, obvezno merjenih po pošteni vrednosti prek poslovnega izida, ki niso v posesti za trgovanje	13	10
Prihodki od dividend iz naložb v kapital družb v skupini	3.358	970
Skupaj	3.408	1.004

Prihodki iz dividend v višini EUR 3 milijonov izhaja iz dividend prejetih s strani UniCredit Leasing družbe pred njeno prodajo.

Pojasnilo 27: Prihodki iz opravnin (provizij)

EUR 1.000	Banka	
	2022	2021
Opravnine iz poslov z vrednostnimi papirji	6.850	6.988
Opravnine iz opravljanja plačilnih storitev - vodenje transakcijskih računov	2.086	2.126
Opravnine iz opravljanja plačilnih storitev - izvrševanje plačil	5.873	5.606
Opravnine iz opravljanja plačilnih storitev - kartično poslovanje	4.939	4.195
Opravnine iz opravljanja drugih plačilnih storitev	1.949	2.048
Opravnine iz kreditnih in najemnih poslov	5.087	5.362
Opravnine iz investicijskega svetovanja	1.100	61
Opravnine iz drugih poslov	653	821
Skupaj opravnine iz naslova pogodb s strankami	28.537	27.106
Opravnine iz danih jamstev	2.986	2.439
Skupaj	31.523	29.645

Pojasnilo 28: Odhodki za opravnine (provizije)

EUR 1.000	Banka	
	2022	2021
Opravnine od opravljenih plačilnih storitev - kartično poslovanje	(3.580)	(3.124)
Opravnine od opravljenih drugih plačilnih storitev	(1.550)	(1.666)
Opravnine od opravljenih posredniških in komisijjskih poslov	(1.807)	(1.695)
Opravnine od opravljenih drugih storitev	(2.060)	(1.655)
Skupaj	(8.997)	(8.140)

Pojasnilo 29: Čisti dobički / izgube iz finančnih sredstev in obveznosti, ki niso merjeni po pošteni vrednosti prek poslovnega izida

EUR 1.000	Banka	
	2022	2021
Realizirani dobički	3.386	487
Iz kreditov, merjenih po odplačni vrednosti	1.297	475
Iz drugih finančnih sredstev in obveznosti	2.089	12
Skupaj	3.386	487

Pojasnilo 30: Čisti dobički / izgube iz finančnih sredstev in obveznosti v posesti za trgovanje

EUR 1.000	2022	2021
Čisti dobički iz trgovanja z vrednostnimi papirji	(736)	(76)
Čisti dobički pri nakupu in prodaji tujih valut	2.490	2.181
Čisti dobički / izgube iz izvedenih finančnih instrumentov	5.390	3.632
Skupaj	7.144	5.737

Pojasnilo 31: Čisti dobički / izgube iz finančnih sredstev, obvezno merjenih po pošteni vrednosti prek poslovnega izida, ki niso v posesti za trgovanje

EUR 1.000	2022	2021
Dobički	522	2.385
Kreditni	-	2.435
Vrednotenje - kreditna komponenta	-	2.435
Naložbe v kapitalne instrumente	522	(50)
Izgube	(652)	-
Skupaj	(130)	2.385

Pojasnila k računovodskim izkazom

Pojasnilo 32: Spremembe poštene vrednosti pri obračunavanju varovanj pred tveganji

EUR 1.000	2022	2021
Spremembe poštene vrednosti izvedenih finančnih instrumentov za varovanje skupine finančnih instrumentov pred tveganjem spremembe obrestne mere	(1.121)	1.849
Spremembe poštene vrednosti izvedenih finančnih instrumentov za varovanje poštene vrednosti instrumentov – mikro	32.394	5.839
Spremembe poštene vrednosti izvedenih finančnih instrumentov za varovanje denarnih tokov skupine finančnih instrumentov - neuspešni del – makro	(1)	8
Čisti izid iz varovanih postavk - spremembe poštene vrednosti varovane skupine finančnih instrumentov pred tveganjem spremembe obrestne mere	(31.942)	(8.386)
Skupaj	(670)	(690)

Pojasnilo 33: Čisti dobički / izgube iz tečajnih razlik

EUR 1.000	Banka	
	2022	2021
Dobički iz tečajnih razlik	190.252	93.795
Izgube iz tečajnih razlik	(189.692)	(93.802)
Skupaj	560	(7)

Pojasnilo 34: Čisti dobički / izgube iz odprave pripoznanja nefinančnih sredstev

EUR 1.000	Banka	
	2022	2021
Dobički iz odprave pripoznanja	2	25
Izgube iz odprave pripoznanja	(170)	(12)
Skupaj	(168)	13

Pojasnilo 35: Drugi čisti poslovni dobički / izgube

EUR 1.000	Banka	
	2022	2021
Dobički	1.692	1.612
Dobički iz operativnih tveganj	3	5
Prihodki iz povrnjenih stroškov za delavce napotene v tujino	1.157	976
Prihodki iz najemov	21	56
Ostali dobički	511	575
Izgube	(176)	(133)
Članarine	(81)	(81)
Izgube iz operativnih tveganj	(11)	(4)
Ostale izgube	(84)	(48)
Skupaj	1.516	1.479

Pojasnilo 36: Administrativni stroški

EUR 1.000	Banka	
	2022	2021
Stroški dela	26.481	25.137
Ostali administrativni stroški	13.501	13.685
Skupaj	39.982	38.822

Pojasnilo 36.1: Stroški dela

EUR 1.000	Banka	
	2022	2021
Bruto plače	16.802	16.463
Dajatve za socialno zavarovanje	7.432	7.030
Dajatve za pokojninsko zavarovanje	505	212
Druge dajatve, odvisne od bruto plač	52	4
Nadomestilo za prevoz in za prehrano	157	7
Drugi stroški dela	1.533	1.422
Skupaj	26.481	25.137

Pojasnilo 36.2: Ostali administrativni stroški

EUR 1.000	Banka	
	2022	2021
Stroški najemnin in zakupnin	30	31
Stroški informacijskega sistema	5.986	4.719
Stroški poštnine in komunikacije	1.408	1.276
Stroški svetovalnih in revizijskih storitev	1.810	2.667
Ostale storitve drugih	1.549	839
Stroški reklame	539	861
Stroški izobraževanja	129	162
Stroški materiala	610	592
Stroški vzdrževanja, upravljanja in varovanja opredmetenih osnovnih sredstev	425	1.291
Stroški zavarovanja	280	570
Stroški službenih poti	49	-
Stroški nadzora	423	562
Stroški v zvezi s kreditnim tveganjem	213	63
Stroški obdavčitve in drugih dajatev	50	52
Skupaj	13.501	13.685

Stroški revizijskih storitev za Banko vključujejo stroške povezane z revidiranjem letnega poročila v višini 140 tisoč evrov, stroške drugih storitev v višini 8 tisoč evrov. Vse storitve je opravila revizijska hiša KPMG Slovenija d.o.o

Pojasnila k računovodskim izkazom

Pojasnilo 37: Denarni prispevki v sklade za reševanje in sisteme zjamčenih vlog

EUR 1.000	Banka	
	2022	2021
Vplačila v sistem zjamčenih vlog	888	1.027
Vplačila v sklad za reševanje	1.691	1.592
Skupaj	2.579	2.619

Pojasnilo 38: Amortizacija

EUR 1.000	Banka	
	2022	2021
Amortizacija opredmetenih sredstev	2.528	2.667
Amortizacija vlaganj v tuje objekte	246	180
Amortizacija nepremičnin v poslovnem najemu	1.538	1.746
Amortizacija premičnin v poslovnem najemu	56	58
Amortizacija računalniške opreme	570	519
Amortizacija ostale opreme	118	164
Amortizacija neopredmetenih dolgoročnih sredstev	3.681	3.694
Skupaj	6.209	6.361

Pojasnilo 39: Čisti dobički / izgube ob spremembi pogojev odplačevanja finančnih sredstev

EUR 1.000	2022	2021
Dobički	63	80
Kreditni nefinančnim družbam	35	38
Kreditni gospodinjstvom	28	42
Izgube	(35)	(75)
Kreditni nefinančnim družbam	(16)	(28)
Kreditni gospodinjstvom	(19)	(47)
Skupaj	28	6

Pojasnilo 40: Rezervacije

EUR 1.000	Banka	
	2022	2021
Za pravno nerešene tožbe	(454)	143
Za obveznosti do zaposlenih	(57)	(1.725)
Druge rezervacije	(185)	(696)
Za zunajbilančne obveznosti	1.950	(1.234)
Skupaj	1.254	(3.512)

Pojasnilo 41: Oslabitve

EUR 1.000	Banka	
	2022	2021
Oslabitve finančnih sredstev, merjenih po odplačni vrednosti	(7.292)	(5.362)
Povečanje	(22.601)	(17.435)
Krediti	(21.971)	(17.350)
Druga finančna sredstva	(630)	(85)
Zmanjšanje	15.309	12.073
Krediti	15.223	12.023
Dolžniški vrednostni papirji	-	1
Druga finančna sredstva	86	50
Odpisi finančnih sredstev, merjenih po odplačni vrednosti	20	(31)
Odhodki iz odpisov	(15)	(40)
Prihodki iz odpisanih terjatev	35	9
Oslabitve finančnih sredstev, merjenih po pošteni vrednosti prek drugega vseobsegajočega donosa	(1)	29
Povečanje	(2)	(1)
Zmanjšanje	1	30
Oslabitve drugih sredstev	(12)	-
Povečanje	(13)	(1)
Zmanjšanje	1	1
Skupaj	(7.285)	(5.364)

Pojasnilo 42: Dobiček ali izguba iz nekratkoročnih sredstev in skupin za odtujitev, ki so razvrščeni kot v posesti za prodajo, ki se ne štejejo za ustavljeno poslovanje

EUR 1.000	2022	2021
Dobički iz nekratkoročnih sredstev v posesti za prodajo	20.545	12
Skupaj	20.545	12

V letu 2022 se je banka odločila za prodajo hčerinske družbe Unicredit Leasing d.o.o. Prodaja je bila organizirana z zbiranjem različnih ponudb, kjer je bila izbrana ena stranka za nadaljnji natančen skrbni pregled. Banka je- odtujila hčerinsko družbo UniCredit leasing v 100-odstotni lasti. Učinek te odtujitve je znašal 20 milijonov EUR.

Pojasnilo 43: Davek iz dohodka pravnih oseb

EUR 1.000	Banka	
	2022	2021
Tekoči davek	(6.342)	(2.548)
Odloženi davek	(61)	(26)
Skupaj	(6.403)	(2.574)

Vplivi na drugi vseobsegajoči donos so razkriti v Pojasnilu 23: Akumulirani drugi vseobsegajoči donos

Pojasnila k računovodskim izkazom

EUR 1.000	2022	2021
Dobiček / izguba pred davkom	47.773	15.394
Davčna stopnja	19%	19%
Davčna obveznost po zakonski stopnji	(9.077)	(2.925)
Davčni učinki:		
Davčno izvzeti prihodki	2.510	32
Davčno nepriznani stroški	(70)	(153)
Davčne olajšave	234	472
Davčna obveznost	(6.403)	(2.574)
Efektivna davčna stopnja	13%	17%

Pojasnila k zunajbilančnemu poslovanju

Pojasnilo 44: Zunajbilančno poslovanje

EUR 1.000	2022	2021
Garancije	432.130	640.934
Kreditni limiti in kreditne linije	654.142	499.637
Upniki po spot poslih	15.033	2.477
Akreditivi	8.071	-
Nazivna vrednost izvedenih finančnih instrumentov	3.195.093	2.797.960
Skupaj	4.304.469	3.941.008

Pojasnilo 44.1.: Gibanje garancij

EUR 1.000	2022	2021
Začetno stanje	640.934	613.103
Povečanje	214.444	193.149
Nove garancije	210.305	191.420
Tečajne razlike	4.139	1.729
Zmanjšanje	(423.248)	(165.318)
Izplačilo garancij	(433)	(959)
Ugasnjene garancije	(418.818)	(162.839)
Tečajne razlike	(3.997)	(1.520)
Končno stanje	432.130	640.934

Pojasnilo 44.2.: Izvedeni finančni instrumenti

EUR 1.000	2022	2021
	Raven 2	Raven 2
Terminske pogodbe (Forward in Futures)	337.532	163.262
Obrestne opcije (Option)	225.000	225.000
Valutne opcije (Option)	33.752	10.595
Obrestne zamenjave (Swap)	2.453.249	2.203.629
Namenjene trgovanju	926.799	823.860
Namenjene varovanju	1.526.450	1.379.770
Valutne zamenjave (Swap)	145.560	186.870
Namenjene trgovanju	61.778	83.782
Namenjene varovanju	83.782	103.088
Blagovne zamenjave	-	8.604
Skupaj	3.195.093	2.797.960

Pojasnilo 45: Poslovanje po pooblastilu

EUR 1.000	2022	2021
Denarna sredstva strank za posredovanje s finančnimi instrumenti	5.876	6.872
Terjatve iz poslov gospodarjenja s finančnimi instrumenti	74	249
Terjatve po skrbniških poslih	10.483.470	11.791.629
Terjatve do KDD za prodane finančne instrumente	21	-
Terjatve do drugih poravnalnih sistemov in institucij za prodane finančne instrumente (kupcev)	188	105
Terjatve iz poravnalnega poslovanja	21	12
Terjatve iz drugih poslov v tujem imenu in za tuj račun	95.695	115.155
Skupaj sredstva	10.585.345	11.914.022
Obveznosti do strank iz denarnih sredstev in finančnih instrumentov	5.951	7.121
Obveznosti do KDD za kupljene finančne instrumente	-	12
Obveznosti do drugih poravnalnih sistemov in institucij za kupljene finančne instrumente (dobaviteljev)	10.483.678	11.791.722
Obveznosti iz poravnalnega poslovanja	21	12
Obveznosti iz drugih poslov v tujem imenu in za tuj račun	95.695	115.155
Skupaj obveznosti	10.585.345	11.914.022

Pojasnila k računovodskim izkazom

Pojasnilo 46: Posredniško poslovanje

EUR 1.000	2022	2021
Terjatve poravnalnega oz. transakcijskih računov za sredstva strank	10.483.753	11.791.983
Iz finančnih instrumentov	10.483.544	11.791.878
Do KDD oz. obračunskega računa banke za prodane finančne instrumente	21	-
Do drugih poravnalnih sistemov in institucij za prodane finančne instrumente (kupcev)	188	105
Denarna sredstva strank	5.876	6.872
Na poravnalnem računu za sredstva strank	2.468	2.851
Na transakcijskih računih bank	3.408	4.021
Skupaj sredstva	10.489.629	11.798.855
Obveznosti poravnalnega oz. transakcijskih računov za sredstva strank	10.489.629	11.798.855
Do strank iz denarnih sredstev in finančnih instrumentov	5.951	7.121
Do KDD oz. obračunskega računa banke za kupljene finančne instrumente	-	12
Do drugih poravnalnih sistemov in institucij za kupljene finančne instrumente (dobaviteljev)	10.483.678	11.791.722
Skupaj obveznosti	10.489.629	11.798.855
Zabilančna evidenca	10.483.544	11.791.878
Finančni instrumenti, ločeno po storitvah	10.483.544	11.791.878
Gospodarjenje s finančnimi instrumenti	74	249
Skrbniški posli	10.483.470	11.791.629

Pojasnilo 47: Povezane stranke

Izkaz finančnega položaja

EUR 1.000	31. 12. 2022	31. 12. 2021
Kredit	66.686	63.847
Uprava	167	11
Matična banka	51.150	44.147
Ostale povezane osebe v matični skupini UniCredit	15.304	19.689
Ostale povezane osebe	65	-
Izvedeni finančni instrumenti	175.707	28.709
Matična banka	61.171	9.448
Ostale povezane osebe v matični skupini UniCredit	114.535	19.261
Druga sredstva	1.120	1.649
Matična banka	902	533
Ostale povezane osebe v matični skupini UniCredit	218	1.116
Skupaj sredstva	243.513	94.205
Finančne obveznosti, merjene po odplačni vrednosti	115.824	39.203
Uprava	51	142
Matična banka	48.549	369
Ostale povezane osebe v matični skupini UniCredit	67.171	38.692
Ostale povezane osebe	54	-
Izvedeni finančni instrumenti	85.560	26.708
Matična banka	30.694	18.421
Ostale povezane osebe v matični skupini UniCredit	54.866	8.287
Druge obveznosti	1.506	1.385
Matična banka	572	772
Ostale povezane osebe v matični skupini UniCredit	935	613
Skupaj obveznosti	202.891	67.296

Pojasnila k računovodskim izkazom

Izkaz poslovnega izida

1.000 EUR	Banka	
	2022	2021
Prihodki iz obresti	1.781	2.788
Uprava	1	-
Matična banka	341	59
Ostale povezane osebe v matični skupini UniCredit	1.439	2.730
Odhodki za obresti	2.567	4.915
Matična banka	1.051	3.185
Ostale povezane osebe v matični skupini UniCredit	1.516	1.730
Prihodki iz opravnin (provizij)	2.286	935
Uprava	14	4
Matična banka	56	45
Ostale povezane osebe v matični skupini UniCredit	2.231	886
Odhodki za opravnine (provizije)	694	683
Matična banka	22	467
Ostale povezane osebe v matični skupini UniCredit	671	215
Čisti dobički / izgube iz finančnih sredstev in obveznosti, namenjenih trgovanju	74.218	9.531
Matična banka	9.279	2.893
Ostale povezane osebe v matični skupini UniCredit	64.939	6.638
Spremembe poštene vrednosti pri obračunavanju varovanj pred tveganji	31.273	7.697
Matična banka	30.937	8.658
Ostale povezane osebe v matični skupini UniCredit	335	(962)
Drugi poslovni dobički	1.330	1.320
Matična banka	888	549
Ostale povezane osebe v matični skupini UniCredit	442	771
Administrativni stroški	4.499	3.673
Matična banka	450	506
Ostale povezane osebe v matični skupini UniCredit	4.049	3.166

Postavke, kjer vrednosti ne dosegajo tisoč evrov niso prikazane.

Izplačila ravnateljsko osebje

EUR 1.000	Banka	
	2022	2021
Izplačila upravi	1.113	1.404
Plače in drugi osebni prejemki	1.113	1.404
Izplačila članom nadzornega sveta	30	32
Izplačila drugim zaposlenim z individualno pogodbo	4.460	3.749
Plače in drugi osebni prejemki	4.460	3.749
Skupaj	5.603	5.185
Število članov uprave na dan 31.12.	5	7
Število članov nadzornega sveta na dan 31.12.	2	2
Število zaposlenih z individualno pogodbo na dan 31.12.	69	61

Število članov nadzornega sveta kot je prikazano v tabeli predstavlja le tiste člane nadzornega sveta, ki so jim bila izplačala nadomestila.

Individualne pogodbe imajo osebe, ki imajo managerske funkcije.

Transakcije Banke z odvisno družbo UniCredit Leasing d.o.o.

Stanja v izkazu finančnega položaja

EUR 1.000	2022	2021
Krediti	-	60.735
Vloge strank, ki niso banke	-	22.536
Finančne obveznosti iz najemov	-	166

Naložba v hčerinsko družbo je bila odsvojena julija 2022. Prikaz stanj je neto, po slabitvah.

Prihodki oziroma odhodki

EUR 1.000	2022	2021
Prihodki iz obresti	-	570
Odhodki za obresti	-	1
Prihodki iz opravnin (provizij)	-	32
Drugi čisti poslovni dobički / izgube	-	393
Administrativni stroški	-	(15)

Pojasnilo 48: Dogodki po zaključku poslovnega leta

Po zaključku poslovnega leta 2022 ni bilo nobenih pomembnih dogodkov, ki bi zahtevali dodatna razkritja.

Poročilo o upravljanju s tveganji

Celovito upravljanje s tveganji

UniCredit Banka Slovenija d.d. ("Banka") prepoznava, ocenjuje, spremlja in upravlja tveganja v skladu s pristopom in standardi skupine Unicredit z namenom zagotoviti celovito upravljanje s tveganji na ravni matične skupine.

Banka meri nadzira in/ali upravlja z naslednjimi kategorijami tveganj:

- Kreditna tveganja (tveganje neplačila, tveganje nasprotne stranke, tveganje koncentracije kreditov, tveganje migracije itd.);
- Tržno tveganje in druga finančna tveganja (valutno tveganje, tveganje spremembe cen, nestanovitnostno tveganje, tveganje kreditnega razmika itd.);
- Likvidnostno tveganje in IRRBB (vključno s tveganjem vedenjskega modela);
- Nefinančna tveganja (varstvo podatkov, notranje in zunanje prevare, varnostno tveganje IKT, tveganje zunanjih izvajalcev in tretjih oseb, tveganje ugleda itd.);
- Druga tveganja (poslovno tveganje, tveganje ESG, tveganje bančništva v senci, tveganje na področju nepremičnin itd.).

Banka upravlja s tveganji na usklajen način po različnih organizacijskih ravneh.

Uprava Banke in nadzorni svet določita politiko tveganja in odobrita načela upravljanja s tveganji ter vzpostavitev limitov za vsa relevantna tveganja.

Uprava Banke je pristojna za sprejemanje različnih strateških odločitev, ki zajemajo med drugim tudi določitev in spremljanje strategij upravljanja s tveganji, odobritev in vpeljavo standardov Skupine na področju kreditnega tveganja in sprejetje njihove implementacije, razvoj novih in posodobitev obstoječih modelov, redne in izredne validacije in ostale spremembe v bonitetnih sistemih, politike in smernice v povezavi z internim bonitetnim sistemom, materialnimi spremembami IRB modela in Stebra 2.

Osrednje aktivnosti upravljanja s tveganji v Banki vodi divizija Upravljanje s tveganji. Le-ta je neodvisna od poslovnih enot Banke in je odgovorna neposredno članu uprave za področje upravljanja s tveganji. Osrednje mesto upravljanja s tveganji na najvišji ravni v Banki imajo tri vrste odborov, in sicer: Odbor za transakcije, Odbor za nefinančna tveganja in kontrole in Odbor za finančna tveganja.

Odbor za transakcije

Odbor za transakcije UniCredit Banka Slovenija d.d. se v okviru dodeljenih področnih pooblastil za kreditne posle in s tem povezanih omejitev sestane z odobritvenimi funkcijami za:

- kreditne predloge, ki se nanašajo na vse datoteke, vključno z nedonosnimi (»NPE«, kot so prestrukturiranje in pravna izterjava);
- razvrstitev statusa datotek;
- ustrezne strategije in korektivne ukrepe, ki jih je treba sprejeti za datoteke s sezami spremljanih subjektov;
- spreminjanje bonitetne ocene, bodisi zvišanje bodisi znižanje, na podlagi kazalnika verjetnost neplačila (Probability of Default - PD) izgube ob neplačilu (Loss Given Default - LGD), glede na nasprotno stranko/ocenjevalni sistem (za celotno Skupino ali na lokalni ravni), ki se uporablja za oceno kreditne sposobnosti;
- proaktivno prerazporejanje strank in/ali dodeljevanje rezervacij na podlagi ustreznega strokovnega mnenja;
- predlog za prodajo premoženja, primerne za prestrukturiranje, v skladu z veljavnimi predpisanimi specifikacijami in omejitvami.

Odbor za finančna tveganja

Odbor za finančna tveganja je razdeljen na sejo "Tržna tveganja" in sejo "ALCO", pri čemer so teme, povezane s tržnimi tveganji, združene v prvi, teme, povezane z likvidnostjo, obrestno mero v bančni knjigi in valutnimi tveganji, pa v drugi.

Odbor za finančna tveganja je odgovoren za odobritev strategij, politik, metodologij za tržna tveganja, obveznosti iz naslova določenih zaslužkov, kreditno tveganje nasprotne stranke, likvidnostno tveganje, valutno tveganje in obrestno tveganje v bančni knjigi, cene prenosa sredstev in ustrezno določanje limitov (kjer je to primerno). Odgovoren je tudi za odobritev načrta financiranja in načrta financiranja v nepredvidljivih razmerah, ki se predložita nadzornemu svetu in za ocenjevanje vpliva transakcij, ki pomembno vplivajo na celoten profil portfelja finančnih tveganj, ter za spremljanje finančnih tveganj.

Odbor za nefinančna tveganja in kontrole

Odbor za nefinančna tveganja in kontrole (NFR) je organ upravljanja družbe UniCredit Banka Slovenija d.d., ki ga je pooblastila uprava družbe UniCredit Banka Slovenija d.d. in je namenjen podpori predsednika uprave (CEO-ju) družbe UniCredit Banka Slovenija d.d. pri usmerjanju in spremljanju nefinančnih tveganj (NFR) na ravni pravne osebe (LE) ter nadzoru ustreznega sistema notranjih kontrol (ICS).

NFR omogoča usklajevanje med tremi obrambnimi linijami z namenom opredelitve in delitve prednostnih nalog pravne osebe v zvezi z

nefinančnimi tveganji (npr. dogodki, predpisi ali nastajajočimi tveganji) ter ocenjevanja in spremljanja učinkovitosti ukrepov za spopadanje z njimi.

Upravljanje s tveganji - splošni vidiki

UniCredit Banka Slovenija d.d. ima učinkovito neodvisno funkcijo upravljanja s tveganji pod vodstvom člana uprave zadolženega za tveganja (CRO), ki ima zadosten pomen, neodvisnost in dostop do nadzornega sveta. Podrobneje nadzor in usmerjanje tveganj Banke izvaja divizija Upravljanje s tveganji, ki jo sestavljajo naslednje funkcije: Presoja in prevzemanje kreditnih tveganj, Posebni primeri, Tržna in likvidnostna tveganja, Strateško upravljanje s tveganji in nadzor, Interna Validacija.

Ključne dejavnosti funkcije upravljanja s tveganji vključujejo:

- prepoznavanje pomembnih posameznih, agregiranih in nastajajočih tveganj;
- ocenjevanje teh tveganj in merjenje izpostavljenosti banke do njih;
- podpora korporativnim organom pri opredelitvi, odobritvi, izvajanju, pregledu okvira upravljanja s tveganji, ki vključuje nagnjenost k prevzemanju tveganj in z njim povezane politike obvladovanja tveganj v smislu načel, strategij tveganj in omejitev;
- podpiranje programov za širjenje zdrave kulture tveganja na vseh ravneh;
- stalno spremljanje dejavnosti prevzemanja tveganja in izpostavljenosti tveganjem, da se zagotovi, da so v skladu z nagnjenostjo k prevzemanju tveganj, ki jo je odobrila uprava, limiti tveganja in ustreznimi kapitalskimi ali likvidnostnimi potrebami (tj. kapitalsko načrtovanje); vzpostavitev sistema zgodnjega opozarjanja ali sprožitve in ustreznih popravnih ukrepov za kršitve nagnjenosti k tveganju ali limitov banke;
- prispevati k odločitvam o pomembnih tveganjih in jih po potrebi izpodbijati;
- poročanje upravi, odborom za tveganja in/ali višjemu vodstvu, kot je primerno, o vseh teh točkah, vključno s, vendar ne omejeno na, predlaganjem ustreznih ukrepov za zmanjšanje tveganja.

Sposobnost prevzemanja tveganj (ICAAP/ILAAP) in nagnjenost k prevzemanju tveganj

Banka UniCredit ocenjuje svojo kapitalsko ustreznost na podlagi pristopa časovne neomejenosti poslovanja in zagotavlja, da se ohrani ustrezna raven kapitala za nadaljevanje poslovnih dejavnosti, kot je običajno, tudi ob izjemnih stresnih dogodkih, kot so dogodki, ki jih povzročijo gospodarska kriza.

Pristop Banke pri ICAAP je sestavljen iz naslednjih faz:

1. ugotavljanje tveganj in povezovanje;
2. merjenje tveganj in stresno testiranje;
3. določanje nagnjenosti k prevzemanju tveganj in razporeditev kapitala;
4. spremljanje in poročanje.

1. Ugotavljanje tveganj in mapiranje

Prvi korak je ugotavljanje in mapiranje vseh tveganj, ki so vgrajena v Banko, s posebnim poudarkom na tveganjih, ki niso izrecno zajeta v okviru 1. stebra. Rezultat te dejavnosti je mapa tveganj Banke, ki vključuje vse vrste tveganj, ki jih je mogoče količinsko opredeliti z notranjim kapitalom.

2. Merjenje tveganj in stresno testiranje

Drugi korak je opredelitev notranjih metodologij za merjenje in kvantifikacijo različnih profilov tveganj, ki rezultirajo v izračunu notranjega kapitala Banke. Celovita izvedba stresnega testiranja predstavlja eno ključnih orodij za zanesljivo upravljanje tveganj. Namen stresnih testov je oceniti sposobnost Banke absorbirati izjemne, a vendar verjetne dogodke. Banka tako ocenjuje vpliv negativnih ekonomskih scenarijev na kapitalske količnike (kapitalski stresni testi) in/ali na likvidnostni položaj Banke (likvidnostno stresno testiranje).

3. Določanje nagnjenosti k prevzemanju tveganj in razporeditev kapitala

Nagnjenost k prevzemanju tveganj Banke opredeljuje stopnjo tveganja, ki ga je UniCredit Banka Slovenija d.d. pripravljena prevzeti pri uresničevanju svojih strateških ciljev in poslovnega načrta, ob upoštevanju interesov svojih deležnikov (npr. strank, oblikovalcev politike, regulatorjev, delničarjev) ter kapitala in drugih regulatornih in zakonskih zahtev. Poteka vzporedno z letnim proračunskim postopkom in/ali večletnimi načrti ter je namenjen opredelitvi smernic in ciljev, sprožilcev in omejitev (kjer je to primerno) za KPI, tako na ravni Banke kot na ravni pravne osebe.

Nagnjenost k prevzemanju tveganju Banke je opredeljena v skladu s poslovnim modelom Banke in je usklajena z matično skupino UniCredit. V ta namen je nagnjenost k prevzemanju tveganj Banke vključena v proračunski proces, da bi usmerjali izbiro želenega profila tveganja in donosnosti v skladu s smernicami strateškega načrta in na začetku proračunskega procesa.

Politika prejemkov je skladna z okvirom obsega nagnjenosti k prevzemanju tveganj in omogoča učinkovito izvajanje nagrajevanja v obliki opredelitve bonusov in plačil.

Izjava o nagnjenosti k prevzemanju tveganj opredeljuje pozicioniranje Banke glede na strateške cilje in s tem povezane profile tveganja za

Poročilo o upravljanju s tveganji

izpolnjevanje pričakovanih notranjih in zunanjih deležnikov.

Kvantitativne elemente okvira nagnjenosti k sprejemanju tveganj namesto tega predstavlja panel, sestavljen iz vrste ključnih kazalnikov uspešnosti (KPI-jev), ki temelji na analizi pričakovanih notranjih in zunanjih deležnikov, ki obravnava naslednje dimenzije, vključno z materialnimi tveganji:

- kapitalski KPI-ji;
- likvidnostni KPI-ji;
- KPI-ji za IRRBB (tveganje spremembe obrestne mere, ki izhaja iz bančne knjige);
- kreditni KPI-ji;
- KPI-ji tveganja in donosa;
- KPI-ji tržnih tveganj;
- KPI-ji nefinančnih tveganj;
- KPI-ji za bančništvo v senci.

Za vsako od zgornjih dimenzij je določen eden ali več ključnih kazalnikov uspešnosti z namenom meriti, kje je Banka na različne načine: kot absolutna vrednost, količnik, kot mera občutljivosti.

Različne mejne vrednosti so opredeljene na način, da služijo kot indikator zgodnjega opozarjanja na potencialno tveganje, ki se lahko pravočasno stopnjuje na ustrezne organizacijske ravni. V primeru, ko so dosežene mejne vrednosti, je potrebno sprejeti določene ukrepi za doseg oziroma popravek profila tveganja.

Naslednje mejne vrednosti se določijo (za posamezne kazalce ni nujno, da so vse vrednosti smiselne):

- Ciljna vrednost (target) predstavlja tisto mejo tveganja, ki jo je Banka pripravljena sprejeti v normalnih pogojih in skladno z ambicijo Skupine. Gre za orientacijsko vrednost, v katero smer naj gre razvoj poslovanja.
- Sprožilna vrednost (trigger) predstavlja z vidika upravljanja, maksimalno sprejemljivo raven odstopanja dejanske vrednosti od definirane ciljne vrednosti oziroma bolj splošno, opozorilno raven in je postavljena tako, da zagotavlja poslovanje Banke tudi v primeru stresne situacije.
- Limiti (limits) so trdne točke, ki z zakonsko določenega stališča predstavljajo maksimalne sprejemljive ravni tveganja za Banko.

Določanje posameznih mejnih vrednosti poteka v dialogu z relevantnimi kompetentnimi funkcijami, tudi v posvetovanju z upravo Banke in ob upoštevanju regulatornih in nadzorniških zahtev ter pričakovanih vseh deležnikov kot tudi konkurenčnega položaja institucije. Poleg teh kazalcev ima Skupina določeno še vrsto bolj operativnih limitov in metrik, ki pokrivajo profil tveganj in ki služijo kot dodatna informacija k okviru obsega nagnjenosti k tveganjem.

Glavne dimenzije obsega prevzemanja tveganj so poslovna strategija ter kapitalaska in likvidnostna ustreznost. Tako je opredeljen obseg prevzemanja tveganj skozi glavne kazalnike, ki predstavljajo Steber 1 in 2 in kazalnike t.i. načrta sanacije. Obseg prevzemanja tveganj je del procesa načrtovanja in v tem kontekstu skladen z načrti in načrtovanim profilom tveganosti Skupine. Za ključne kazalnike je bil opredeljen sistem ciljnih vrednosti, pragov in omejitev, ki zagotavljajo redno spremljanje, pravočasno eskalacijo in povezavo z načrtom sanacije.

Izpostavljenost tveganjem, obseg prevzetih tveganj ter sposobnost prevzemanja različnih tveganj in stresnih situacij so predstavljeni upravi banke in omenjenim odboru v obliki različnih poročil.

4. Spremljanje in poročanje

Ocenjevanje kapitalaska ustreznosti je dinamičen proces, ki zahteva redno spremljanje, le-to pa omogoča sprejemanje pravih odločitev. Banka spremlja svoj profil tveganja s frekvenco, ki je skladna z naravo vsakega posameznega tveganja; poleg tega se kvartalno poroča ustreznim odborom za tveganja in nadzornikom, da bi določili in izvajali ter učinkovito in uspešno vzpostavili okvir ICAAP.

Kapitalaska ustreznost se ocenjuje ob upoštevanju ravnovesja med prevzetimi tveganji in razpoložljivim kapitalom tako v regulatornem kot tudi v ekonomskem smislu. V Banki to poteka z ocenjevanjem vpliva stresnih razmer na sposobnost prevzemanja tveganja (RTC), oziroma razmerje med razpoložljivimi finančnimi viri in ekonomskim kapitalom, ki predstavlja notranje merilo kapitalaska ustreznosti glede na ekonomsko perspektivo.

Odločitev o vključitvi sestavin v razpoložljive finančne vire je odvisna od:

- sposobnosti absorpcije izgub;
- stalnosti;
- fleksibilnosti plačil.

Glede na to, da so ta merila enaka kot pri izračunu regulatornih lastnih sredstev, je znesek regulatornih lastnih sredstev podlaga za določitev razpoložljivih finančnih virov (AFR). Ob predpostavki delujoče institucije se AFR izračunajo na podlagi predpostavke, da je institucija skladna z

vsemi računovodskim in regulatornimi standardi. Razmerje med AFR in internim kapitalom se imenuje zmogljivost prevzemanja tveganj (RTC). RTC je eden ključnih kazalnikov, ki so vključeni v obseg nagnjenosti k tveganjem in na podlagi katerih se Banka odloča v skladu z željenim profilom tveganosti in poslovno strategijo.

Mejnik pri ICAAP procesu je določitev obsega nagnjenosti k tveganjem, ki je opredeljen kot raven tveganj, ki jih je Banka pripravljena prevzeti in profil donosa, ki ga želi doseči pri uresničevanju svojih strateških ciljev in poslovnega načrta, ob upoštevanju interesov vseh deležnikov (npr. strank, pripravljavcev politik, regulatorjev, delničarjev) kakor tudi kapitalskih in drugih regulativnih in zakonskih zahtev. Obseg prevzetih tveganj Banke je določen v dialogu z matično skupino in odobren s strani nadzornega sveta. Obseg nagnjenosti k prevzetim tveganjem je odobren na letni ravni s strani različnih odborov, potem pa se redno spremlja in poroča z namenom zagotoviti, da se Banka razvija z začrtanim profilom tveganosti in načrtovano dobičkonosnostjo, ki jo je sprejela uprava Banke.

Banka nadzira tudi likvidnostno ustreznost prek ustreznih pristopov v okviru drugega stebra: proces ocenjevanja ustreznosti notranje likvidnosti (ILAAP). V okviru ILAAP procesa UniCredit Banka Slovenija v sodelovanju z matično skupino preverja ustreznost procesa upravljanja z likvidnostnim tveganjem, ki zajema različne komponente - kot so omejevanje kratkoročnega in srednjeročnega ter dolgoročnega likvidnostnega položaja, testiranje stresnih scenarijev, načrt financiranja in ključni regulativni kazalniki - in je namenjen predvsem zagotavljanju, da ima Banka vedno notranjo likvidnostno rezervo, ki ji omogoča obvladovanje pričakovanih in nepričakovanih izplačil.

V okviru vsakoletnega postopka ILAAP mora višje vodstvo podati oceno o ustreznosti likvidnostnega položaja in stabilnosti financiranja, tj. izjavo o likvidnostni ustreznosti (Liquidity Adequacy Statement - LAS). Namen te ocene je prikazati glavne dejavnike, ki so med letom vplivali na likvidnostni položaj, in podati komentar o razvoju glavnih metrik, ki se uporabljajo za usmerjanje različnih vidikov likvidnostnega tveganja.

Banka skladno z metodologijo UniCredit S.p.A izračunava notranji kapital (imenovan tudi »ekonomski kapital« za posamezne kategorije tveganj).

Tako proces ocenjevanja ustreznosti notranjega kapitala (ICAAP) kot tudi proces ocenjevanja ustreznosti notranje likvidnosti (ILAAP) sta predmet letnega pregleda Notranje revizije.

Kreditno tveganje

Kreditno tveganje je tveganje nastanka izgub zaradi posojilojemalčevega neizpolnjevanja pogojev, dogovorjenih s posojilno pogodbo

Dejavniki, ki ustvarjajo kreditno tveganje

V procesu izvajanja rednih kreditnih in poslovnih aktivnosti je Banka izpostavljena tveganju nepričakovanih sprememb kreditne bonitete nasprotne stranke, ki lahko povzroči nepričakovano spremembo vrednosti kreditne izpostavljenosti in posledično delni ali celotni odpis vrednosti. Tovrstno tveganje je vedno povezano s tradicionalno posojilno dejavnostjo, ne glede na obliko kreditne izpostavljenosti (bodisi gotovinske ali kreditne obveznosti, zavarovane ali nezavarovane, itd.). Glavni razlog neplačila je dolžnikova nezmožnost izpolnitve kreditnih pogojev zaradi lastnih težav, kot npr. pomanjkanje likvidnih sredstev ali insolvenčni postopek, ali makroekonomskih ali političnih dogodkov, ki negativno vplivajo na dolžnikovo finančno stanje. Ostale bančne operacije, poleg tradicionalnih oblik posojanja, prav tako vplivajo na kreditno tveganje. V tem smislu lahko „netradicionalno“ kreditno tveganje nastane iz:

- sklepanja pogodb o izvedenih finančnih instrumentih;
- nakupa in prodaje vrednostnih papirjev, valut, ali blaga;
- skrbniških storitev za vrednostne papirje.

Nasprotne stranke v teh transakcijah ali izdajatelji vrednostnih papirjev, ki so v lasti Banke, lahko postanejo nezmožni poravnati pogodbene obveznosti zaradi insolventnosti, političnih in gospodarskih dogodkov, pomanjkanja likvidnosti, operativnih pomanjkljivosti ali drugih razlogov. Nezmožnost plačila večjega števila tovrstnih transakcij ali ene ali več večjih transakcij lahko negativno vpliva na aktivnosti Banke, finančno stanje in poslovni dobiček. Nekatere pomembne sestavine kreditnega tveganja so pojasnjene v nadaljevanju.

Poročilo o upravljanju s tveganji



Tveganje neplačila: Tveganje nastanka izgub, ki izhajajo iz dejstva, da posojilojemalec ali nasprotna stranka finančne obveznosti (obveznica, menica, posojilo, zakup, obročni dolg itd.) ni zmožna pravočasno odplačati obresti in/ali glavnice ali katerega koli drugega dolgovanege zneska.

Deželno tveganje: slabosti poslovanja v poslovnem okolju določene države, ki vplivajo na posojilojemalčevo kreditno sposobnost.

Tveganje poravnave: Tveganje nasprotne stranke pri zakladniških poslih, pri katerih pravna oseba izvede transakcijo (plačilo) na dan poravnave, pri čemer nasprotna stranka še ni izpolnila svojih obveznosti (nasprotna izpolnitev/poravnava).

Tveganje koncentracije: Tveganje kreditne koncentracije je raven tveganja v portfelju banke, ki izhaja iz prekomerne izpostavljenosti do posamezne nasprotne stranke/ekonomske skupine. Izraža se v potencialnih izgubah teh večjih izpostavljenosti, ki bi lahko ogrozile sposobnost banke, da ohrani svoje osnovno poslovanje.

Tveganje nasprotne stranke: Tveganje neplačila nasprotnih strank za OTC (Over the counter) in SFT (Security financing transaction) instrumente.

Okvir za upravljanje s kreditnim tveganji

Pravila kreditnega upravljanja, ki po eni strani opredeljujejo razporeditev odgovornosti, po drugi strani pa zagotavljajo skladnost celotnega okvira kreditnega tveganja z regulativnim okvirom, ki velja za banko, so določena v okviru pravilnikov matične skupine (politika Skupine, operativni predpisi Skupine, postopkovni predpisi Skupine, odvisno od stopnje razčlenjenosti), ki jih matična skupina razdeli pravnim osebam v Skupini. V okviru svoje vloge usmerjanja, podpore in izvajanja kontrol, povezanih s kreditnim tveganjem, matična skupina deluje na naslednjih področjih: kreditna pravila, kreditne strategije in omejitve kreditnega tveganja, razvoj bonitetnih modelov, potrjevanje bonitetnih sistemov, upravljanje velikih izpostavljenosti, izdajanje kreditnih produktov, spremljanje in poročanje o kreditnem tveganju portfelja.

Pravila glede kreditnega tveganja matične skupine, ki jih prejme Banka, se bodisi lokalizirajo (v smislu lokalne organizacijske strukture) in izvajajo ali pa prilagodijo v skladu z lastnikom vsebine v matični skupini, tako da so skladna z zakonodajo, pravili in posebnostmi lokalnega trga. Politike (če je potrebno) se na lokalni ravni podrobneje uredijo z operativnimi ali delovnimi navodili, ki opisujejo posebna pravila, ki podpirajo izvajanje vsakodnevnih dejavnosti.

Kreditne politike se posodablajo vsaj enkrat letno, prav tako pa se v njih opredeli, s katerimi strankami/produkti, industrijskimi segmenti in geografskimi območji namerava Banka razvijati kreditno poslovanje.

Upravljanje in merjenje kreditnih tveganj

Banka sprejema in upravlja kreditno tveganje skladno z internimi akti. Postopki upravljanja kreditnega tveganja potekajo na ravni posamezne transakcije, stranke in portfelja na podlagi postopkov, struktur in pravil, ki usmerjajo, vodijo in standardizirajo ocenjevanje ter upravljanje kreditnega tveganja skladno z načeli in prakso matične skupine in Banke. Aktivnosti so usmerjene v analizo glavnih sestavin kreditnega tveganja in njihovega časovnega razvoja z namenom pravočasnega odkrivanja znakov poslabšanja ter pravočasnega in ustreznega ukrepanja.

Glavni cilj upravljanja s kreditnim tveganjem je doseganje oziroma ohranjanje visoke kakovosti in razpršenosti kreditnega portfelja.

Različni vpeljani bonitetni modeli so podlaga za učinkovito upravljanje tveganj in so vključeni v vse procese odločanja v zvezi z upravljanjem tveganj. Prav tako so ključni dejavniki za kapital, potreben za kritje tveganju prilagojene aktive. Posebna pozornost je namenjena doslednosti pri predstavitvi za nadzorne namene in zahtevam notranje kontrole. Ustrežno oblikovanje cen in proaktivno upravljanje tveganj stalno izboljšujeta razpršenost portfelja in razmerje med tveganjem in donosom.

Proces odobravanja kreditov

Temelj vsakega kreditnega odobritvenega procesa je podrobna obravnava vsake kreditne izpostavljenosti povezane s stranko. Banka pri procesu odobravanja svojih naložb upošteva tako verjetnost dogodka neplačila obveznosti posamezne stranke kot tudi tveganje povezano z različnimi vrstami izpostavljenosti. Pri merjenju kreditnega tveganja Banka izračunava boniteto na podlagi verjetnosti dogodka neplačila obveznosti posamezne stranke.

Za večji del kreditnega portfelja pravnih oseb Banka ocenjuje parameter tveganja verjetnosti neplačila (PD) na podlagi interne metodologije (IRB pristop), skladno z Direktivo CRD IV in Uredbo CRR. Za ostali del portfelja (prebivalstvo, mala in srednja podjetja) Banka uporablja lokalne modele merjenja kreditnega tveganja (standardizirani pristop). UniCredit z namenom učinkovitega in statistično podprtega merjenja kreditnih tveganj pripravlja in spremlja interne modele skladno s prej omenjeno direktivo in uredbo ter smernicami matične skupine UniCredit.

Verjetnost dogodka neplačila in posledično boniteta posamezne stranke je določena na podlagi finančnih podatkov, kvalitativnih dejavnikov in opozorilnih signalov. UniCredit uporablja lestvico z desetimi glavnimi bonitetnimi razredi in z dodatno razdelitvijo v 26 bonitetnih podrazredov z dodeljenimi verjetnostmi neplačila. Zadnja dva glavna razreda predstavljata slabe naložbe.

Spodnja tabela prikazuje primerjavo med interno in zunanjo bonitetno oceno:

No.	Bonitetna skupina	Bonitetna pod-skupina	PD* v % min.	PD* v % srednji	PD* v % maks.	Primerljiva bonitetna ocena		
						S&P	Moodys	Fitch
1	1	1+	0,00%	0,02%	0,03%	AAA /AA+	Aaa / Aa1	AAA / AA+
2		1	0,03%	0,03%	0,04%	AA	Aa2	AA
3		1-	0,04%	0,04%	0,05%	AA-	Aa3	AA-
4	2	2+	0,05%	0,06%	0,07%	A+	A1	A+
5		2	0,07%	0,08%	0,09%	A	A2	A
6		2-	0,09%	0,10%	0,12%	A-	A3	A-
7	3	3+	0,12%	0,14%	0,16%			
8		3	0,16%	0,19%	0,22%	BBB+	Baa1	BBB+
9		3-	0,22%	0,26%	0,31%	BBB	Baa2	BBB
10	4	4+	0,31%	0,36%	0,42%	BBB-	Baa3	BBB-
11		4	0,42%	0,49%	0,57%			
12		4-	0,57%	0,66%	0,77%	BB+	Ba1	BB+
13	5	5+	0,77%	0,90%	1,06%			
14		5	1,06%	1,23%	1,44%	BB	Ba2	BB
15		5-	1,44%	1,68%	1,96%			
16	6	6+	1,96%	2,29%	2,67%	BB-	Ba3	BB-
17		6	2,67%	3,12%	3,64%			
18		6-	3,64%	4,25%	4,96%	B+	B1	B+
19	7	7+	4,96%	5,80%	6,77%			
20		7	6,77%	7,90%	9,22%			
21		7-	9,22%	10,77%	12,57%	B	B2	B
22	8	8+	12,57%	14,67%	17,13%	B-	B3	B-
23		8	17,13%	20,00%	100,00%	CCC/CC	Caa/Ca	CCC/CC
24		8-	100,00%	100,00%	100,00%			
25	9	9	100,00%	100,00%	100,00%			
26	10	10	100,00%	100,00%	100,00%			

Poročilo o upravljanju s tveganji

Spodnja tabela prikazuje bruto izpostavljenost bilančnih postavk kreditnemu tveganju

EUR 1.000	31. 12. 2022	31. 12. 2021
Denar v blagajni, stanje na računih pri centralnih bankah in vpogledne vloge pri bankah	737.478	743.643
Posojila in terjatve merjene po pošteni vrednosti skozi poslovni izid	-	-
Finančna sredstva merjena po pošteni vrednosti skozi drugi vseobsegajoči donos	274.748	262.542
Posojila in terjatve merjeni po odplačni vrednosti	2.207.408	2.025.951
Dolžniški vrednostni papirji	33.389	33.354
Bankam	64.995	53.855
Strankam	2.084.604	1.935.733
Druga finančna sredstva	24.420	3.009
Skupaj	3.219.634	3.032.136

Opomba: vse naslednje preglednice vključujejo samo podatke Banke za leti 2022 in 2021 zaradi prodaje lizing družbe v letu 2022, pri čemer so za konec leta 2022 relevantni samo računovodski izkazi Banke, za leto 2021 pa primerljive informacije. Poleg tega so v vseh tabelah in grafih v prihodnjih razdelkih izključeni računi v posesti za prodajo.

Bilančni kreditni portfelj Banke se je v primerjavi s preteklim letom povečal za 187,5 milijonov EUR bruto oziroma za 5,8 %. Na dan 31. decembra 2022 je skupna bilančna kreditna izpostavljenost banke znašala 3.222 milijonov EUR bruto.

Izpostavljenost zunajbilančnih postavk kreditnemu tveganju

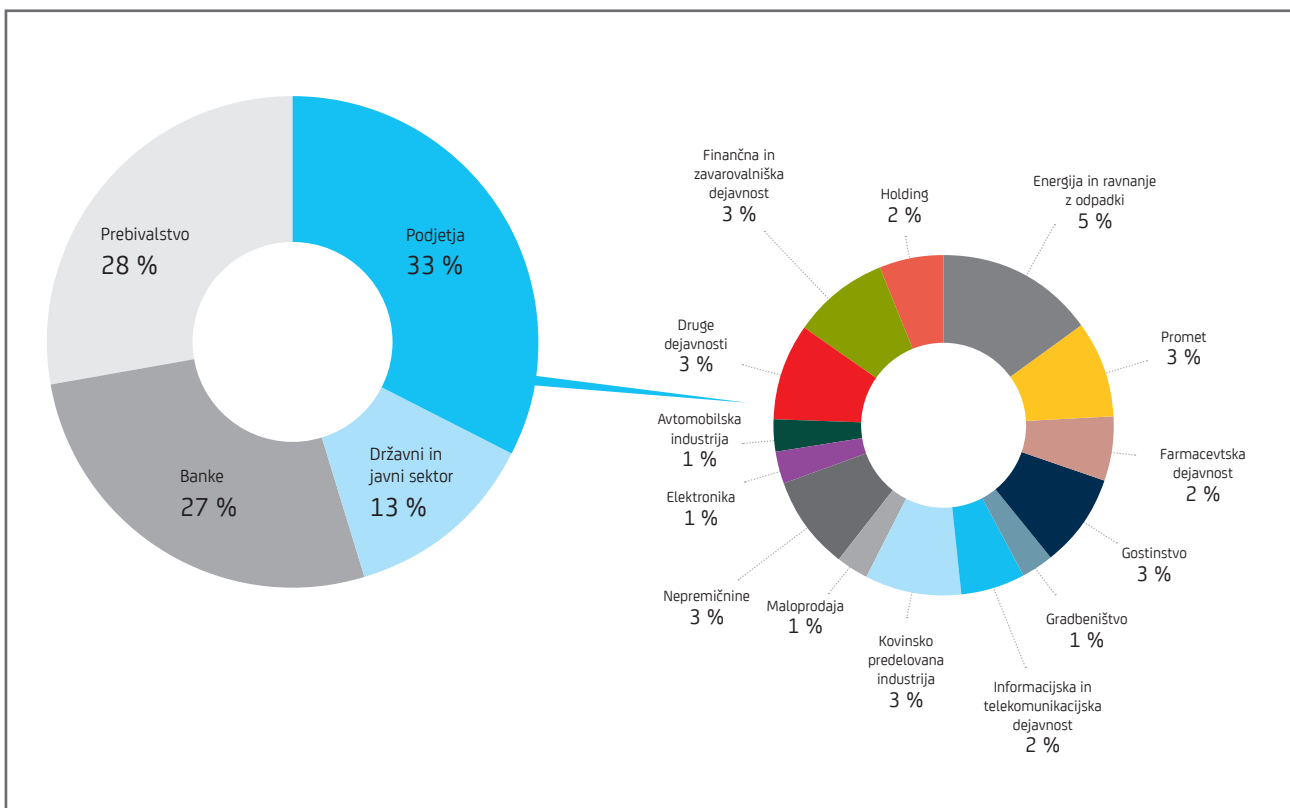
EUR 1.000	31. 12. 2022	31. 12. 2021
Garancije	440.201	640.934
Kreditni limiti in kreditne linije	654.143	476.882
Upniki po spot poslih	15.028	3.065
Nazivna vrednost izvedenih finančnih instrumentov	3.195.093	2.209.076
Skupaj	4.304.465	3.329.957

Zunajbilančni kreditni portfelj Banke se je v primerjavi s prejšnjim letom povečal za 975 milijonov EUR oziroma za 22,6 %. Na dan 31. decembra 2022 je skupna zunajbilančna kreditna izpostavljenost znašala 4.304 milijone EUR.

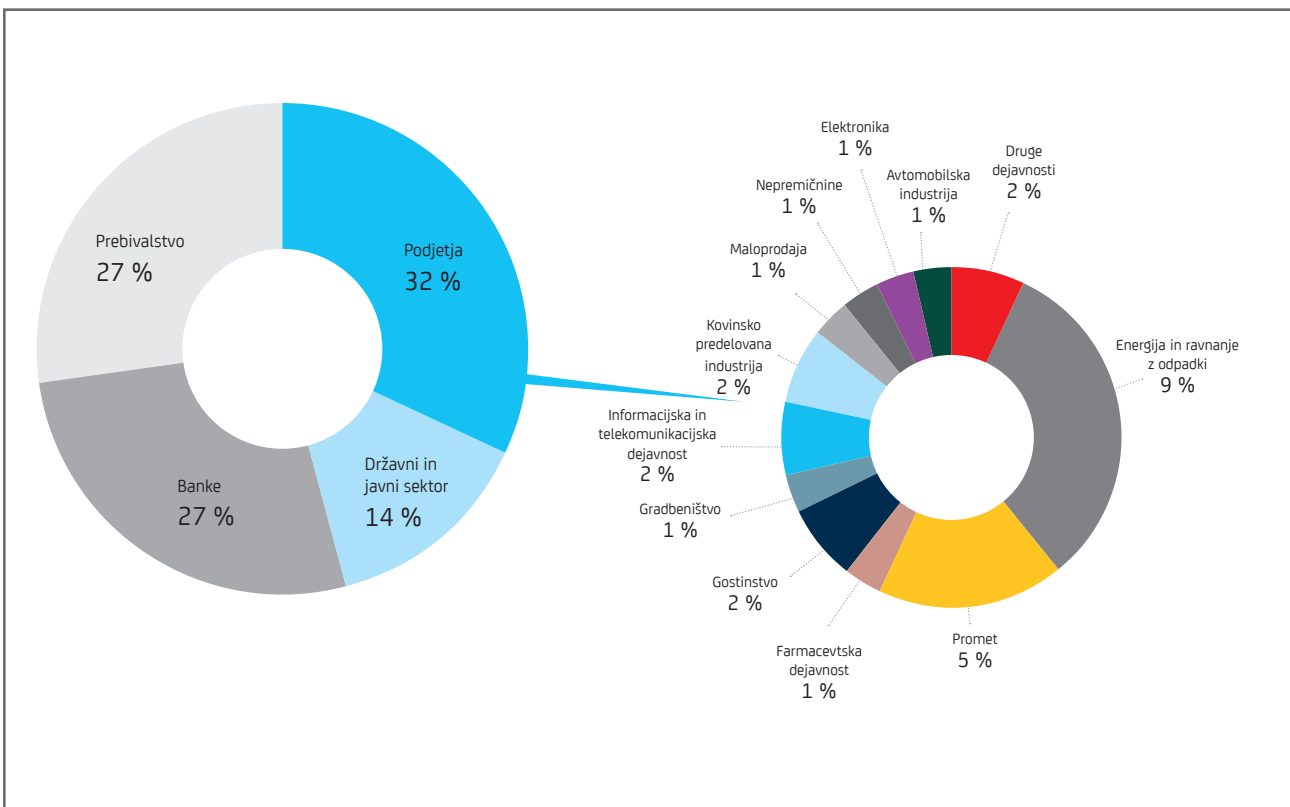
Analiza portfelja

Konec decembra 2022 se je bilančni portfelj nepravilnih terjatev nebančnega sektorja Banke v primerjavi s koncem leta 2022 povečal za 61 milijonov EUR oziroma za 6,5 %. V nebančnem sektorju je povečanje obsega mogoče pripisati povečanju izpostave do sektorjev Nepremičnine in naprave, kovine. Izpostavljenosti do Bank sektorja so v letu 2022 ostale stabilne. Portfelj v posesti za prodajo ni vključen.

Segmentna razdelitev kreditnega portfelja Banke na dan 31. 12. 2022



Segmentna razdelitev kreditnega portfelja Banke na dan 31. 12. 2021



Poročilo o upravljanju s tveganji

Segmentna razdelitev kreditnega portfelja Banke po industrijah

	Izpostavljenost (v 1.000 EUR)	
	31. 12. 2022	31. 12. 2021
Kmetijstvo in gozdarstvo	1.706	3.012
Avtomobilska ind.	28.982	28.301
Banke	230.781	121.627
Farmacevtska dej.	62.560	30.850
Gradbeništvo	52.032	29.563
Maloprodaja	33.954	36.256
Elektronika	36.171	22.543
Energija in ravnanje z odpadki	205.164	276.478
Prebivalstvo	20.243	18.392
Finančna in zavarovalniška dej.	29.705	63.427
Gostinstvo	40.567	51.009
Holding	80.745	13.133
Kovinsko predelovalna industrija	123.363	65.040
Tisk in založništvo	8.112	7.462
Drugo	627.955	972.072
Družine	841.615	800.475
Država in javni sektor	454.144	168.842
Nepremičnine	105.689	32.592
Druge dejavnosti	46.319	70.811
Ladjarstvo	396	690
Informacijska in telekomunikacijska dej.	73.080	69.553
Tekstilna dej.	1.992	972
Turizem	4.787	7.669
Promet	109.572	141.368
Skupaj	3.219.634	3.032.137

Delitev celotnega kreditnega portfelja Banke po geografski lokaciji

Izpostavljenost glede na geografsko lokacijo	Izpostavljenost (EUR 1.000)		Sprememba v %
	31. 12. 2022	31. 12. 2021	
Slovenija	2.953.704	2.812.326	4,8%
Italija	110.014	107.677	2,1%
Hrvaška	57.637	57.557	0,1%
Avstrija	14.114	21.413	-51,7%
Nemčija	13.429	6.278	53,3%
Švica	1.183	5.660	-378,4%
Nizozemska	5.037	4.109	18,4%
Belgija	5.686	3.473	38,9%
Bosna in Hercegovina	2.715	3.228	-18,9%
Združene države Amreike	3.648	2.054	43,7%
Ostalo	52.468	8.362	84,1%
Skupaj	3.219.634	3.032.137	4,8%

Zgoraj navedene pomembnejše spremembe v delitvi kreditnega portfelja po geografski lokaciji, so večinoma povezane s poslovnimi odnosi z drugimi finančnimi institucijami, vključno s transakcijami z matično skupino UniCredit in s transakcijami skozi Target 2 račun pri Banki Slovenije.

Tehnike za zmanjševanje kreditnega tveganja

Banka uporablja različne tehnike za zmanjševanje kreditnega tveganja z namenom zmanjšati potencialne kreditne izgube zaradi plačilne nesposobnosti dolžnikov.

Na podlagi splošnih smernic glede tehnik zmanjševanja kreditnega tveganja, ki jih je izdala matična skupina UniCredit, je Banka v okviru internih pravilnikov opredelila procese, strategije in postopke za upravljanje z zavarovanji s poudarkom na pravilih glede sprejemljivosti, vrednotenja in spremljanja zavarovanj z namenom zagotoviti pravno izvršljivosti in pravočasno unovčenje zavarovanj v skladu s slovensko zakonodajo.

V skladu s kreditno politiko se zavarovanja ali garancije lahko sprejmejo le kot podpora posojilom in ne morejo nadomestiti posojilojemalčeve sposobnosti izpolnjevanja obveznosti. Zato so poleg splošne analize kreditne sposobnosti in odplačilne sposobnosti posojilojemalca predmet posebnega vrednotenja in analize podporne vloge za poplačilo izpostavljenosti.

Upravljanje s tehnikami zmanjševanja kreditnega tveganja je vgrajeno tako v kreditni proces kot tudi v proces spremljanja kreditnega tveganja. Kontrole in s tem povezane odgovornosti so formalizirane in dokumentirane v internih pravilih.

Prav tako so bili vzpostavljeni procesi, ki zagotavljajo pravilen vnos vseh relevantnih informacij glede identifikacije in vrednotenja zavarovanj v sistemu.

Banka v fazi pridobivanja zavarovanj poudarja pomen procesov in kontrol zahtev glede pravne varnosti zavarovanja ter ocene primernosti zavarovanja s premoženjem ali jamstva. Postopek vrednotenja temelji na previdnostnih načelih s sklicevanjem na uporabo "tržne vrednosti" in uporabo ustreznih odbitkov, da se v primeru likvidacije ne bi zgodile nepričakovane izgube. V primeru osebnih jamstev je treba oceniti ponudnika zavarovanja, da se izmerita njegova kreditna sposobnost in profil tveganja.

Postopki spremljanja tehnik za zmanjševanje kreditnega tveganja zagotavljajo, da so izpolnjene splošne in posebne zahteve, ki jih določajo kreditne politike ter interna pravila in zakonski predpisi.

Ker se regulativni organ vse bolj posveča temam, povezanim z ESG, sta zbiranje informacij, povezanih z okoljem, in njihovo vključevanje v bančne procese vse pomembnejša za ustrezno upravljanje tveganj in poslovnih priložnosti. Za upravljanje informacij o energetskega razredu (tako za stanovanjske kot poslovne nepremičnine) je bila sprožena posebna pobuda, da bi izpolnili vse zakonske zahteve. Pridobivanje podatkov o energijskem razredu za stanovanjsko stavbo pri novih maloprodajnih posojilih je že vključeno v postopek kreditiranja. V teku so nadaljnje pobude za zbiranje širšega obsega kazalnikov energetske učinkovitosti, ki bodo povezani z vsemi zavarovanji.

Zavarovanja, ki jih uredba CRR sprejema v podporo odobrenim kreditnim linijam, vključujejo predvsem:

1. nepremičnine (stanovanjske in poslovne);
2. finančno premoženje (samo depozit);
3. jamstva in garancije (država, nadnacionalne organizacije, banka).

Glavne vrste zavarovanj, ki Banka uporablja za zmanjšanje kreditnega tveganja, povezanega s finančnimi sredstvi, so navedene v spodnji preglednici. Predstavljena zavarovanja se nanašajo na instrumente, ki so merjeni po FVTOCI, odplačni vrednosti in FVTPL.

Osebna posojila

Portfelj osebnih posojil Banke sestavljajo nezavarovana posojila in kreditne kartice.

Posojila podjetjem

Banka za posojila podjetjem zahteva zavarovanja in jamstva. Najpomembnejši kazalnik kreditne sposobnosti podjetij je analiza njihove finančne uspešnosti ter njihovih kazalnikov likvidnosti, finančnih vzvodov, učinkovitosti upravljanja in stopnje rasti. Vrednost zavarovanja pri hipotekarnih posojilih za poslovne nepremičnine temelji na oceni tržne vrednosti ob nastanku, ki jo izdelata zunanji cenilec s seznama cenilcev banke v skladu z veljavnimi Mednarodnimi standardi ocenjevanja vrednosti (IVSC) in pregleda notranji cenilec. Spremljanje in pogostost postopka vrednotenja zavarovanja s premoženjem enkrat letno v fazi spremljanja pregleda notranji cenilec na podlagi posameznih zahtev ali pa se na podlagi ocene notranjega cenilca opravi novo vrednotenje.

Sredstva, pridobljena s prevzemom zavarovanja

Banka je na dan 31. 12. 2021 pridobila sredstva v višini 0,4 milijona EUR, ki so bila med letom prevzeta kot zavarovanje za posojila in predujme (vse v zvezi z lizing portfeljem). Na dan 31. 12. 2022 na ravni Banke ni bilo nobenih prevzetih sredstev.

Poročilo o upravljanju s tveganji

Hipotekarna posojila

Banka ima stanovanjske in poslovne nepremičnine kot zavarovanje za hipotekarna posojila, ki jih odobri svojim strankam. Banka spremlja svojo izpostavljenost hipotekarnim posojilom prebivalstvu z uporabo razmerja LTV, ki se izračuna kot razmerje med bruto zneskom posojila - ali zneskom za prevzete obveznosti za posojila - in vrednostjo zavarovanja. Ocenjevanje vrednosti ob prevzemu zavarovanja s premoženjem izključuje vse morebitne popravke zaradi pridobitve in prodaje zavarovanja s premoženjem. Vrednost zavarovanja za hipoteke na stanovanjske in poslovne nepremičnine temelji na tržni vrednosti ob nastanku, ki jo oceni zunanji cenilec s seznama cenilcev banke v skladu z veljavnimi Mednarodnimi standardi ocenjevanja vrednosti (IVSC). Spremljanje in pogostost postopka prevrednotenja zavarovanja sta odvisna od vrste nepremičnine in vrednotenja, ki ga v fazi spremljanja pregleda ali ponovno oceni notranji/zunanji cenilec. Banka uporablja Postopek z individualnim pregledom in mnenjem REVD (Real Estate Valuation Desk) o tržni vrednosti za vse poslovne in stanovanjske nepremičnine NPL, ki ga pripravi notranji cenilec, integrirani Desktop (izjemoma Drive by ali Full visit) ali statistično spremljanje, uporaba statistične metode, integrirani Desktop (izjemoma Drive by ali Full visit) ali z uporabo zunanjih Naprednih statističnih modelov, integrirani Desktop, izjemoma Drive by ali New Valuation po IVSC in Full visit; pripravi zunanji cenilec. Pri kreditno oslabljenih posojilih vrednost zavarovanja temelji na spremljanju vrednosti in novih vrednotenjih na podlagi ocene notranjega cenilca.

Spodnja tabela prikazuje izpostavljenosti iz hipotekarnih posojil po razponih razmerja med posojilom in vrednostjo (LTV).

EUR 1.000	Izpostavljenost		Popravek vrednosti	
	31. 12. 2022		31. 12. 2021	
Manj kot 50 %	213.683	(6.453)	303.045	(3.728)
51-70 %	178.485	(1.060)	101.015	(1.853)
71-90 %	231.997	(1.933)	151.209	(2.147)
91-100 %	26.177	(1.180)	25.372	(1.150)
Več kot 100 %	92.521	(2.620)	85.813	(3.119)
Skupaj	742.863	(13.246)	666.455	(11.997)

Pri sprejemanju tehnik za zmanjševanja kreditnega tveganja Banka daje poudarek pomenu postopkov in nadzora zahtev glede pravne varnosti glede zaščite ter oceni ustreznosti zavarovanja ali jamstva.

V skladu s smernicami glede zavarovanj so zavarovanja predmet rednega postopka pregleda, ki se izvaja bodisi na individualni ali na portfeljski osnovi. Takšen pristop omogoča Banki boljši vpogled v trenutno stanje in dejansko vrednost kreditnega zavarovanja.

Izpostavljenost Banke do strank, ki niso banke (finančna sredstva do strank po odplačni vrednosti in druga finančna sredstva po odplačni vrednosti), glede na bonitetno oceno in dodeljeno zavarovanje s premoženjem po tržni vrednosti

EUR 1.000	Izpostavljenost		Zavarovanje			
	31. 12. 2022		31. 12. 2021			
1	190.318	(45)	49.500	271.881	(124)	118.172
2	317.942	(137)	83.605	306.701	(604)	127.471
3	263.772	(459)	164.757	383.145	(600)	182.357
4	484.532	(2.916)	294.874	477.472	(2.363)	347.369
5	484.770	(5.021)	380.660	227.059	(2.928)	141.976
6	225.272	(6.919)	160.604	159.770	(3.303)	64.577
7	71.090	(3.543)	36.904	23.971	(876)	14.244
8	14.136	(1.081)	11.964	20.013	(1.437)	16.278
Slabe naložbe	38.733	(22.576)	17.379	59.002	(44.216)	19.213
Neklasificirane stranke	18.459	(173)	1.098	9.729	(65)	19
Skupaj	2.109.024	(42.870)	1.201.345	1.938.743	(56.517)	1.031.676

Opomba: Znesek kreditnih izpostavljenosti v tabeli je izražen v bruto vrednosti in ne vključuje oslabeitev. Dodeljena tržna vrednost zavarovanja s premoženjem je tržna vrednost, omejena z zneskom izpostavljenosti.

Struktura kreditnega portfelja Banke do bank glede na boniteto stranke

EUR 1.000	Izpostavljenost	Popravek vrednosti	Izpostavljenost	Popravek vrednosti
	31. 12. 2022		31. 12. 2021	
1	690.053	-	699.351	-
2	1.726	-	7.433	-
3	110.210	(5)	90.471	(4)
4	24	-	146	-
5	447	(2)	97	-
6	-	-	-	-
7	-	-	-	-
8	7	(1)	-	-
Slabe naložbe	-	-	-	-
Neklasificirane stranke	7	(1)	-	-
Total	802.474	(9)	797.498	(4)

Opomba: Znesek kreditnih izpostavljenosti v tabeli je izražen v bruto vrednosti in ne vključuje oslabitev. Prikazane so naslednje bilančne postavke iz izkaza finančnega položaja: stanje na računih pri centralnih bankah in vpogledne vloge pri bankah, terjatve do bank merjeni po odplačni vrednosti in druga finančna sredstva razvrščena bankam.

Tržna vrednost zavarovanj Banke po vrsti zavarovanja

EUR 1.000	31. 12. 2022	31. 12. 2021
Vrste zavarovanj		
Znesek zavarovanja z nepremičninami	2.632.042	2.237.777
Znesek zavarovanja s premičninami	0	0
Znesek zavarovanja z nepreklicnimi jamstvi RS	220.251	159.400
Znesek zavarovanja z bančnimi vlogami	26.119	5.742
Druge vrste zavarovanj	1.899	4.362
Skupaj	2.880.311	2.407.281

Opomba: med nepreklicne obveze spadajo državna poroštva, bančne garancije in garancije nadnacionalnih organizacij, ki so v skladu z uredbo CRR ustrezne za namene optimizacije kapitalne zahteve (poroštva fizičnih in pravnih oseb niso vključena). Tržna vrednost zavarovanja s premoženjem je ocenjena tržna vrednost, ki ni omejena z zneskom izpostavljenosti.

V primerjavi z letom 2021 so na gibanje vrednosti zavarovanj vplivali predvsem naslednji razlogi:

- projektno izvajanje novo pridobljenih ocen vrednosti obstoječih zavarovanj s stanovanjsko nepremičnino;
- novi posli z zavarovanjem.

Nedonosne izpostavljenosti Banke do posojil in predujmov strankam po odplačni vrednosti glede na produkt

EUR 1.000	Izpostavljenost	Popravek vrednosti	Zavarovanje	Izpostavljenost	Popravek vrednosti	Zavarovanje
	31. 12. 2022			31. 12. 2021		
Posojila Prebivalstvu	18.627	(11.718)	6.112	30.435	(20.716)	10.949
Potrošniška posojila	5.192	(3.942)	35	6.513	(6.278)	22
Hipotekarna posojila	11.870	(6.683)	5.782	19.215	(9.760)	10.616
Posojila malim podjetjem	1.565	(1.093)	295	4.707	(4.678)	311
Posojila podjetjem	20.106	(10.858)	11.267	28.567	(23.500)	8.264
Skupaj	38.733	(22.576)	17.379	59.002	(44.216)	19.213

Opomba: Znesek kreditnih izpostavljenosti v tabeli je izražen v bruto vrednosti in ne vključuje oslabitev. Prikazane so naslednje bilančne postavke iz izkaza finančnega položaja: posojila in terjatve do strank merjeni po odplačni vrednosti in druga finančna sredstva razvrščena strankam. Dodeljena tržna vrednost zavarovanja s premoženjem je tržna vrednost, omejena z zneskom izpostavljenosti.

Poročilo o upravljanju s tveganji

Okvir, povezan z opredelitvijo neplačila in parametri MSRP 9

Definicija neplačila¹⁶ ima ključno vlogo pri pravilni razvrstitvi izpostavljenosti in njenem vplivu na zahteve po lastnih sredstvih (v smislu regulatornega in ekonomskega kapitala) ter na raven rezervacij za izgube pri posojilih (LLP), kar neposredno vpliva na kakovost sredstev Banke.

Banka si prizadeva za popolno uskladitev definicije "neplačila" za izračun tveganja ali kapitalskih zahtev z definicijo:

- "oslabitev" za namene računovodstva, pri čemer se ocenjujejo nastale izgube in njihovo kritje z rezervacijami za oslabitve;
- "nedonosne izpostavljenosti" za nadzorniško poročanje pri ugotavljanju kakovosti sredstev Banke.

To načelo omogoča homogen pristop k praksam kategoriziranja posojil za namene nadzora in poročanja, pri čemer se kategorije posojil združujejo v skladu s skupnim okvirom, ki se zahteva za regulativno poročanje in razkritje v računovodskih izkazih.

"Neplačilo" nastopi, ko se zgodi eden od naslednjih dveh dogodkov ali oba:

- dolžnik¹⁷ več kot 90 dni zamuja z izpolnitvijo katere koli pomembne kreditne obveznosti (> 90 dni zamude) ali/in
- za dolžnika ni verjetno, da bo v celoti poravnal vsaj eno od svojih kreditnih obveznosti ne da bi morala Banka izvesti ukrepe.

Izračun zapadlih obveznosti temelji na ugotavljanju višine zapadle kreditne obveznosti in celotne kreditne obveznosti na ravni dolžnika, ki jo primerjamo z absolutnim in relativnim pragom. Podrobnejša opredelitev vrednosti za absolutni in relativni prag:

- Absolutni prag, ki ga je Evropska centralna banka določila v višini 100 EUR oziroma 500 EUR za izpostavljenosti iz naslova poslovanja s prebivalstvom¹⁸ in izpostavljenosti iz naslova poslovanja s podjetji, se nanaša na skupni znesek zapadlih kreditnih obveznosti, ki se obravnava kot vsota vseh zapadlih zneskov, povezanih s kreditnimi obveznostmi posojilojemalca do institucije¹⁹, matične družbe ali katere koli njene podrejene družbe;
- Relativni prag, ki ga je Evropska centralna banka določila v višini 1 %, je opredeljen kot odstotek zapadle kreditne obveznosti glede na skupno bilančno izpostavljenost do dolžnika brez izpostavljenosti iz naslova lastniških instrumentov.

Preseganje obeh pragov sproži štetje dni zamude, ki določa klasifikacijo neplačila kot "pomembna zamuda", ko je doseženih 90 zaporednih dni zamude.

Verjetnost neplačila ("PD")

Bonitetne ocene se posameznim nasprotnim strankam dodelijo z uporabo interno razvitih modelov, ki so vključeni v procese upravljanja kreditnega tveganja. Notranji modeli veljajo bodisi za celotno Skupino (npr. za banke, multinacionalke, države) bodisi za posamezne banke po segmentih strank. Različne bonitetne lestvice teh modelov so preslikane na enotno glavno lestvico devetih razredov na podlagi verjetnosti neplačila (PD) - opisano v poglavju Merjenje kreditnega tveganja/ Postopek odobritve kredita.

Verjetnost neplačila je ocena verjetnosti, da bo stranka prešla v status neplačnika. Omogoča oceno verjetnosti, da stranka finančne institucije v določenem časovnem obdobju ne bo mogla izpolniti svojih dolžniških obveznosti. PD dolžnika ni odvisen le od značilnosti tveganja tega dolžnika, temveč tudi od gospodarskega okolja in obsega, v katerem vpliva na dolžnika. PD se ocenjuje na podlagi značilnosti stranke, preteklih neplačil in redno posodobljenih makroekonomskih scenarijev.

Izguba ob neplačilu ("LGD"), oziroma stopnja izgube (obratni koncept je stopnja poplačili), predstavlja odstotek izgubljenih pogodbenih denarnih tokov v primeru neplačila, izražen kot neto znesek izgube, ki se nanaša na zapadle obveznosti. Povečanje stopnje izgube bi samo po sebi povzročilo zmanjšanje mere poštene vrednosti. Izguba ob neplačilu je specifična za posamezen instrument, saj na splošno velja, da na te izgube vplivajo ključne značilnosti transakcij, kot sta prisotnost zavarovanja s premoženjem in stopnja podrejenosti. Banka ocenjuje LGD na podlagi interno ugotovljenih preteklih izgub in redno posodobljenih makroekonomskih scenarijev.

Izpostavljenost ob neplačilu ("EAD")

EAD predstavlja oceno zneska, ki mu je Banka lahko izpostavljena v trenutku neplačila. Pri tem se upoštevajo profil denarnih tokov finančnega instrumenta za produkte z denarnimi tokovi in pričakovana dodatna koriščenja iz kreditne linije do datuma neplačila za produkte brez denarnih tokov.

Znatno povečanje kreditnega tveganja ("SICR")

Znatno povečanje kreditnega tveganja je v kontekstu MSRP 9 pomembna sprememba ocenjenega tveganja neplačila (v preostali pričakovani dobi trajanja finančnega instrumenta). Pri ocenjevanju pomembnosti spremembe kreditnega tveganja je treba upoštevati spremembo tveganja neplačila, do katere je prišlo od začetnega pripoznanja, in mora temeljiti na relativnem in ne na absolutnem merilu.

¹⁶ trenutno veljavna definicija, ki se uporablja od prvega četrtrletja 2021.

¹⁷ Stranka ali skupina strank

¹⁸ Pri izračunu zapadlih kreditnih obveznosti in bilančnih izpostavljenosti je treba upoštevati vse izpostavljenosti razen lastniškega kapitala.

¹⁹ Za prag, ki ga je določil pristojni nacionalni organ zunaj SSM parametra.

“Pomembno” se tolmači v smislu kvantilov porazdelitve referenčne vrednosti dodelitve, ki opredeljuje relativno mero spremembe kreditnega tveganja od nastanka, pogojeno z vrednostmi izbranih dejavnikov (začetno kreditno tveganje posla, starost, preostala zapadlost). Praviloma mora biti kvantilna raven opredeljena tako, da je z dolgoročnega vidika odstotek poslov, razporejenih v skupini 2, vsaj enak ali višji od dolgoročne povprečne enoletne stopnje neplačila portfelja.

V vsakem primeru je treba transakcijo obravnavati kot SICR in jo razvrstiti v skupino 2, če se trikratno poveča PD med življenjsko dobo ali če je transakcija, povezana z nasprotnimi strankami z baselskim PD brez MoC, višja od 20 %.

Razvrstitev kreditne izpostavljenosti po skupinah

Znotraj Banke določitev razvrstitve v skupine temelji na kombinaciji relativnih in absolutnih elementov. Glavni elementi so:

- Primerjava, za vsako transakcijo, med verjetnostjo neplačila, izmerjeno ob nastanku transakcije ter verjetnostjo neplačila na datum poročanja, ki sta izračunani na podlagi notranjih modelov in s pragi, ki so postavljeni tako, da se upoštevajo vse ključne spremenljivke vsake transakcije, ki bi lahko vplivale na pričakovanja banke glede sprememb verjetnosti neplačila skozi čas (npr. starost, ročnost, raven verjetnosti neplačila v času nastanka); transakcije z zelo nizkimi verjetnostmi neplačila (ki ustrezajo bonitetnim ocenam naložbenega razreda) so izvete iz prehoda v skupino 2 zaradi povečanja verjetnosti neplačila;
- Absolutni elementi, kot so zakonski varovalni mehanizmi (npr. 30-dnevna zamuda pri plačilu);
- Drugi interni dokazi, vključno s ponovnimi preučitvami finančnih instrumentov zaradi finančnih težav, s katerimi se sooča nasprotna stranka (npr. nova klasifikacija v restrukturirano izpostavljenost).

Rezultat razvrščanja v skupine je klasifikacija kreditne izpostavljenosti med skupino 1, skupino 2 ali skupino 3 glede na njihovo absolutno ali relativno kreditno kakovost glede na začetno izplačilo. Natančneje:

- Skupina 1: vključuje (i) novo izdane ali pridobljene kreditne izpostavljenosti, (ii) izpostavljenosti, pri katerih se kreditno tveganje od začetnega pripoznanja ni bistveno poslabšalo, (iii) izpostavljenosti z nizkim kreditnim tveganjem (izjema z nizkim kreditnim tveganjem);
- Skupina 2: vključuje kreditne izpostavljenosti, ki so kljub donosnosti utrpeli znatno poslabšanje kreditnega tveganja od začetnega pripoznanja;
- Skupina 3: vključuje oslabiljene kreditne izpostavljenosti.

Razvrstitev kreditnih izpostavljenosti v eno od zgoraj navedenih skupin se opravi ob začetnem pripoznanju, ko so izpostavljenosti razvrščene v skupino 1, in se periodično pregleduje na podlagi pravil o razvrščanju v skupine.

Model razvrščanja v skupine se uporablja na vsak datum poročanja, s čimer se zagotovi tako pravočasno zajemanje znatnega poslabšanja kot tudi njegovega obrata na simetričen način za pravilno razvrščanje vsake transakcije v ustrezno skupino in s tem povezanim modelom izračuna pričakovanih izgub. Pri izračunu pričakovane kreditne izgube je potrebno upoštevati, da ta znesek temelji na prilagojenih kazalnikih PD (verjetnost neplačila), LGD (izguba ob neplačilu) in EAD (izpostavljenost ob dogodku naplačila), začeni s kazalniki, ki se uporabljajo za regulatorne in poslovodne namene, da se zagotovi skladnost z računovodskimi predpisi.

Banka redno spremlja razvoj portfelja in stopnjo pokritosti oslabeitev, o čemer redno poroča vodstvu in upravi. Prav tako Banka izvaja nadzor na ravni stranke za tiste stranke, ki zamujajo s plačili. Banka je uvedla tri statute problematičnih strank glede na tveganost, ki določajo, katera enota je odgovorna za posamezno stranko:

- Status »Kredit na opazovanju« pomeni, da stranka še poravnava svoje obveznosti v roku, vendar je zaradi različnih opozorilnih signalov to lahko ogroženo. V takšnih primerih mora enota Presoja in prevzemanje kreditnih tveganj zahtevati vzpostavitev posebnih načrtov aktivnosti, ki jih morajo izvajati poslovne divizije.
- Status »Prestrukturiranje«: V takšnih primerih Banka poskuša prestrukturirati izpostavljenost do stranke z namenom, da bi se stranka vrnila v status normalnega izpolnjevanja obveznosti, s čimer bi se minimizirale tudi potencialne izgube za Banko. To aktivnosti vodi enota Posebni primeri v sodelovanju s poslovnimi divizijam.
- Status »Pravna izterjava«: To pomeni, da je bila pogodba s stranko odpovedana, enota Posebni primeri pa je odgovorna za izvedbo izterjave preko različnih oblik izvensodne ali sodne poravnave.

Kupljena ali izdana finančna sredstva s poslabšano kreditno kakovostjo (“POCI”)

POCI so kreditne izpostavljenosti, ki so oslabiljene že po začetni pripoznavi. Posledično se vsak nakup kreditnih sredstev nedonosnih dolžnikov ali pomemben nov posel z dolžniki, ki že imajo status nedonosnega dolžnika, ob upoštevanju popolne uskladitve med oslabiljenim in nedonosnim statusom, obravnava kot sredstva POCI (kljub temu, da je na splošno razvrstitev POCI rezultat prestrukturiranja oslabiljenih izpostavljenosti, ki je privedlo do zagotovitve pomembnega novega financiranja, bodisi v absolutnem ali relativnem smislu, v primerjavi s prvotno izpostavljenostjo).

Zlasti pričakovane kreditne izgube, evidentirane ob začetnem pripoznanju v okviru knjigovodske vrednosti instrumenta, se redno preverjajo na podlagi postopkov, opisanih v prejšnjih odstavkih. Pričakovana kreditna izguba, izračunana za te kreditne izpostavljenosti, se vedno določi ob

Poročilo o upravljanju s tveganji

upoštevanju njihove preostale življenjske dobe, takšne izpostavljenosti pa se običajno razporedijo v skupino 3 ali v skupino 2, če so sredstva zaradi izboljšanja kreditne sposobnosti nasprotne stranke po začetnem pripoznanju učinkovita. Ta sredstva se nikoli ne razvrstijo v skupino 1, ker je treba pričakovano kreditno izgubo vedno izračunati ob upoštevanju časovnega obdobja, ki je enako preostalemu obdobju. Banka na dan 31. 12. 2022 ni imela POCl.

Politike oblikovanj oslabitev in rezervacij

Procesi upravljanja, merjenja in spremljanja kreditnega tveganja so osnova za izračun oslabitve posojil in dolžniških vrednostnih papirjev, ki so razvrščeni kot finančna sredstva po odplačni vrednosti, finančna sredstva po pošteni vrednosti skozi vseobsegajoči donos in ustrezne zunajbilančne izpostavljenosti, v skladu z zahtevami MSRP 9.

V ta namen izračun oslabitve v skladu s pričakovanimi kreditnimi izgubami temelji na dveh glavnih stebrih:

1. Razvrstitev v skupine kreditne izpostavljenosti;
2. S tem povezan izračun pričakovane kreditne izgube.

Rezultat razvrščanja v skupine je podlaga za izračun oslabitve. Za izpostavljenosti v skupini 1 je oslabitev enaka pričakovani izgubi, izračunani skozi časovno obdobje do enega leta. Za izpostavljenosti v skupinah 2 ali 3 je oslabitev enaka pričakovani izgubi, izračunani skozi časovno obdobje, ki je enako celotni življenjski dobi izpostavljenosti.

Ključne prilagoditve kazalnikov, ki se uporabljajo za regulatorne in poslovodne namene, vključujejo prilagoditve, ki so potrebne za izračun pričakovane kreditne izgube »v določenem trenutku« in v prihodnost usmerjena pričakovanja glede kreditne izgube, tako kot tudi prilagoditve, ki so potrebne za vključitev več scenarijev.

Pričakovana kreditna izguba (bodisi 1-letna ali vseživljenjska, odvisno od skupine) upošteva »v prihodnost usmerjene« informacije in makroekonomske napovedi po osnovnem scenariju z neposredno prilagoditvijo kazalnikov kreditnega tveganja, medtem ko je učinek večkratnih scenarijev zajet z uporabo faktorja prekrivanja, ki se nanaša neposredno na pričakovano kreditno izgubo.

Proces, ki je oblikovan tako, da vključuje makroekonomske scenarije, je popolnoma skladen s procesi makroekonomskih napovedi, ki jih Skupina uporablja za dodatne cilje, povezane z upravljanjem s tveganji (kot so denimo postopki, uvedeni za izračun pričakovane kreditne izgube iz makroekonomskih napovedi, ki temeljijo na stresnem testu EBA in procesa ICAAP), uporablja pa tudi neodvisno funkcijo skupine, imenovano UniCredit Research. Izhodiščna točka je torej popolnoma usklajena, medtem ko je uporaba diferencirana, da se zagotovi skladnost z različnimi zahtevami z uporabo notranjih scenarijev.

Evropski bančni organ (EBA) nedonosne izpostavljenosti opredeljuje kot izpostavljenosti, ki izpolnjujejo oba ali enega od naslednjih kriterijev:

- Materialne izpostavljenosti z zamudo nad 90 dni;
- Izpostavljenosti, za katere Banka ocenjuje, da obstaja majhna verjetnost, da bi dolžnik zmožel v celoti odplačati svoje kreditne obveznosti, ne da bi banka za poplačilo uporabila ukrepe, kot je unovčenje zavarovanj, ne glede na zamude pri plačilu in na število dni zamude.

Za izpostavljenosti v skupini 3 Banka uporablja dva pristopa in metodologiji za oblikovanje izgub zaradi oslabitev – posamični in skupinski.

Oslabitev finančnih sredstev, ki predstavljajo posamične izpostavljenosti do pravnih oseb, ki pomembno zamujajo s poravnavo obveznosti, se ocenjujejo posamično, in sicer glede na najboljšo oceno sedanje vrednosti pričakovanega denarnega toka, medtem ko se za stranke iz segmenta poslovanja s prebivalstvom oslabitev finančnih sredstev ocenjuje skupinsko na podlagi izračuna pričakovane izgube. Pri ocenjevanju teh denarnih tokov Banka presoja finančno stanje nasprotne stranke, kot tudi njeno preteklo plačilno (ne)disciplino in način odplačevanja. Mesečna ocena predstavlja osnovo za knjiženje oslabitev. Postopek je zajet v smernicah in podprt z IT rešitvami.

Banka pri oblikovanju specifičnih oslabitev z uporabo posamičnega pristopa (na ravni stranke ali posla) upošteva naslednje kriterije:

- Pri ocenjevanju teh denarnih tokov Banka presoja finančno stanje nasprotne stranke, kot tudi njeno preteklo plačilno (ne)disciplino in način odplačevanja;
- Morebitno odpoved posojilnih pogodb ali pogojev;
- Stečaj ali druge pravne postopke, ki imajo lahko za posledico izgubo za Banko;
- Informacije, ki imajo lahko vpliv na izpad prejetih odplačil za Banko.

Bilancijska knjigovodska vrednost izpostavljenosti Banke po ocenah in stopnjah notranjega kreditnega tveganja - vključujoč vsa sredstva, razen denarja v blagajni

EUR 1.000	31. 12. 2022				31. 12. 2021			
	Skupina 1	Skupina 2	Skupina 3	Skupaj	Skupina 1	Skupina 2	Skupina 3	Skupaj
	12-mesečni ECL	vseživljenjski ECL	vseživljenjski ECL		12-mesečni ECL	vseživljenjski ECL	vseživljenjski ECL	
1	446.046	10	-	446.056	507.077	12.495	-	519.570
2	317.043	900	-	317.943	263.489	43.389	-	306.877
3	302.933	25.485	-	328.417	463.340	53.953	-	517.293
4	350.451	134.082	-	484.532	317.519	141.168	-	458.687
5	381.661	103.458	-	485.119	121.083	105.959	-	227.043
6	106.870	118.402	-	225.272	46.310	51.792	-	98.102
7	17.570	53.520	-	71.090	5.560	18.410	-	23.971
8	4.251	9.885	-	14.136	698	19.315	-	20.013
Slabe naložbe	-	-	38.733	38.733	-	-	59.002	59.002
Neklasificirane stranke	65.135	5.722	-	70.857	55.599	2.336	-	57.935
Skupaj izpostavljenost	1.991.959	451.464	38.733	2.482.156	1.780.675	448.815	59.002	2.288.492
Popravek vrednosti	(5.950)	(14.357)	(22.576)	(42.883)	(4.009)	(8.302)	(44.216)	(56.527)
Neto izpostavljenost	1.986.009	437.107	16.157	2.439.273	1.781.932	445.609	71.142	2.298.684

Opomba: zgornja kreditna izpostavljenost je izražena v bruto vrednostih. Predstavljene so naslednje bilančne postavke v izkazu finančnega položaja: Denarna sredstva pri centralni banki in vloge na odpoklic pri bankah (razen gotovine), Netrgovalna finančna sredstva, obvezno merjena po pošteni vrednosti prek poslovnega izida, Posojila in finančna sredstva po odplačni vrednosti ter Dolžniški vrednostni papirji, merjeni po pošteni vrednosti prek drugega vseobsegajočega donosa.

Zunajbilancijska knjigovodska vrednost izpostavljenosti Banke po ocenah in stopnjah notranjega kreditnega tveganja - vključujoč garancije, kredite, limite in kreditne linije

EUR 1.000	31. 12. 2022				31. 12. 2021			
	Skupina 1	Skupina 2	Skupina 3	Skupaj	Skupina 1	Skupina 2	Skupina 3	Skupaj
	12-mesečni ECL	vseživljenjski ECL	vseživljenjski ECL		12-mesečni ECL	vseživljenjski ECL	vseživljenjski ECL	
1	62.843	402	-	63.245	45.060	1.040	-	46.102
2	113.666	6.093	-	119.760	98.243	141.510	-	239.753
3	374.981	29.390	-	404.371	316.636	52.724	-	369.360
4	190.785	52.183	-	242.968	166.813	48.852	-	215.665
5	128.849	37.372	-	166.221	66.945	50.856	-	117.801
6	18.369	43.609	-	61.977	50.014	26.551	-	76.565
7	4.076	6.516	-	10.592	4.720	6.862	-	11.583
8	439	500	-	939	37	1.519	-	1.554
Slabe naložbe	-	-	2.101	2.101	-	-	9.130	9.130
Neklasificirane stranke	19.886	2.282	-	22.168	18.686	11.617	-	30.304
Skupaj izpostavljenost	913.895	178.347	2.101	1.094.343	767.154	341.532	9.130	1.117.816
Popravek vrednosti	(1.073)	(1.091)	(1.990)	(4.154)	(533)	(657)	(4.912)	(6.102)
Neto izpostavljenost	912.822	177.256	111	1.090.189	766.621	340.875	4.218	1.111.714

Opomba: zgoraj navedena kreditna izpostavljenost je izražena v zunajbilančnih vrednostih. Predstavljene so naslednje zunajbilančne postavke v izkazu finančnega položaja: V tej postavki so navedene naslednje postavke: jamstva, prevzete obveznosti za kredite in prekoračitve stanj na računih.

Poročilo o upravljanju s tveganji

Bilančna knjigovodska vrednost izpostavljenosti Banke po ocenah in stopnjah notranjega kreditnega tveganja - vključujoč posojila bankam, dolžniške vrednostne papirje po odplačni vrednosti, ter dolžniške vrednostne papirje po pošteni vrednosti

EUR 1.000	31. 12. 2022				31. 12. 2021			
	Skupina 1 12-mesečni ECL	Skupina 2 vseživljenjski ECL	Skupina 3 vseživljenjski ECL	Skupaj	Skupina 1 12-mesečni ECL	Skupina 2 vseživljenjski ECL	Skupina 3 vseživljenjski ECL	Skupaj
1	255.738	-	-	255.738	247.690	-	-	247.690
2	1	-	-	1	176	0	-	176
3	64.637	8	-	64.645	53.674	5	-	53.679
4	-	1	-	1	-	-	-	-
5	349	-	-	349	-	-	-	-
6	-	-	-	-	-	-	-	-
7	-	-	-	-	-	-	-	-
8	-	-	-	-	-	-	-	-
Slabe naložbe	-	-	-	-	-	-	-	-
Neklasificirane stranke	52.399	-	-	52.399	48.206	-	-	48.206
Skupaj izpostavljenost	373.123	10	-	373.133	349.745	6	-	349.751
Popravek vrednosti	(13)	(0)	-	(13)	(8)	(0)	-	(8)
Neto izpostavljenost	373.110	10	-	373.120	349.737	6	-	349.743

Zunajbilančna knjigovodska vrednost izpostavljenosti Banke po ocenah in stopnjah notranjega kreditnega tveganja - vključujoč posojila bankam, dolžniške vrednostne papirje po odplačni vrednosti, ter dolžniške vrednostne papirje po pošteni vrednosti

EUR 1.000	31. 12. 2022				31. 12. 2021			
	Skupina 1 12-mesečni ECL	Skupina 2 vseživljenjski ECL	Skupina 3 vseživljenjski ECL	Skupaj	Skupina 1 12-mesečni ECL	Skupina 2 vseživljenjski ECL	Skupina 3 vseživljenjski ECL	Skupaj
1	-	-	-	-	-	-	-	-
2	22.204	1.854	-	24.058	22.683	137.266	-	159.949
3	101.595	1.036	-	102.631	217.027	226	-	217.253
4	8.071	-	-	8.071	1.092	-	-	1.092
5	169	-	-	169	-	44	-	44
6	-	-	-	-	-	-	-	-
7	-	-	-	-	-	-	-	-
8	-	-	-	-	-	-	-	-
Slabe naložbe	-	-	-	-	-	-	-	-
Neklasificirane stranke	-	-	-	-	41	11.412	-	11.453
Skupaj izpostavljenost	132.038	2.891	-	134.929	240.843	148.948	-	389.791
Popravek vrednosti	(19)	(2)	-	(21)	-	(1)	-	(1)
Neto izpostavljenost	132.019	2.889	-	134.907	240.843	148.947	-	389.790

Bilančna knjigovodska vrednost izpostavljenosti Banke po ocenah in stopnjah notranjega kreditnega tveganja - vključujoč posojila ne-bančnim poslovnim strankam, razen Prebivalstvu ter Mikro podjetjem (posojila strankam in druga finančna sredstva po odplačni vrednosti)

EUR 1.000	31. 12. 2022				31. 12. 2021			
	Skupina 1	Skupina 2	Skupina 3	Skupaj	Skupina 1	Skupina 2	Skupina 3	Skupaj
	12-mesečni ECL	vseživljenjski ECL	vseživljenjski ECL		12-mesečni ECL	vseživljenjski ECL	vseživljenjski ECL	
1	190.306	10	-	190.316	241.898	7.992	-	249.890
2	317.030	884	-	317.914	189.231	19.792	-	209.023
3	170.615	1.596	-	172.210	209.380	17.854	-	227.234
4	137.477	73.309	-	210.785	81.015	14.833	-	95.847
5	116.675	24.610	-	141.285	67.998	74.741	-	142.739
6	27.862	94.439	-	122.301	92.588	37.686	-	130.273
7	1.751	38.429	-	40.180	2.660	7.380	-	10.040
8	10	652	-	662	5	1.957	-	1.963
Slabe naložbe	-	-	20.106	20.106	-	-	26.964	26.964
Neklasificirane stranke	5.745	1.556	-	7.301	218	1.448	-	1.665
Skupaj izpostavljenost	967.470	235.485	20.106	1.223.061	884.992	183.682	26.964	1.095.638
Popravek vrednosti	(3.939)	(9.180)	(10.858)	(23.977)	(2.633)	(3.741)	(22.560)	(28.935)
Neto izpostavljenost	963.531	226.305	9.248	1.199.084	882.359	179.941	4.403	1.066.703

Zunajbilančna knjigovodska vrednost izpostavljenosti Banke po ocenah in stopnjah notranjega kreditnega tveganja - vključujoč posojila ne-bančnim poslovnim strankam, razen Prebivalstvu ter Mikro podjetjem (posojila strankam in druga finančna sredstva po odplačni vrednosti)

EUR 1.000	31. 12. 2022				31. 12. 2021			
	Skupina 1	Skupina 2	Skupina 3	Skupaj	Skupina 1	Skupina 2	Skupina 3	Skupaj
	12-mesečni ECL	vseživljenjski ECL	vseživljenjski ECL		12-mesečni ECL	vseživljenjski ECL	vseživljenjski ECL	
1	62.836	396	-	63.232	44.436	601	-	45.038
2	91.374	4.194	-	95.568	73.806	2.747	-	76.553
3	270.905	26.789	-	297.694	96.070	50.773	-	146.843
4	174.526	49.323	-	223.849	155.566	44.948	-	200.514
5	115.922	35.054	-	150.976	61.255	50.120	-	111.375
6	12.624	42.883	-	55.507	46.102	26.016	-	72.118
7	2.905	5.994	-	8.898	4.367	6.275	-	10.643
8	18	368	-	386	29	1.372	-	1.400
Slabe naložbe	-	-	1.919	1.919	-	-	8.930	8.930
Neklasificirane stranke	1.433	2.026	-	3.458	884	164	-	1.049
Skupaj izpostavljenost	732.541	167.027	1.919	901.487	482.515	183.016	8.930	674.461
Popravek vrednosti	(569)	(872)	(1.811)	(3.252)	(341)	(540)	(4.730)	(5.611)
Neto izpostavljenost	731.972	166.155	108	898.235	482.174	182.476	4.200	668.850

Opomba: segmentacija v teh tabelah – posojila ne-bančnim strankam se ne more primerjati s segmentacijo v računovodskem delu (5.4), kjer so Mikro podjetja zajeta v poslovni segment, v primeru dotičnih tabel, pa so zajeta v ločeno kategorijo skupaj s posojili prebivalstvu.

Poročilo o upravljanju s tveganji

Bilančna knjigovodska vrednost izpostavljenosti Banke po ocenah in stopnjah notranjega kreditnega tveganja - vključujoč posojila ne-bančnim strankam - Prebivalstvu ter Mikro podjetjem (posojila strankam in druga finančna sredstva po odplačni vrednosti)

EUR 1.000	31. 12. 2022				31. 12. 2021			
	Skupina 1	Skupina 2	Skupina 3	Skupaj	Skupina 1	Skupina 2	Skupina 3	Skupaj
	12-mesečni ECL	vseživljenjski ECL	vseživljenjski ECL		12-mesečni ECL	vseživljenjski ECL	vseživljenjski ECL	
1	2	0	-	2	17.489	4.503	-	21.991
2	13	15	-	29	74.082	23.596	-	97.678
3	67.681	23.881	-	91.562	119.818	36.094	-	155.911
4	212.974	60.773	-	273.747	255.289	126.335	-	381.624
5	264.636	78.848	-	343.485	53.101	31.218	-	84.320
6	79.008	23.963	-	102.971	15.390	14.106	-	29.496
7	15.819	15.091	-	30.910	2.900	11.031	-	13.931
8	4.241	9.233	-	13.473	693	17.358	-	18.050
Slabe naložbe	-	-	18.627	18.627	-	-	32.038	32.038
Neklasificirane stranke	6.991	4.166	-	11.157	7.175	889	-	8.064
Skupaj izpostavljenost	651.366	215.970	18.627	885.963	545.938	265.129	32.038	843.105
Popravek vrednosti	(1.998)	(5.177)	(11.718)	(18.893)	(1.368)	(4.559)	(21.656)	(27.583)
Neto izpostavljenost	649.368	210.793	6.909	867.069	544.570	260.570	10.382	815.522

Zunajbilančna knjigovodska vrednost izpostavljenosti Banke po ocenah in stopnjah notranjega kreditnega tveganja - vključujoč posojila ne-bančnim strankam - Prebivalstvu ter Mikro podjetjem (posojila strankam in druga finančna sredstva po odplačni vrednosti)

EUR 1.000	31. 12. 2022				31. 12. 2021			
	Skupina 1	Skupina 2	Skupina 3	Skupaj	Skupina 1	Skupina 2	Skupina 3	Skupaj
	12-mesečni ECL	vseživljenjski ECL	vseživljenjski ECL		12-mesečni ECL	vseživljenjski ECL	vseživljenjski ECL	
1	7	6	-	14	624	439	-	1.064
2	88	45	-	133	1.754	1.497	-	3.251
3	2.481	1.564	-	4.046	3.539	1.725	-	5.264
4	8.189	2.860	-	11.049	10.155	3.904	-	14.059
5	12.759	2.317	-	15.076	5.690	692	-	6.382
6	5.745	726	-	6.471	3.912	535	-	4.447
7	1.171	522	-	1.694	353	587	-	940
8	421	132	-	553	8	147	-	154
Slabe naložbe	-	-	183	183	-	-	200	200
Neklasificirane stranke	18.453	256	-	18.709	17.761	41	-	17.802
Skupaj izpostavljenost	49.316	8.429	183	57.928	43.796	9.568	200	53.564
Popravek vrednosti	(486)	(217)	(179)	(881)	(192)	(107)	(182)	(481)
Neto izpostavljenost	48.830	8.212	4	57.047	43.604	9.461	18	53.083

Kreditna sredstva so razvrščena in obravnavana kot nedonosna, če je izpolnjen eden ali več privzetih kriterijev standarda Basel II: majhna verjetnost poplačila obveznosti v celoti, obresti ali glavnice na pomembno izpostavljenost, katere dolžnik že več kot 90 dni zamuja s plačilom, prestrukturiranje, ki povzroči izgubo za posojilodajalca, realizacija izgube posojila ali začetek stečajnega postopka. Te izpostavljenosti Banka razvrsti in izkazuje kot nedonosne.

Rezervacije za izgube pri posojilih so v Banki pokrile 58,3 % (74,9% v 2021) izkazanih nedonosnih posojil (NPL), ki so razvrščena v zamudo nad 90 dni ali izpolnjujejo katere koli druge kriterije za problematično kreditno izpostavljenost. Kritje za NPL sredstva se izračuna kot razmerje med bilančnim stanjem rezervacij za izgube in bilančno izpostavljenostjo. Po stanju na dan 31. decembra 2022 se je vrednost NPL zmanjšala za 20 milijonov EUR oziroma za 34,4 % na 39 milijonov EUR (59 milijonov EUR na dan 31. decembra 2021), predvsem zaradi prodaje portfelja NPL

(posojila v posesti za prodajo). Rezervacije za nedonosna posojila so se zmanjšale za 21,6 milijona EUR oziroma za 48,9 % na 22,6 milijona EUR (44,2 milijona EUR na dan 31. decembra 2021).

Kakovost portfelja

Terjatve Banke, ki niso slabe, glede na število dni zamude - finančna sredstva po odplačni vrednosti (posojila bankam, strankam, ki niso banke, in druga finančna sredstva)

EUR 1.000	31. 12. 2022		31. 12. 2021	
	Izpostavljenost	Popravek vrednosti	Izpostavljenost	Popravek vrednosti
nezapadle terjatve	2.079.970	(20.209)	1.919.576	(12.168)
zapadle do 29 dni	54.639	(27)	12.613	(96)
zapadle od 30 do 59 dni	239	(7)	658	(57)
zapadle od 60 dni do 89 dni	438	(57)	769	(38)
Skupaj	2.135.286	(20.300)	1.933.596	(12.304)

Razvrstitev terjatev Banke, ki niso slabe, po zapadlosti glede na dneve zamud - posojila bankam po odplačni vrednosti

EUR 1.000	31. 12. 2022		31. 12. 2021	
	Izpostavljenost	Popravek vrednosti	Izpostavljenost	Popravek vrednosti
nezapadle terjatve	13.124	(4)	53.855	(2)
zapadle do 29 dni	51.872	(2)	-	-
zapadle od 30 do 59 dni	-	-	-	-
zapadle od 60 dni do 89 dni	-	-	-	-
Skupaj	64.995	(6)	53.855	(2)

Opomba: pri zamudah posojil bank do 29 dni gre za efekt propagacije s strani UniCredit skupine. Vsa posojila so bila že kategorizirana v nezapadle terjatve, nemudoma po datumu poročanja.

Razvrstitev terjatev Banke, ki niso slabe, po zapadlosti glede na dneve zamud - posojila po odplačni vrednosti podjetjem, vključno z vsemi nebančnimi sektorji, razen zasebnikov in malih podjetij (posojila strankam, ki niso banke, in druga finančna sredstva)

EUR 1.000	31. 12. 2022		31. 12. 2021	
	Izpostavljenost	Popravek vrednosti	Izpostavljenost	Popravek vrednosti
nezapadle terjatve	1.200.925	(13.073)	1.056.990	(6.304)
zapadle do 29 dni	1.704	(4)	11654	(69)
zapadle od 30 do 59 dni	1	(0)	30	(2)
zapadle od 60 dni do 89 dni	326	(42)	-	-
Skupaj	1.202.955	(13.119)	1.068.674	(6.375)

Razvrstitev terjatev Banke, ki niso slabe, po zapadlosti glede na dneve zamud - posojila po odplačni vrednosti zasebnikom in malim podjetjem (posojila strankam, ki niso banke, in druga finančna sredstva)

EUR 1.000	31. 12. 2022		31. 12. 2021	
	Izpostavljenost	Popravek vrednosti	Izpostavljenost	Popravek vrednosti
nezapadle terjatve	865.922	(7.132)	808.731	(5.862)
zapadle do 29 dni	1.063	(21)	959	(27)
zapadle od 30 do 59 dni	239	(7)	628	(55)
zapadle od 60 dni do 89 dni	112	(15)	749	(38)
Skupaj	867.336	(7.175)	811.067	(5.927)

Poročilo o upravljanju s tveganji

Znesek kreditnih izpostavljenosti v tabeli je izražen v bruto vrednosti. Prikazane so naslednje bilančne postavke iz izkaza finančnega položaja: stanje na računih pri centralnih bankah in vpogledne vloge pri bankah (denar v blagajni je izključen), posojila in terjatve merjeni po pošteni vrednosti skozi poslovni izid ter posojila, terjatve merjeni po odplačni vrednosti in dolžniški vrednostni papirji merjeni po pošteni vrednosti skozi drugi vseobsegajoči donos.

Za interne namene se oslABLJENA posojila delijo v naslednje skupine:

- Slabe terjatve (skupina Bad po klasifikaciji Banke Italije) – v to skupino sodijo terjatve, ki so slabe, stranke pa insolventne, tudi če insolventnost ni bila prepoznana s strani sodišča. Oslabitev se oblikuje individualno ali portfeljsko.
- Dvomljive terjatve (skupina UTP po klasifikaciji Banke Italije – Unlikely to pay oz. terjatve, za katera je malo verjetno, da bodo poplačana) – v to skupino sodijo terjatve do strank, ki se soočajo z začasnimi težavami, za katere Banka predvideva, da bodo v ustreznem časovnem obdobju razrešene. Dvomljive terjatve se slabijo na posamični ali skupinski podlagi.
- Zapadle terjatve (skupina Past Due po klasifikaciji Banke Italije) – gre za izpostavljenost do strank, ki niso vključene v ostali dve kategoriji in ki zamujajo s svojimi obveznostmi več kot 90 in manj kot 180 dni.

Razvrstitev zapadlih terjatev Banke (posojila strankam, ki niso banke, in druga finančna sredstva)

EUR 1.000 Klasifikacija Banke Italije	Izpostavljenost		Popravek vrednosti	
	31. 12. 2022		31. 12. 2021	
Zapadle terjatve	2.436	(1.582)	5.795	(3.173)
Dvomljive terjatve	28.452	(13.891)	24.126	(14.181)
Slabe terjatve	7.845	(7.103)	29.081	(26.862)
Skupaj	38.733	(22.576)	59.002	(44.216)

Razvrstitev zapadlih terjatev Banke - izpostavljenost do podjetij (posojila strankam, ki niso banke, in druga finančna sredstva)

EUR 1.000 Klasifikacija Banke Italije	Izpostavljenost		Popravek vrednosti	
	31. 12. 2022		31. 12. 2021	
Zapadle terjatve	2	(2)	424	(424)
Dvomljive terjatve	17.919	(8.683)	12.116	(7.746)
Slabe terjatve	2.185	(2.173)	14.424	(14.391)
Skupaj	20.106	(10.858)	26.964	(22.560)

Razvrstitev zapadlih terjatev Banke - izpostavljenost strankam iz segmenta prebivalstva zasebniki in mikro podjetja (posojila strankam, ki niso banke in druga finančna sredstva)

EUR 1.000 Klasifikacija Banke Italije	Izpostavljenost		Popravek vrednosti	
	31. 12. 2022		31. 12. 2021	
Zapadle terjatve	2.434	(1.580)	5.371	(2.749)
Dvomljive terjatve	10.533	(5.208)	12.010	(6.436)
Slabe terjatve	5.660	(4.930)	14.657	(12.471)
Skupaj	18.627	(11.718)	32.038	(21.656)

Makroekonomski dejavniki izgube

V skladu z zahtevami MSRP 9 se pričakovano kreditno izgubo oziroma ECL (Expected Credit Loss) ocenjuje tako, da izraža nepristranski in verjetnostno tehtan znesek (probability-weighted) po vrednotenju vrste različnih rezultatov. Pričakovana kreditna izguba (ECL) mora vključevati informacije o preteklih dogodkih, trenutnih razmerah in napovedih glede prihodnjih ekonomskih okoliščin.

Izbira zahtevanih makroekonomskih kazalnikov in njihova uporaba v modelih je določena kot del funkcije razvoja in upravljanja modelov za modele po MSRP 9. V modelih MSRP 9 so uporabljene naslednje makroekonomske spremenljivke, ki so posledično vključene v določanje pričakovane kreditne izgube (Expected Credit Loss - ECL):

- realni BDP (medletne spremembe v odstotkih);
- indeks rasti cen življenjskih potrebščin – CPI (medletni, medletni in ob koncu obdobja, povprečni);
- nominalna plača (mesečna, nominalna v EUR);
- stopnja brezposelnosti (%);

- obrestne mere (10-letne, %);
- indeks cen stanovanj (medletne spremembe v odstotkih).

Običajno se uporabljajo trije scenariji, ki izražajo reprezentativni vzorec možnih rezultatov (osnovni, negativni in pozitivni scenariji). V trenutnih makroekonomskih razmerah se upoštevata osnovni in negativni scenarij z verjetnostjo 60 % oziroma 40 %, medtem ko se povprečni scenarij uporabi za razporeditev v skupine.

Makroekonomski dejavniki izgube v skladu z makroekonomskimi scenariji

EUR 1.000	2022	2023	2024	2025
Realni BDP, medletne spremembe v %				
Osnovni scenarij	6,0	1,0	3,0	2,8
Negativni scenarij	6,0	-5,4	3,5	3,0
Stopnja inflacije (CPI), medletna, ob koncu obdobja				
Osnovni scenarij	9,4	5,0	3,5	2,0
Negativni scenarij	9,4	6,8	3,3	2,5
Stopnja inflacije (CPI), medletna, povprečna				
Osnovni scenarij	8,7	5,7	4,2	2,8
Negativni scenarij	8,7	9,2	4,5	3,1
Mesečna plača, nominalna v EUR				
Osnovni scenarij	1,931	1,992	2,094	2,182
Negativni scenarij	1,931	1,899	2,122	2,204
Stopnja brezposelnosti v %				
Osnovni scenarij	4,2	4,1	4,0	4,0
Negativni scenarij	4,2	5,5	5,0	4,9
Dolgoročne obrestne mere, 10-letne v %				
Osnovni scenarij	3,20	2,60	2,55	2,55
Negativni scenarij	3,20	2,60	2,55	2,55
Indeks cen stanovanj, medletne spremembe v %				
Osnovni scenarij	16,0	6,0	4,0	4,0
Negativni scenarij	16,0	0,2	4,0	4,0

Različni scenariji

Makroekonomski scenarij MSRP9 je bil posodobljen na dan 31. decembra 2022 v skladu s politikami Skupine, ki predvidevajo posodobitev makroekonomskega scenarija dvakrat letno, in sicer junija in decembra. Osnovni scenarij (t.i. blaga recesija) ponderiran s 60 %, ki odraža najverjetnejša pričakovanja glede makroekonomskih gibanj, je kombiniran z negativnim scenarijem (scenarij "hude recesije"), ki je ponderiran s 40 %, ter odraža poslabšanje makroekonomskih parametrov ter s tem slabšo donosnost poslovanja.

Občutljivost MSRP 9 ECL na spremembo scenarijev je ocenjena s primerjavo ECL, izračunane alternativno s 100-odstotno utežjo neugodnega in osnovnega scenarija. V primerjavi z osnovnim scenarijem bi se v primeru neugodnega scenarija ECL povečal za približno 9 %, kar ustreza približno 6 milijonom EUR.

Poleg tega je bila ocenjena tudi občutljivost ECL na spremembe BDP v različnih scenarijih kot razmerje med:

- razliko med ECL, ocenjeno na podlagi alternativnega in osnovnega scenarija;
- odstopanj v točkah BDP (na triletni kumulativni osnovi) med alternativnim oziroma osnovnim scenarijem.

Predpostavke, ki izhajajo iz tega, so:

- Predvideva se, da je napoved BDP (za obdobje treh let) najpomembnejši gospodarski dejavnik kot kazalnik težavnosti scenarija;
- BDP se upošteva pri izračunu občutljivosti.

Poročilo o upravljanju s tveganji

Rezultati ob upoštevanju trenutnih scenarijev MSRP9 in portfelja kažejo, da se za 1 točko padca BDP (kumulativno v treh letih) ECL predvidoma poveča za 2 %.

Senzitivnost ECL na padec BDP

Kumulativni BDP		Znesek ECL (EUR /mln)		ECL razlika glede na osnovni scenarij	% ECL razlika glede na osnovni scenarij	ECL senzitivnost glede na 3-letni kumulativni BDP	% ECL senzitivnost glede na 3-letni kumulativni BDP
Osnovni	Negativen	Osnovni	Negativen	Negativen	Negativen	Padec BDP za 1 odstotno točko (glede na 3-letni kumulativni BDP)	Padec BDP za 1 odstotno točko (glede na 3-letni kumulativni BDP)
7.0	0.9	67	73	6	9 %	1	2 %

Analiza finančnih instrumentov po skupinah

Spremembe v popravkih vrednosti za izgubo in razlogi zanje se razkrivajo po stopnjah na ravni Banke za naslednje finančne instrumente:

- stanje na računih pri centralni banki in vpogledni depoziti pri bankah (denar v blagajni je izključen);
- dolžniški vrednostni papirji po odplačni vrednosti;
- dolžniški vrednostni papirji, merjeni po pošteni vrednosti skozi drugi vseobsegajoči donos;
- krediti bankam po odplačni vrednosti;
- krediti strankam po odplačni vrednosti;
- finančna sredstva po odplačni vrednosti, prikazana med sredstvi v posesti za prodajo.

Spodnje tabele prikazujejo podrobno analizo zgoraj opisanih finančnih instrumentov, z uporabo stopenj. Bruto knjigovodske vrednosti so prikazane v bruto znesku ECL.

Stanje na računih pri centralni banki in vpogledni depoziti pri bankah

Naslednje tabele analizirajo popravke vrednosti za izgubo Banke in knjigovodsko vrednost stanja na računih pri centralnih in komercialnih bankah v skladu z MSRP 9.

Popravki vrednosti za izgubo Banke – Denar v blagajni, stanje na računih pri centralnih bankah in vpogledne vloge pri bankah

EUR 1.000	Skupina 1 12-mesečni ECL	Skupina 2 vseživljenjski ECL	Skupina 3 vseživljenjski ECL	Skupaj
Popravki vrednosti za izgubo na dan 31.12.2022	(2)	(0)	-	(2)
Spremembe popravkov vrednosti za izgubo	-	-	-	-
Prehod na skupino 1	-	-	-	-
Prehod na skupino 2	0	(0)	-	-
Prehod na skupino 3	-	-	-	-
Povečanje zaradi spremembe kreditnega tveganja	(1)	(0)	-	(1)
Zmanjšanje zaradi spremembe kreditnega tveganja	1	0	-	1
Spremembe zaradi sprememb, ki niso povzročile odprave pripoznanja	-	-	-	-
Odpisi	-	-	-	-
Novonastala finančna sredstva	(1)	(0)	-	(1)
Finančna sredstva z odpravljenim pripoznanjem	0	0	-	0
Spremembe modelov/kazalnikov tveganja	0	0	-	0
Devizni in drugi premiki	(0)	(0)	-	(0)
Popravki vrednosti za izgubo na dan 31.12.2022	(2)	(1)	-	(3)

EUR 1.000	Skupina 1 12-mesečni ECL	Skupina 2 vseživljenjski ECL	Skupina 3 vseživljenjski ECL	Skupaj
Popravki vrednosti za izgubo na dan 31.12.2021	(3)	(0)	-	(4)
Spremembe popravkov vrednosti za izgubo	-	-	-	-
Prehod na skupino 1	-	-	-	-
Prehod na skupino 2	0	(0)	-	-
Prehod na skupino 3	-	-	-	-
Povečanje zaradi spremembe kreditnega tveganja	(2)	(0)	-	(2)
Zmanjšanje zaradi spremembe kreditnega tveganja	0	0	-	0
Spremembe zaradi sprememb, ki niso povzročile odprave pripoznanja	-	-	-	-
Odpisi	-	-	-	-
Novonastala finančna sredstva	(0)	(0)	-	(0)
Finančna sredstva z odpravljenim pripoznanjem	1	0	-	1
Spremembe modelov/kazalnikov tveganja	3	(0)	-	3
Devizni in drugi premiki	(0)	(0)	-	(0)
Popravki vrednosti za izgubo na dan 31.12.2021	(2)	(0)	-	(2)

Bruto knjigovodska vrednost Banke - Denar v blagajni, stanje na računih pri centralnih bankah in vpogledne vloge pri bankah

EUR 1.000	Skupina 1 12-mesečni ECL	Skupina 2 vseživljenjski ECL	Skupina 3 vseživljenjski ECL	Skupaj
Bruto knjigovodska vrednost na dan 31.12.2021	731.589	12.054	-	743.643
Spremembe bruto knjigovodske vrednosti	-	-	-	-
Prehod na skupino 1	-	-	-	-
Prehod na skupino 2	(592)	592	-	-
Prehod na skupino 3	-	-	-	-
Spremembe zaradi sprememb, ki niso povzročile odprave pripoznanja	-	-	-	-
Odpisi	-	-	-	-
Novonastala finančna sredstva	574.621	3.536	-	578.157
Finančna sredstva z odpravljenim pripoznanjem	-	-	-	-
Druge spremembe	(579.863)	(4.458)	-	(584.321)
Bruto knjigovodska vrednost na dan 31.12.2022	725.755	11.723	-	737.478

EUR 1.000	Skupina 1 12-mesečni ECL	Skupina 2 vseživljenjski ECL	Skupina 3 vseživljenjski ECL	Skupaj
Bruto knjigovodska vrednost na dan 31.12.2020	761.099	17.145	-	778.244
Spremembe bruto knjigovodske vrednosti	-	-	-	-
Prehod na skupino 1	-	-	-	-
Prehod na skupino 2	(3)	3	-	-
Prehod na skupino 3	-	-	-	-
Spremembe zaradi sprememb, ki niso povzročile odprave pripoznanja	-	-	-	-
Odpisi	-	-	-	-
Novonastala finančna sredstva	67.351	249	-	67.600
Finančna sredstva z odpravljenim pripoznanjem	(55.210)	(5.348)	-	(60.558)
Druge spremembe	(41.648)	4	-	(41.643)
Bruto knjigovodska vrednost na dan 31.12.2021	731.589	12.054	-	743.643

Postavka »Druge spremembe« v zgornjih tabelah vsebuje spremembe bruto izpostavljenosti za postavke, ki niso bile niti odpravljene niti niso doživele sprememb v stopnji v opazovanem obdobju. Vključujejo spremembe, ki so nastale, kot posledica poplačil obveznosti in sprememb v izpostavljenostih.

Poročilo o upravljanju s tveganji

Bruto knjigovodska vrednost Banke po stopnjah in skupinah ocen notranjega kreditnega tveganja – Denar v blagajni, stanje na računih pri centralnih bankah in vpogledne vloge pri bankah

EUR 1.000	31. 12. 2022				31. 12. 2021			
	Skupina 1 12-mesečni ECL	Skupina 2 vseživljenjski ECL	Skupina 3 vseživljenjski ECL	Skupaj	Skupina 1 12-mesečni ECL	Skupina 2 vseživljenjski ECL	Skupina 3 vseživljenjski ECL	Skupaj
1	110.795	7.202	-	117.997	697.538	697.538	697.538	117.997
2	-	1.725	-	1.725	-	-	-	1.725
3	42.775	2.790	-	45.565	33.808	33.808	33.808	45.565
4	24	-	-	24	146	146	146	24
5	97	-	-	97	97	97	97	97
6	-	-	-	-	-	-	-	-
7	-	-	-	-	-	-	-	-
8	-	7	-	7	-	-	-	-
Slabe naložbe	-	-	-	-	-	-	-	-
Neklasificirane stranke	572.064	-	-	572.064	-	-	-	-
Bruto knjigovodska vrednost	725.755	11.723	-	737.478	731.589	12.054	-	743.643
Popravek vrednosti	(2)	(1)	-	(3)	(2)	(0)	-	(2)
Neto knjigovodska vrednost	725.753	11.723	-	737.476	731.588	12.053	-	743.641

Dolžniški vrednostni papirji, merjeni po FVTOCI

Naslednje tabele analizirajo popravke vrednosti za izgubo in knjigovodsko vrednost dolžniških vrednostnih papirjev Banke, merjenih po pošteni vrednosti preko drugega vseobsegajočega donosa (FVTOCI), v skladu z MSRP 9.

Popravki vrednosti za izgubo Banke - dolžniški vrednostni papirji, merjeni po FVTOCI

EUR 1.000	Skupina 1 12-mesečni ECL	Skupina 2 vseživljenjski ECL	Skupina 3 vseživljenjski ECL	Skupaj
Popravki vrednosti za izgubo na dan 31.12.2021	(5)	-	-	(5)
Spremembe popravkov vrednosti za izgubo	-	-	-	-
Prehod na skupino 1	-	-	-	-
Prehod na skupino 2	-	-	-	-
Prehod na skupino 3	-	-	-	-
Povečanje zaradi spremembe kreditnega tveganja	(1)	-	-	(1)
Zmanjšanje zaradi spremembe kreditnega tveganja	1	-	-	1
Spremembe zaradi sprememb, ki niso povzročile odprave priznanja	-	-	-	-
Odpisi	-	-	-	-
Novonastala finančna sredstva	(1)	-	-	(1)
Finančna sredstva z odpravljenim priznanjem	0	-	-	0
Spremembe modelov/kazalnikov tveganja	(1)	-	-	(1)
Devizni in drugi premiki	-	-	-	-
Popravki vrednosti za izgubo na dan 31.12.2022	(6)	-	-	(6)

EUR 1.000	Skupina 1 12-mesečni ECL	Skupina 2 vseživljenjski ECL	Skupina 3 vseživljenjski ECL	Skupaj
Popravki vrednosti za izgubo na dan 31.12.2020	(34)	-	-	(34)
Spremembe popravkov vrednosti za izgubo	-	-	-	-
Prehod na skupino 1	-	-	-	-
Prehod na skupino 2	-	-	-	-
Prehod na skupino 3	-	-	-	-
Povečanje zaradi spremembe kreditnega tveganja	(11)	-	-	(11)
Zmanjšanje zaradi spremembe kreditnega tveganja	0	-	-	0
Spremembe zaradi sprememb, ki niso povzročile odprave pripoznanja	-	-	-	-
Odpisi	-	-	-	-
Novonastala finančna sredstva	(1)	-	-	(1)
Finančna sredstva z odpravljenim pripoznanjem	20	-	-	20
Spremembe modelov/kazalnikov tveganja	21	-	-	21
Devizni in drugi premiki	-	-	-	-
Popravki vrednosti za izgubo na dan 31.12.2021	(5)	-	-	(5)

Bruto knjigovodska vrednost Banke – dolžniški vrednostni papirji, merjeni po FVTOCI

EUR 1.000	Skupina 1 12-mesečni ECL	Skupina 2 vseživljenjski ECL	Skupina 3 vseživljenjski ECL	Skupaj
Bruto knjigovodska vrednost na dan 31.12.2021	262.542	-	-	262.542
Spremembe bruto knjigovodske vrednosti	-	-	-	-
Prehod na skupino 1	-	-	-	-
Prehod na skupino 2	-	-	-	-
Prehod na skupino 3	-	-	-	-
Spremembe zaradi sprememb, ki niso povzročile odprave pripoznanja	-	-	-	-
Odpisi	-	-	-	-
Novonastala finančna sredstva	38.173	-	-	38.173
Finančna sredstva z odpravljenim pripoznanjem	(43.998)	-	-	(43.998)
Druge spremembe	18.031	-	-	18.031
Bruto knjigovodska vrednost na dan 31.12.2022	274.748	-	-	274.748

EUR 1.000	Skupina 1 12-mesečni ECL	Skupina 2 vseživljenjski ECL	Skupina 3 vseživljenjski ECL	Skupaj
Bruto knjigovodska vrednost na dan 31.12.2020	301.737	-	-	301.737
Spremembe bruto knjigovodske vrednosti	-	-	-	-
Prehod na skupino 1	-	-	-	-
Prehod na skupino 2	-	-	-	-
Prehod na skupino 3	-	-	-	-
Spremembe zaradi sprememb, ki niso povzročile odprave pripoznanja	-	-	-	-
Odpisi	-	-	-	-
Novonastala finančna sredstva	27.351	-	-	27.351
Finančna sredstva z odpravljenim pripoznanjem	(87.518)	-	-	(87.518)
Druge spremembe	20.972	-	-	20.972
Bruto knjigovodska vrednost na dan 31.12.2021	262.542	-	-	262.542

Postavka »Druge spremembe« v zgornjih tabelah vsebujejo spremembe bruto izpostavljenosti za postavke, ki niso bile niti odpravljene niti niso doživele sprememb v stopnji v obdobju opazovanja. Vključujejo spremembe, ki so nastale, kot posledica poplačil obveznosti in sprememb v izpostavljenostih.

Poročilo o upravljanju s tveganji

Bruto knjigovodska vrednost Banke po stopnjah in skupinah interne ocene kreditnega tveganja – dolžniški vrednostni papirji, merjeni po pošteni vrednosti preko drugega vseobsegajočega donosa (FVTOCI)

EUR 1.000	31. 12. 2022				31. 12. 2021			
	Skupina 1	Skupina 2	Skupina 3	Skupaj	Skupina 1	Skupina 2	Skupina 3	Skupaj
	12-mesečni ECL	vseživljenjski ECL	vseživljenjski ECL		12-mesečni ECL	vseživljenjski ECL	vseživljenjski ECL	
1	247.770	-	-	247.770	214.336	-	-	214.336
2	-	-	-	-	-	-	-	-
3	-	-	-	-	-	-	-	-
4	-	-	-	-	-	-	-	-
5	-	-	-	-	-	-	-	-
6	-	-	-	-	-	-	-	-
7	-	-	-	-	-	-	-	-
8	-	-	-	-	-	-	-	-
Slabe naložbe	-	-	-	-	-	-	-	-
Neklasificirane stranke	26.979	-	-	26.979	48.206	-	-	48.206
Bruto knjigovodska vrednost	274.748	-	-	274.748	262.542	-	-	262.542
Popravek vrednosti	(7)	-	-	(7)	(5)	-	-	(5)
Neto knjigovodska vrednost	274.742	-	-	274.742	262.537	-	-	262.537

Terjatve Banke, ki niso slabe, po zapadlosti glede na dneve zamud – dolžniški vrednostni papirji, merjeni po pošteni vrednosti skozi drugi vseobsegajoči donos (FVTOCI)

EUR 1.000	31. 12. 2022		31. 12. 2021	
	Izpostavljenost	Popravki vrednosti	Izpostavljenost	Popravki vrednosti
nezapadle terjatve	274.748	(7)	262.542	(5)
zapadle do 29 dni	-	-	-	-
zapadle od 30 do 59 dni	-	-	-	-
zapadle od 60 dni do 89 dni	-	-	-	-
Skupaj	274.748	(7)	262.542	(5)

Dolžniki vrednostni papirji, merjeni po odplačni vrednosti

Naslednje tabele analizirajo popravke vrednosti za izgubo Banke in knjigovodsko vrednost dolžniških vrednostnih papirjev, merjenih po odplačni vrednosti v skladu z MSRP 9.

Popravki vrednosti za izgubo Banke – Dolžniki vrednostni papirji po odplačni vrednosti

EUR 1.000	Skupina 1 12-mesečni ECL	Skupina 2 vseživljenjski ECL	Skupina 3 vseživljenjski ECL	Skupaj
Popravki vrednosti za izgubo na dan 31.12.2021	(0)	-	-	(0)
Spremembe popravkov vrednosti za izgubo	-	-	-	-
Prehod na skupino 1	-	-	-	-
Prehod na skupino 2	-	-	-	-
Prehod na skupino 3	-	-	-	-
Povečanje zaradi spremembe kreditnega tveganja	-	-	-	-
Zmanjšanje zaradi spremembe kreditnega tveganja	0	-	-	0
Spremembe zaradi sprememb, ki niso povzročile odprave pripoznanja	-	-	-	-
Odpisi	-	-	-	-
Novonastala finančna sredstva	-	-	-	-
Finančna sredstva z odpravljenim pripoznanjem	-	-	-	-
Spremembe modelov/kazalnikov tveganja	(0)	-	-	(0)
Devizni in drugi premiki	-	-	-	-
Popravki vrednosti za izgubo na dan 31.12.2022	(0)	-	-	(0)

EUR 1.000	Skupina 1 12-mesečni ECL	Skupina 2 vseživljenjski ECL	Skupina 3 vseživljenjski ECL	Skupaj
Popravki vrednosti za izgubo na dan 31.12.2020	(1)	-	-	(1)
Spremembe popravkov vrednosti za izgubo	-	-	-	-
Prehod na skupino 1	-	-	-	-
Prehod na skupino 2	-	-	-	-
Prehod na skupino 3	-	-	-	-
Povečanje zaradi spremembe kreditnega tveganja	(1)	-	-	(1)
Zmanjšanje zaradi spremembe kreditnega tveganja	-	-	-	-
Spremembe zaradi sprememb, ki niso povzročile odprave pripoznanja	-	-	-	-
Odpisi	-	-	-	-
Novonastala finančna sredstva	-	-	-	-
Finančna sredstva z odpravljenim pripoznanjem	-	-	-	-
Spremembe modelov/kazalnikov tveganja	1	-	-	1
Devizni in drugi premiki	-	-	-	-
Popravki vrednosti za izgubo na dan 31.12.2021	(0)	-	-	(0)

Poročilo o upravljanju s tveganji

Bruto knjigovodska vrednost Banke – Dolžniški vrednostni papirji merjeni po odplačni vrednosti

EUR 1.000	Skupina 1 12-mesečni ECL	Skupina 2 vseživljenjski ECL	Skupina 3 vseživljenjski ECL	Skupaj
Bruto knjigovodska vrednost na dan 31.12.2021	33.354	-	-	33.354
Spremembe bruto knjigovodske vrednosti	-	-	-	-
Prehod na skupino 1	-	-	-	-
Prehod na skupino 2	-	-	-	-
Prehod na skupino 3	-	-	-	-
Spremembe zaradi sprememb, ki niso povzročile odprave pripoznanja	-	-	-	-
Odpisi	-	-	-	-
Novonastala finančna sredstva	-	-	-	-
Finančna sredstva z odpravljenim pripoznanjem	-	-	-	-
Druge spremembe	35	-	-	35
Bruto knjigovodska vrednost na dan 31.12.2022	33.389	-	-	33.389

EUR 1.000	Skupina 1 12-mesečni ECL	Skupina 2 vseživljenjski ECL	Skupina 3 vseživljenjski ECL	Skupaj
Bruto knjigovodska vrednost na dan 31.12.2020	33.318	-	-	33.318
Spremembe bruto knjigovodske vrednosti	-	-	-	-
Prehod na skupino 1	-	-	-	-
Prehod na skupino 2	-	-	-	-
Prehod na skupino 3	-	-	-	-
Spremembe zaradi sprememb, ki niso povzročile odprave pripoznanja	-	-	-	-
Odpisi	-	-	-	-
Novonastala finančna sredstva	-	-	-	-
Finančna sredstva z odpravljenim pripoznanjem	-	-	-	-
Druge spremembe	36	-	-	36
Bruto knjigovodska vrednost na dan 31.12.2021	33.354	-	-	33.354

Postavka »Druge spremembe« v zgornjih tabelah vsebujejo spremembe bruto izpostavljenosti za postavke, ki niso bile niti odpravljene niti niso doživele sprememb v stopnji v obdobju opazovanja. Vključujejo spremembe, ki so nastale, kot posledica poplačil obveznosti in sprememb v izpostavljenostih.

Bruto knjigovodska vrednost Banke po stopnjah in skupinah interne ocene kreditnega tveganja – Dolžniki vrednostni papirji po odplačni vrednosti.

EUR 1.000	31. 12. 2022				31. 12. 2021			
	Skupina 1	Skupina 2	Skupina 3	Skupaj	Skupina 1	Skupina 2	Skupina 3	Skupaj
	12-mesečni ECL	vseživljenjski ECL	vseživljenjski ECL		12-mesečni ECL	vseživljenjski ECL	vseživljenjski ECL	
1	33.389	-	-	33.389	33.354	-	-	33.354
2	-	-	-	-	-	-	-	-
3	-	-	-	-	-	-	-	-
4	-	-	-	-	-	-	-	-
5	-	-	-	-	-	-	-	-
6	-	-	-	-	-	-	-	-
7	-	-	-	-	-	-	-	-
8	-	-	-	-	-	-	-	-
Slabe naložbe	-	-	-	-	-	-	-	-
Neklasificirane stranke	-	-	-	-	-	-	-	-
Bruto knjigovodska vrednost	33.389	-	-	33.389	33.354	-	-	33.354
Popravek vrednosti	(0)	-	-	(0)	(0)	-	-	(0)
Neto knjigovodska vrednost	33.389	-	-	33.389	33.354	-	-	33.354

Terjatve Banke, ki niso slabe, po zapadlosti glede na dneve zamud – Dolžniški vrednostni papirji merjeni po odplačni vrednosti

EUR 1.000	31. 12. 2022		31. 12. 2021	
	Izpostavljenost	Popravki vrednosti	Izpostavljenost	Popravki vrednosti
nezapadle terjatve	33.389	(0)	33.354	(0)
zapadle do 29 dni	-	-	-	-
zapadle od 30 do 59 dni	-	-	-	-
zapadle od 60 dni do 89 dni	-	-	-	-
Skupaj	33.389	(0)	33.354	(0)

Poročilo o upravljanju s tveganji

Posojila bankam, merjena po odplačni vrednosti

Naslednje tabele analizirajo popravke vrednosti za izgubo in knjigovodsko vrednost posojil bankam, merjenih po odplačni vrednosti, v skladu z MSRP 9

Bruto knjigovodska vrednost Banke – Posojila bankam, merjena po odplačani vrednosti

EUR 1.000	Skupina 1 12-mesečni ECL	Skupina 2 vseživljenjski ECL	Skupina 3 vseživljenjski ECL	Skupaj
Bruto knjigovodska vrednost na 31.12.2021	53.849	6	-	53.855
Spremembe bruto knjigovodske vrednosti	-	-	-	-
Prehod na skupino 1	-	-	-	-
Prehod na skupino 2	-	-	-	-
Prehod na skupino 3	-	-	-	-
Spremembe zaradi sprememb, ki niso povzročile odprave pripoznanja	-	-	-	-
Odpisi	-	-	-	-
Novonastala finančna sredstva	64.267	-	-	64.267
Finančna sredstva z odpravljenim pripoznanjem	(52.959)	-	-	(52.959)
Druge spremembe	(170)	-	-	(167)
Bruto knjigovodska vrednost na dan 31.12.2022	64.986	3	-	64.995

EUR 1.000	Skupina 1 12-mesečni ECL	Skupina 2 vseživljenjski ECL	Skupina 3 vseživljenjski ECL	Skupaj
Bruto knjigovodska vrednost na da 31.12.2020	59.463	2	-	59.465
Spremembe bruto knjigovodske vrednosti	-	-	-	-
Prehod na skupino 1	-	-	-	-
Prehod na skupino 2	-	-	-	-
Prehod na skupino 3	-	-	-	-
Spremembe zaradi sprememb, ki niso povzročile odprave pripoznanja	-	-	-	-
Odpisi	-	-	-	-
Novonastala finančna sredstva	44.374	-	-	44.375
Finančna sredstva z odpravljenim pripoznanjem	(40.231)	-	-	(40.231)
Druge spremembe	(9.757)	3	-	(9.754)
Bruto knjigovodska vrednost na dan 31.12.2021	53.849	6	-	53.855

Bruto knjigovodska vrednost Banke po stopnjah in skupinah interne ocene kreditnega tveganja – Posojila (in predplačila) bankam, merjena po odplačni vrednosti

EUR 1.000	31. 12. 2022				31. 12. 2021			
	Skupina 1 12-mesečni ECL	Skupina 2 vseživljenjski ECL	Skupina 3 vseživljenjski ECL	Skupaj	Skupina 1 12-mesečni ECL	Skupina 2 vseživljenjski ECL	Skupina 3 vseživljenjski ECL	Skupaj
1	0	-	-	0	-	-	-	-
2	1	1	-	1	176	0	-	176
3	64.637	8	-	64.645	53.674	5	-	53.679
4	-	-	-	-	-	-	-	-
5	349	-	-	349	-	-	-	-
6	-	-	-	-	-	-	-	-
7	-	-	-	-	-	-	-	-
8	-	-	-	-	-	-	-	-
Slabe naložbe	-	-	-	-	-	-	-	-
Neklasificirane stranke	0	-	-	0	0	-	-	0
Bruto knjigovodska vrednost	64.986	9	-	64.995	53.849	6	-	53.855
Popravek vrednosti	(6)	(0)	-	(6)	(2)	(0)	-	(2)
Neto knjigovodska vrednost	64.980	9	-	64.989	53.847	6	-	53.853

Terjatve Banke, ki niso slabe, po zapadlosti glede na dneve zamud – Posojila (in predplačila) bankam, merjena po odplačni vrednosti

EUR 1.000	31. 12. 2022		31. 12. 2021	
	Izpostavljenost	Popravki vrednosti	Izpostavljenost	Popravki vrednosti
nezapadle terjatve	13.124	(4)	53.855	(2)
zapadle do 29 dni	51.872	(2)	0	-
zapadle od 30 do 59 dni	-	-	-	-
zapadle od 60 dni do 89 dni	-	-	-	-
Skupaj	64.995	(6)	53.855	(2)

Poročilo o upravljanju s tveganji

Kreditni strankam po odplačni vrednosti

Naslednje tabele analizirajo popravke vrednosti za izgubo Banke in knjigovodsko vrednost posojil (in predplačil) strankam, merjenih po odplačni vrednosti v skladu z MSRP 9, druga finančna sredstva, merjena po odplačni vrednosti so izključena.

Popravki vrednosti za izgubo Banke – kreditni strankam po odplačni vrednosti

EUR 1.000	Skupina 1 12-mesečni ECL	Skupina 2 vseživljenjski ECL	Skupina 3 vseživljenjski ECL	Skupaj
Popravki vrednosti za izgubo na dan 31.12.2021	(4.001)	(8.299)	(43.980)	(56.280)
Spremembe popravkov vrednosti za izgubo	-	-	-	-
Prehod na skupino 1	(3.047)	3.029	18	0
Prehod na skupino 2	375	(1.407)	1.032	(0)
Prehod na skupino 3	58	146	(204)	-
Povečanje zaradi spremembe kreditnega tveganja	(821)	(781)	(6.670)	(8.271)
Zmanjšanje zaradi spremembe kreditnega tveganja	2.829	1.601	2.374	6.804
Spremembe zaradi sprememb, ki niso povzročile odprave pripoznanja	-	(0)	(9)	(9)
Odpisi	-	-	-	-
Novonastala finančna sredstva	(2.576)	(4.967)	(1.331)	(8.874)
Finančna sredstva z odpravljenim pripoznanjem	1.468	778	25.746	27.993
Spremembe modelov/kazalnikov tveganja	(221)	(3.791)	685	(3.327)
Devizni in drugi premiki	(0)	(55)	(204)	(259)
Popravki vrednosti za izgubo na dan 31.12.2022	(5.937)	(13.745)	(22.541)	(42.223)

EUR 1.000	Skupina 1 12-mesečni ECL	Skupina 2 vseživljenjski ECL	Skupina 3 vseživljenjski ECL	Skupaj
Popravki vrednosti za izgubo na dan 31.12.2020	(2.919)	(6.863)	(45.887)	(55.669)
Spremembe popravkov vrednosti za izgubo	-	-	-	-
Prehod na skupino 1	(711)	711	-	-
Prehod na skupino 2	639	(950)	311	-
Prehod na skupino 3	67	315	(382)	-
Povečanje zaradi spremembe kreditnega tveganja	(1.122)	(1.867)	(2.659)	(5.648)
Zmanjšanje zaradi spremembe kreditnega tveganja	1.475	3.457	7.908	12.840
Spremembe zaradi sprememb, ki niso povzročile odprave pripoznanja	-	(2)	8	7
Odpisi	-	-	1	1
Novonastala finančna sredstva	(1.371)	(1.652)	(1.561)	(4.584)
Finančna sredstva z odpravljenim pripoznanjem	648	1.729	8.789	11.165
Spremembe modelov/kazalnikov tveganja	(706)	(3.135)	(10.319)	(14.161)
Devizni in drugi premiki	-	(41)	(189)	(230)
Popravki vrednosti za izgubo na dan 31.12.2021	(4.001)	(8.299)	(43.980)	(56.280)

Opomba: zgornji tabeli predstavljata gibanje popravkov vrednosti za izgubo brez vključenih naslednjih kategorij: popravki vrednosti iz naslova sredstev v posesti za prodajo, odpisanih posojil z oblikovanimi popravki vrednosti za izgubo v prejšnjih letih, dobiček iz individualnih prodaj posojil ter zniževanje diskontne stopnje (unwinding?).

Bruto knjigovodska vrednost Banke – krediti (in predplačila) strankam po odplačni vrednosti

EUR 1.000	Skupina 1 12-mesečni ECL	Skupina 2 vseživljenjski ECL	Skupina 3 vseživljenjski ECL	Skupaj
Bruto knjigovodska vrednost na 31.12.2021	1.430.930	446.055	58.748	1.935.733
Spremembe bruto knjigovodske vrednosti	-	-	-	-
Prehod na skupino 1	142.068	(142.050)	(18)	0
Prehod na skupino 2	(53.387)	55.608	(2.221)	(0)
Prehod na skupino 3	(9.891)	(2.369)	12.260	-
Spremembe zaradi sprememb, ki niso povzročile odprave pripoznanja	-	0	9	9
Odpisi	-	-	-	-
Novonastala finančna sredstva	520.707	148.236	2.210	671.154
Finančna sredstva z odpravljenim pripoznanjem	(280.830)	(59.915)	(27.902)	(368.648)
Druge spremembe	(130.763)	(18.447)	(4.435)	(153.645)
Bruto knjigovodska vrednost na dan 31.12.2022	1.618.835	427.119	38.649	2.084.604

EUR 1.000	Skupina 1 12-mesečni ECL	Skupina 2 vseživljenjski ECL	Skupina 3 vseživljenjski ECL	Skupaj
Bruto knjigovodska vrednost na da 31.12.2020	1.365.887	408.377	63.784	1.838.048
Spremembe bruto knjigovodske vrednosti	-	-	-	-
Prehod na skupino 1	46.616	(46.616)	(0)	0
Prehod na skupino 2	(98.705)	99.288	(584)	(0)
Prehod na skupino 3	(2.756)	(8.842)	11.598	-
Spremembe zaradi sprememb, ki niso povzročile odprave pripoznanja	-	2	(8)	(7)
Odpisi	(0)	(0)	(1)	(1)
Novonastala finančna sredstva	471.602	84.688	1.588	557.878
Finančna sredstva z odpravljenim pripoznanjem	(197.168)	(67.855)	(15.132)	(280.155)
Druge spremembe	(154.547)	(22.987)	(2.497)	(180.031)
Bruto knjigovodska vrednost na dan 31.12.2021	1.430.930	446.055	58.748	1.935.733

Postavka »Druge spremembe« v zgornjih tabelah vsebujejo spremembe bruto izpostavljenosti za postavke, ki niso bile niti odpravljene niti niso doživele sprememb v stopnji v obdobju opazovanja. Vključujejo spremembe, ki so nastale, kot posledica prodaje sredstev, poplačil obveznosti in sprememb v izpostavljenostih.

Poročilo o upravljanju s tveganji

Bruto knjigovodska vrednost Banke po stopnjah in skupinah interne ocene kreditnega tveganja – krediti (in predplačila) strankam po odplačni vrednosti

EUR 1.000	31. 12. 2022				31. 12. 2021			
	Skupina 1	Skupina 2	Skupina 3	Skupaj	Skupina 1	Skupina 2	Skupina 3	Skupaj
	12-mesečni ECL	vseživljenjski ECL	vseživljenjski ECL		12-mesečni ECL	vseživljenjski ECL	vseživljenjski ECL	
1	190.308	8	-	190.308	259.387	12.471	-	271.858
2	317.043	874	-	317.917	263.313	43.186	-	306.499
3	238.296	25.112	-	263.408	329.197	53.635	-	382.832
4	350.451	134.065	-	484.516	336.304	141.128	-	477.432
5	381.311	103.451	-	484.762	121.100	105.952	-	227.052
6	106.870	118.398	-	225.268	107.978	51.775	-	159.753
7	17.570	33.249	-	50.819	5.560	18.312	-	23.873
8	4.251	9.884	-	14.135	698	19.312	-	20.010
Slabe naložbe	-	-	38.649	38.649	-	-	58.748	58.748
Neklasificirane stranke	12.736	2.078	-	14.814	7.393	284	-	7.677
Bruto knjigovodska vrednost	1.618.835	427.119	38.649	2.084.604	1.430.930	446.055	58.748	1.935.733
Popravek vrednosti	(5.937)	(13.745)	(22.541)	(42.223)	(4.001)	(8.299)	(43.980)	(56.280)
Neto knjigovodska vrednost	1.612.899	413.374	16.108	2.042.380	1.426.929	437.756	14.768	1.879.453

Terjatve Banke, ki niso slabe, po zapadlosti glede na dneve zamud – krediti (in predplačila) strankam po odplačni vrednosti

EUR 1.000	31. 12. 2022		31. 12. 2021	
	Izpostavljenost	Popravek vrednosti	Izpostavljenost	Popravek vrednosti
nezapadle terjatve	2.042.524	(19.593)	1.863.493	(11.251)
zapadle do 29 dni	2.754	(25)	11.658	(49)
zapadle od 30 do 59 dni	239	(7)	1.805	(996)
zapadle od 60 dni do 89 dni	438	(57)	29	(4)
Skupaj	2.045.954	(19.682)	1.876.985	(12.300)

Učinek sprememb pogodbenih denarnih tokov Banke na kredite strankam po odplačni vrednosti

EUR 1.000	31. 12. 2022	31. 12. 2021
Finančna sredstva (s popravkom vrednosti za izgubo na podlagi vseživljenjskega ECL), ki so bila v tem obdobju spremenjena		
Bruto knjigovodska vrednost pred spremembo	3.627	10.281
Popravki vrednosti za izgubo pred spremembo	(266)	(808)
Čista amortizirana vrednost pred spremembo	3.361	9.473
Neto dobiček/izguba pri spremembi (+/-)	9	(7)
Neto amortizirana vrednost po spremembi	3.370	9.467

EUR 1.000	31. 12. 2022	31. 12. 2021
Finančna sredstva, spremenjena po začetnem pripoznanju v času, ko je bil popravek vrednosti za izgubo baziran na vseživljenjskem ECL		
Bruto knjigovodska vrednost finančnih sredstev, za katere so se popravki vrednosti za izgubo spremenili v obdobju od vseživljenjskega do 12-mesečnega ECL po spremembi	3.072	62

Tveganja, negotovosti in vplivi pandemije Covid-19

Da bi zmanjšala učinke omejevalnih ukrepov, ki so bili uvedeni za zajezitev pandemije Covid-19, je Banka od prve polovice leta 2020 dalje svojim strankam omogočila koriščenje ukrepov odloga odplačila dolga. Ti ukrepi so bili odobreni po sprejetju posebnih zakonov s strani vlade. Ti ukrepi odloga odplačila dolga so strankam, ki so bile upravičene do tovrstnih spodbud, na splošno omogočali odlog plačila obrokov, s posledičnim podaljšanjem zapadlosti posojila in odlogom obračunavanja obresti na kapital.

UniCredit Banka Slovenija d.d. Pregled moratorijskega portfelja na dan 31. 12. 2022.

Na dan 31. decembra 2022 je imela Banka približno 37,4 milijona EUR bruto moratorijskih posojil, skladnih z EBA in 578 dolžnikov (2021: 52,5m bruto moratorijskih posojil, 749 dolžnikov). Od tega odobreni znesek znaša približno 31,8 milijona EUR, kar ustreza 512 dolžnikom (2020: 45,5 M odobrenih posojil, 667 dolžnikom). Vse odobrene moratorijske izpostavljenosti so že potekle.

Po stanju na dan 31.12.2022 se od tega se odobreni znesek razdeli na naslednji način:

- Bruto izpostavljenost do gospodinjstev („HH“) znaša 27,2 milijona EUR, pri čemer je večina (pribl. 73 %) zavarovana s stanovanjsko hipoteko (2021: 33.8 milijona EUR, približno 75 %);
- Bruto izpostavljenost do nefinančnih družb (NFC) znaša 4,5 milijona EUR, pri čemer je približno 45 % moratorijskih izpostavljenosti do NFC zavarovanih s poslovnimi nepremičninami (2021: 11,6 milijona EUR, približno 45 %).

1.000 EUR	Število dolžnikov			Izpostavljenost			
	Od tega odobreni			Od tega odobreni			Od tega pretekli
				Od tega: zakonodajni moratoriji	Od tega: podaljšani moratoriji povezani s COVID-19		
Moratorijska posojila in predujmi v skladu z EBA	578	512	37.447	31.807	31.807	2.688	31.807
od tega: Gospodinjstva	528	472	30.496	27.235	27.235	2.685	27.235
od tega: zavarovano s stanovanjsko nepremičnino	280	246	22.840	19.775	19.775	2.041	19.775
od tega: Nefinančne družbe	50	40	6.951	4.572	4.572	3	4.572
od tega: mala in srednje velika podjetja	43	37	3.810	3.217	3.217	3	3.217
od tega: zavarovano s poslovno nepremičnino	22	14	4.285	2.052	2.052	-	2.052
Ostala posojila s COVID-19 povezanimi ukrepi restrukturiranja	75	75	19.179	19.179	-	5.173	19.179
Od tega: Gospodinjstva			2.960	2.960	-	1.806	2.960
Od tega: Nefinančne družbe			16.219	16.219	-	3.366	16.219

Konflikt med Rusijo in Ukrajino

Eno od ključnih tveganj, ki so se pojavila v letu 2022, izhaja iz še vedno trajajočega ruskega konflikta z Ukrajino. To se je odrazilo v uvedbi strogih sankcij proti Rusiji s strani ZDA in zahodnih držav, ki so negativno vplivale na inflacijo, nestanovitnost trga in stroške energije, kar je še posebej prizadelo evropske države.

Med drugim je treba upoštevati tudi naslednje posledice:

- 1) Ogroženost prehranske varnosti na Bližnjem vzhodu, v severni Afriki ter zahodni in osrednji Aziji;
- 2) Premik energetske politike v smeri zagotavljanja dostopnosti in diverzifikacije virov;
- 3) Okrepljeno tekmovanje za ključne materiale, opremo in blago;
- 4) Učinki na finančni sistem;
- 5) Povečanje kibernetkega tveganja;
- 6) Masovna humanitarna kriza, povezana z obsežnimi migracijskimi tokovi iz Ukrajine.

Posledično ostaja velika negotovost glede nadaljnega razvoja in razpleta spora, kar bi lahko imelo večje humanitarne, politične in gospodarske posledice, ki bi lahko ovirale okrevanje po pandemiji na svetovni ravni. Vojna v Ukrajini je močno prizadela svetovni sistem pridelave hrane; Rusija in Ukrajina proizvedeta približno tretjino svetovnega deleža izvoza amonijaka in kalija, ki sta bistveni sestavini gnojil, ter dobavljata žito in sončnično olje večjemu delu sveta. Po začetku konflikta so se cene gnojil in več živilskih proizvodov občutno zvišale. Po zadnjih ocenah ZN je ogrožen velik del jesenskega pridelka 2022 (približno 40 %) v Ukrajini. Evropa v preteklih letih postala močno odvisna od ruskih virov energije: premoga, surove nafte, kurilnega olja in zlasti zemeljskega plina. Evropske države sprejemajo nujne ukrepe za kratkoročno zmanjšanje svojih potreb (konec leta 2022/začetek leta 2023), in sicer s povečanjem dobave plina iz drugih držav, razen iz Rusije, z uvozom večjih količin utekočinjenega zemeljskega plina (LNG) in s povečanjem proizvodnje biogoriva. Začetek vojne je pospešil nadaljnjo rast cen različnih surovin, ki

Poročilo o upravljanju s tveganji

jih izvažata Rusija in Ukrajina (na primer premoga, jekla, niklja). Zaradi vojne se povečujejo tveganja za finančni sistem, ki so se prvič pojavila leta 2021.

Banka razpolaga s sredstvi in obveznostmi, ki so potencialno izpostavljeni posledicam geopolitičnih napetosti med Rusijo in Ukrajino. V letu 2022 so geopolitične napetosti med Rusijo in Ukrajino vplivale na oceno finančnih sredstev, kar je povzročilo pripoznanje oslabitev in odpisov. Med drugim: v zvezi s posojili, ki jih je odobrila banka, so bile pripoznane naslednje oslabitve:

- (i) posodobitev makroekonomskega scenarija za namene MSRP 9,
- (ii) dodatna prekritja (overlays), ki se uporabljajo za obvladovanje učinkov širjenja trenutnih geopolitičnih kriz na neruske finančne instrumente, povezana s podsegmenti, ki se štejejo za posebej ranljive v primeru zaostrenega razvoja kriz.

Poleg tega je UniCredit kot odziv na vplive ruske invazije na Ukrajino in morebitne učinke njihovega prelivanja že v zgodnji fazi sprejela smernice za proaktivno upravljanje. Sprejeti ukrepi so vključevali naslednje:

- Takojšen pregled portfelja za stranke s povezavami z Rusijo, da se zagotovi skladnost s Finančnimi sankcijami.
- Ocena posameznih imen, na katera bi lahko razmere vplivale, vključno z vplivi na energetiko, prisotnostjo v Rusiji/odvisnostjo od Rusije v smislu trgovinskih tokov in dobavne verige.
- Uvedba v prihodnost usmerjene ocene v vlogi za kredit, ki posebej upošteva sedanji in "stresni" vidik učinkov, povezanih z višjimi cenami energije, morebitno ustavitvijo dobave plina in drugimi učinki prelivanja.
- Natančnejše spremljanje portfelja s strankami, ki so vključene v sektorje, ki so bili opredeljeni kot sektorji z visokim tveganjem.

Navedene smernice so bile uporabljene za:

- postopek zavarovanja/sklenitve/obnovitve kreditnih instrumentov;
- ocenjevanje kreditnih zapisov za eno samo izpostavljenost v okviru spremljanja kreditov ali v zvezi s prestrukturiranjem;
- rezultati ocene so del razprav v Odborih in jih je potrebno formalizirati.

Geopolitična kritja (overlays) zaradi ruskega konflikta z Ukrajino

V letu 2022 so negotovosti na področju gospodarskih dejavnosti zaradi pandemije Covid-19 postopoma izzvenele, kar se je odrazilo v odpravi omejevalnih ukrepov, ki so jih uvedle vlade za obvladovanje pandemije. Prav tako se je zaradi novih geopolitičnih razmer začelo zmanjševati tudi tveganje dobavne verige. Začetek ruskega konflikta z Ukrajino je zaviral gospodarsko rast. Zaradi stranskih učinkov konflikta med Rusijo in Ukrajino se namreč še naprej spreminjale napovedi za razvoj gospodarstva evroobmočja, kar je povečalo tudi inflacijske pritiske in obrestne mere.

Da bi vključili tveganja, ki so podlaga za močno rast stroškov energije, inflacije in obrestnih mer tako za podjetja kot za posameznike, so bile v letu 2022 upoštevana geopolitična kritja.

V zvezi s tem je sprejetje teh kritij dopolnilni ukrep k modelom MSRP9, ki so s svojo strukturo že ustrezno in neposredno dokazali, da ustrezno zaznavajo učinek geopolitičnih kriz. V tem kontekstu so modeli MSRP 9 in zlasti satelitski modeli sicer zmožni zajeti učinek makroekonomskega scenarija na ravni portfelja, vendar pa geopolitična kritja delujejo na določene podportfelje, ki veljajo za posebej ranljive v primeru, da se nepredvidene razmere razvijejo v zelo zaostrene pogoje.

Na dan 31. decembra 2022 je geopolitično kritje znašalo 6,3 milijona EUR, pri čemer je razčlenjeno na naslednje komponente:

- Energetsko intenzivne industrijske sektorje bodo bolj prizadeli učinki prelivanja, povezani z rusko-ukrajinsko krizo, ki bodo zlasti vplivali na oskrbo z energijo in s tem povezano hitro rast cen.
- Stranke v segmentu poslovanja s prebivalstvom: (i) hipoteke s spremenljivo obrestno mero (brez zapadlih neplačanih obrokov), glede na občutljivost v tem kontekstu naraščajočih obrestnih mer/inflacije, in (ii) vsaj en neplačan obrok za njihove izpostavljenosti, ki se obravnavajo kot področje, ki ima že težave s plačili in je kot tako še posebej ranljivo v tej posebni nepredvidljivi situaciji.

Kar zadeva izračune, se kreditne izpostavljenosti, ki spadajo v zgornje kategorije, identificirajo glede na njihove posebnosti. Na podlagi tega se izvedejo satelitski modeli, pri katerih se kot makroekonomske pogoje uporabi recesivni scenarij večletnega načrta, da se določi prilagoditev, ki jo je treba uporabiti za stopnjo neplačila. Tako prilagojena stopnja neplačila se nato uporabi za ustrezne kategorije, da se ocenijo pričakovani novi prilivi neplačanih izpostavljenosti, katerih rezervacije za izgube pri posojilih (LLP) se nato izračunajo v skladu s povprečno stopnjo kritja, uporabljeno za skupino z verjetnostjo neplačila (Unlikely to Pay).

Upravljanje energetske krize

UniCredit je sprejela smernice za ključne elemente tveganja, ki se upoštevajo pri ocenjevanju zahtev za posojila zaradi nedavnega vala regionalnih in globalnih makro dogodkov z nizkim številom primerov in velikim vplivom. Smernice vključujejo:

- določitev sektorjev z visokim tveganjem;
- ažurno razvrstitev strank glede v sektorje z visokim tveganjem;

- medletni pregled strategije za kreditno tveganje v industriji za leto 2022;
- preudarno oceno na ravni posamezne stranke s poglobljenim pregledom negativnih primerov, v katerih se odraža makro okolje, ob upoštevanju vplivov prekrivanj, kar je primerljivo z napovedmi oblikovanja rezervacij za portfelj in stresnimi testi;
- posodobljene ugotovitve o tveganjih in ukrepih za njihovo zmanjšanje;
- za zelo ogrožene stranke je treba oceniti načrte ukrepov za primer nepredvidljivih dogodkov.

Zgoraj navedene postavke so bile upoštevane v bonitetnih ocenah in se upoštevajo pri končnih odločitvah. Banka poleg tega izvaja spremljanje primerov za vpliv na portfelj in morebitne kršitve limitov (izkoriščenost limitov v panogi).

Prodaja NPL

V prizadevanjih za zmanjšanje portfelja slabih posojil Banke in sanacijo bilance Banke s prodajo tveganih sredstev se je uprava Banke odločila izdati soglasje za prodajo mešanega portfelja slabih posojil.

Po prejemu zavezujočih ponudb treh potencialnih vlagateljev se postopek prodaje približuje koncu, saj sta se Banka in izbrani ponudnik začela pogajati o pogodbi o prodaji in nakupu posojil (LSPA).

Glavni učinki prodaje portfelja NPL:

- znižanje NPL za približno 21,5 milijona EUR iz približno 60,7 milijona EUR na približno 39,2 milijona EUR;
- delež NPL se je zmanjšal za 1,0 % z 2,8 % na 1,8 %.

Oslabitve se sprostijo v višini približno 1,7 milijona EUR (na podlagi povprečne cene, izračunane na podlagi dveh najvišjih zavezujočih ponudb).

Tržna tveganja

Banka je pri svojem poslovanju izpostavljena tržnim tveganjem. Gre za tveganje izgub v bilančnih in zunabilančnih tveganih postavkah, ki izhajajo iz sprememb tržnih cen.

Banka ima trgovalne pozicije z različnimi finančnimi instrumenti, vključno z izvedenimi finančnimi instrumenti, na kar vplivajo zahteve strank. Z večino izvedenih finančnih instrumentov se pogajajo prostem trgu (OTC).

Z regulativnega vidika tržno tveganje izhaja iz vseh pozicij, ki so vključene v trgovalno knjigo Banke, ter iz pozicij blagovnega in valutnega tveganja v celotni bilanci stanja. Tveganja, za katera veljajo kapitalske zahteve za tržno tveganje, tako med drugim vključujejo:

- 1) tveganje neplačila, tveganje sprememb obrestnih mer, tveganje kreditnega razmika, tveganje lastniških finančnih instrumentov, valutno tveganje (FX) in blagovno tveganje za instrumente trgovalne knjige ter
- 2) valutno tveganje (FX) in tveganje spremembe cen blaga za instrumente bančne knjige.

Z vidika upravljanja Banka definicijo tržnega tveganja razširi na portfelje po pošteni vrednosti prek poslovnega izida in drugega vseobsegajočega donosa, ki jih zato spremlja in omejuje z vrsto metrik, ki so specifične za tržno tveganje. V obseg so vključeni tudi vrednostni papirji po odplačni vrednosti (AC).

Poročilo o upravljanju s tveganji

Izpostavljenost Skupine tržnim tveganjem

EUR 1.000	31. 12. 2022	31. 12. 2021
Sredstva		
Denar v blagajni, stanje na računih pri CB in vpogledne vloge pri bankah	745.963	751.685
Finančna sredstva v posesti za trgovanje	75.619	23.680
Finančna sredstva merjena po pošteni vrednosti prek IPI	2.373	2.323
Finančna sredstva merjena po pošteni vrednosti pred drugega vseobsegajočega donosa	296.708	285.485
Finančna sredstva merjena po odplačni vrednosti	2.164.531	1.969.431
Dolžniški vrednostni papirji	33.389	33.353
Kreditni bankam	64.989	53.853
Kreditni strankam, ki niso banke	2.042.380	1.879.453
Druga finančna sredstva	23.773	2.772
Sredstva - IFI namenjeni varovanju	103.224	12.852
Spremembe poštene vrednosti skupine varovanih postavk pred obrestnim tveganjem	(72.996)	5.096
Naložbe v kapital odvisnih družb	-	-
Skupaj	3.315.422	3.050.552
Finančne obveznosti v posesti za trgovanje	69.550	20.535
Finančne obveznosti merjene po odplačni vrednosti	2.930.646	2.731.367
Vloge bank in centralnih bank	98.928	19.433
Vloge strank, ki niso banke	2.531.694	2.219.984
Kreditni banke in centralnih bank	233.720	443.803
Dolžniški vrednostni papirji	18.066	18.013
Druge finančne obveznosti	48.238	30.133
Obveznosti - IFI namenjeni varovanju	81.691	19.597
Sprememba poštene vrednosti skupine varovanih postavk pred obrestnim tveganjem	(73.939)	4.556
Skupaj	3.007.948	2.776.055

Tehnike obvladovanja tržnih tveganj

Upravljanje tržnih tveganj vključuje vse dejavnosti, povezane z upravljanjem tveganj strank Banke, posle zakladništva in upravljanje strukture bilance. Pozicije tveganja se ugotavljajo vsaj enkrat dnevno in analizirajo s strani neodvisne funkcije upravljanja tržnih tveganj (znotraj enote za nefinančna in finančna tveganja v okviru Divizije za tveganja), nato pa se primerjajo z limiti tveganja, ki jih določijo Odbor za finančna tveganja (FRC). Banka uporablja instrumente varovanja denarnih tokov in poštene vrednosti za upravljanje s tveganji obrestnih mer v skladu z MSRP.

Upravljanje tržnih tveganj vključuje stalno poročanje o poziciji tveganja, postavljanje limitov in nadzor porabe limitov ter dnevno predstavitev rezultatov upravljanja tveganj strank in poslovanja zakladništva.

Za namen upravljanja tržnega tveganja so glavni limiti opredeljeni znotraj Okvirja za prevzemanje tveganj na ravni Banke, ki ga odobrita uprava in nadzorni svet, natančneje limite pa odobri odbor za finančna tveganja („FRC“) in jih uskladi z oddelkom za finančna tveganja skupine UniCredit. FRC odbor vsaj enkrat letno določi limite za tveganja z ustreznimi enotami UniCredit Spa, Milano. Celoten sklop pravil za poslovanje zakladništva in upravljanje tržnih tveganj je določen v Strategiji tržnega tveganja, ki se letno posodablja, potrjena pa jo uprava in nadzorni svet Banke. Limiti tržnega tveganja odražajo računovodsko klasifikacijo pozicij (poštena vrednost skozi poslovni izid »FVTPL«, poštena vrednost prek drugega vseobsegajočega donosa »FVTOCI«, po nabavni vrednosti »AC«) ter dodelitev pozicij v trgovanje in bančno knjigo v skladu z nagnjenostjo k prevzemanju tveganj Banke.

Če povzamemo, opredeljeni sta dve skupini limitov:

- (i) Limiti za tržna tveganja v širšem smislu (angl. Broad Market Risk Limits, BMLs): BML limiti so opredeljeni za FVTPL in FVTOCI pozicije z ločenimi nabori limitov za vsako skupino. Pozicije, ki so opredeljene kot AC, so relevantne samo za RAF indikator maksimalna izpostavljenost

20 Notranji model za tržno tveganje UniCredit, za katerega se uporablja kratica IMod, se uporablja za vodstvene namene (merjenje tveganja, spremljanje in kvantifikacija ekonomskega kapitala).

do dolžniških vrednostnih papirjev, ki so jih izdale države, medtem ko se nominalne vrednosti, trajanje in potencialna izguba spremljajo četrtletno. Obrestna pozicija delta (BP01) postavk AC se spremlja v okviru namenskih limitov IRRBB, ki so opredeljeni ločeno.

Vsaka skupina BML limitov (FVTPL in FVTOCI) vsebuje 3 različne tipe limitov:

- Tvegana vrednost (VaR) – VaR se izračuna za 1 dnevno obdobje držanja pri intervalu zaupanja 99 %. Model za izračun VaR uporablja 1 letno časovno vrsto z 250 dnevnimi podatkovnimi točkami.
- Opozorilo ob izgubi (LWL), ki se izračuna kot kumulativna 60-dnevna vsota izkaza poslovnega izida za FVTPL ali FVTOCI rezerve za FVOCI
- Opozorilo ob izgubi za stresne teste (STWL), ki se izračuna kot znižanje izkaza poslovnega izida ali FVTOCI rezerve v stresnih obdobjih, ki se določijo na podlagi ICAAP stresnih scenarijev.

(ii) Specifični limiti za tržna tveganja (angl. Granular Market Risk Limits, GMLs): So neodvisni od limitov v širšem smislu, vendar delujejo v povezavi z njimi; uporabljajo se za učinkovitejši in natančnejši nadzor različnih vrst tveganj. Limiti se določajo na ravni nominalne izpostavljenosti v portfelju obveznic (ki je razdeljen na obveznice, ki jih izdajajo države in ostale obveznice, na ravni valutne pozicije in na ravni obrestne pozicije ter pozicije kreditnih razmikov (BP01 in CPV)

Samo pooblaščen prevzemniki tveganj lahko zavzamejo rizične pozicije: enota Upravljanje sredstev in obveznosti (ALM) in Financiranje ter enota za Upravljanje tveganj strank.

Limite in opozorila ob izgubi spremlja lokalna enota Upravljanje s tržnimi tveganji. Ob kršitvah limitov se aktivira proces eskalacije v skladu z internimi pravilniki z namenom, da se izpostavljenosti, ki presegajo limite v najkrajšem možnem času vrnejo v okvire limitnega sistema. O kršitvah limitov se redno poroča lokalnemu FRC odboru, odboru za tveganja in nadzornemu svetu.

Banka uporablja standardiziran pristop za izračun kapitalskih zahtev za trgovne pozicije oz. za poročanje kapitalskih zahtev za tržna tveganja. Za notranje upravljanje tržnega tveganja pa se uporablja VaR. Za upravljanje s tveganji uporablja Banka IMod²⁰ model tveganja, ki ga je razvila matična skupina UniCredit. Ustreznost modela se redno preverja s testiranjem za nazaj, integracijo novih produktov, in prilagoditvami, ki odražajo tržne in regulatorne spremembe. Na podlagi agregiranih podatkov IMod model omogoča dnevni izračun parametrov tveganja za vse redne operacije zakladništva in trgovanja.

VaR model temelji na zgodovinski simulaciji z 250 dnevnimi podatkovnimi točkami. VaR se računa za 1-dnevno obdobje držanja pri intervalu zaupanja 99 %, vendar ima naslednje omejitve:

- 1-dnevno obdobje držanja predvideva, da se lahko vse odprte pozicije zaprejo v 1 dnevno; ta predpostavka ne drži v vseh primerih (npr. nelikvidni trgi).
- 99-odstotni interval zaupanja ne odraža vseh možnih izgub, ki se lahko zgodijo pri tem intervalu zaupanja, kljub temu, da je povišana.
- Uporaba zgodovinskih podatkov za ocenjevanje potencialnih bodočih dogodkov ne odraža vseh možnih bodočih scenarijev, še posebej kriznih scenarijev.

Zato se poleg VaR izračunata in uporabljata za obvladovanje tveganja kot specifični limiti za tržna tveganja sedanja vrednost bazne točke (BPV) in mera občutljivosti na spremembe kreditnih razmikov (CPV).

Drugi enako pomembni dejavniki so volumni v stresnih obdobjih in limiti na pozicije. Redni izračuni stresnega scenarija dopolnjujejo informacije, ki se mesečno posredujejo odboru FRC. Stresni scenariji temeljijo na predpostavki o ekstremnih spremembah posameznih tržnih parametrov. Banka analizira učinek teh nihanj pri posameznih produktih in dejavnikih tveganja na svoje rezultate in neto pozicijo sredstev ter nato določi predpostavke o ekstremnih gibanjih. Rezultati teh stresnih testov se upoštevajo v procesu določanja in preverjanja limitov.

Dodatni elementi sistema limitov so opozorila ob izgubi, ki zagotavljajo zgodnjo indikacijo kakršnega koli kopičenja izgub na pozicijah. Funkcija upravljanja tržnih tveganj izračunava, primerja s tekočimi proračunskimi številkami in dnevno poroča podatke o prihodkih iz dejavnosti tržnega tveganja (dobiček in izguba). Poročanje zajema komponente, ki se odražajo v čistem dobičku na podlagi MSRP in vrednotenju vseh pozicij po tržni vrednosti, ne glede na njihovo priznavanje v računovodskih izkazih na podlagi MSRP (skupni donos).

Z namenom preverjanja, ali so sklenjeni posli skladni s trgov, Banka uporablja sistem MARCONIS, ki so ga razvili v matični skupini UniCredit. Sistem MARCONIS v celoti in sistematično pregleduje tržno usklajenost vsake posamezne transakcije zakladništva in trgovanja. Sistem vključuje še en modul, ki se uporablja za obravnavanje teme transparentnosti cen (določanje najnižjih marž in največjih stroškov varovanja pred tveganjem pri prodaji na področju zakladništva za podjetja).

Poročilo o upravljanju s tveganji

Obrestno tveganje, tveganje kreditnega razmika, valutno tveganje in tveganje iz naslova trgovanja z lastniškimi vrednostnimi papirji

Rezultati internega modela, ki temelji na tvegani vrednosti (VaR) za leto 2022, so na višjih ravneh v primerjavi z letom poprej. Tvegana vrednost (VaR) Banke v spodnji tabeli vključuje naslednje komponente: obrestno tveganje (IR), tveganje kreditnega razmika (Spread), valutno tveganje (FX) in tveganje lastniških finančnih instrumentov (EQ) ter predstavlja skupno vrednost VaR Banke (tj. iz trgovalne in bančne knjige).

Tvegana vrednost za Banko v letu 2022

EUR 1.000					2022 Skupni Tvegana vrednost (VaR)		
IR VaR	Spread VaR	FX VaR	EQ VaR	Total VaR	Maksimum	Minimum	Povprečje
1.927	834	3	0	2.432	2.458	742	1.629

Tvegana vrednost za Banko v letu 2021

EUR '000					2021 Skupni Tvegana vrednost (VaR)		
IR VaR	Spread VaR	FX VaR	EQ VaR	Total VaR	Maksimum	Minimum	Povprečje
433	462	2	0	772	1.330	110	687

Leta 2022 je k celotni VaR Banke največ prispevala obrestna komponenta (osnovna izpostavljenost, ki izhaja predvsem iz sredstev s fiksno obrestno mero, vrednost obrestne VaR je bila posledica skupne višje ravni tržnih obrestnih mer in povečane nestanovitnosti), ki ji je sledilo tveganje kreditnega razmika (osnovna izpostavljenost, ki izhaja predvsem iz portfelja vrednostnih papirjev bančne knjige, VaR vrednost tveganja kreditnega razmika je bila posledica skupne višje ravni razmikov državnih kreditov in povečane nestanovitnosti trga). V primerjavi z letom 2021 je večja nestanovitnost tako pri obrestnih merah kot pri kreditnih razmikih povezana predvsem s številnimi tržnimi pretresi v letu 2022 zaradi ruske invazije na Ukrajino in njegovih makroekonomskih posledic. FX komponenta igra marginalno vlogo pri zneskih tveganj Banke.

Za potrebe notranjega nadzora Banka ločuje VaR na FVTOCI in FVTPL VaR, pri čemer so za vsako kategorijo posebej določeni limiti.

Tveganje sprememb obrestnih mer

Obrestno tveganje izhaja iz izpostavljenosti neugodnim spremembam obrestnih mer. Spremembe obrestnih mer vplivajo na neto sedanje vrednosti prihodnjih denarnih tokov in posledično na neto obrestne prihodke in druge denarne tokove, ki so občutljivi na spremembe obrestnih mer.

Primarni viri tveganja spremembe obrestnih mer so:

- tveganje spremembe cen zaradi neugodnih sprememb poštene vrednosti sredstev in obveznosti v preostalem obdobju do naslednje spremembe obrestne mere (pozicije s fiksno obrestno mero so razvrščene glede na preostalo zapadlost);
- tveganje krivulje donosa: tveganje sprememb oblike in naklona krivulje donosa;
- osnovno tveganje: tveganje različnih sprememb obrestnih mer ustreznih pozicij sredstev in obveznosti, ki imajo enako valuto, obdobje spremembe in pogostost sprememb, vendar različne temeljne stopnje; in
- Opcijsko tveganje, ki izhaja iz pozicij izvedenih finančnih instrumentov ali izbirnih elementov, vgrajenih v bančna sredstva, obveznosti in zunajbilančne postavke.

Tveganje se meri z izračunavanjem spremembe neto sedanje vrednosti portfelja v scenariju, ko se obrestna mera spremeni za 1 bazično točko, kot merilo občutljivosti z uporabljenim BP01 limitom.

Spodnje tabele prikazujejo občutljivost na spremembe obrestnih mer (BP01) za Banko (vključno s trgovalnimi in netrigovalnimi portfelji), vezano na posamezne valutne izpostavljenosti in kombinacijo košarice valut. Banka se pozicionira predvsem v EUR, sledita omejena izpostavljenost v CHF in USD, medtem ko pozicije v valutah, ki niso predstavljene spodaj, niso bile pomembne. Analiza občutljivosti za vsako pozicijo temelji na pogodbenih datumih prihodnjih sprememb obrestnih mer. Za pozicije brez pogodbenih datumov sprememb obrestnih mer ali brez pogodbene zapadlosti Banka uporablja predpostavke, ki odražajo dejansko občutljivost na obrestno mero pozicije, in sicer z vključitvijo rezultatov vedenjskih modelov.

Učinki premika obrestne krivulje v Banki za eno bazično točko v letu 2022

EUR Valuta	31. 12. 2022						Letni max, min, povprečje		
	Do 3 mesece	3 mesece do 1 leta	1 do 3 let	3 do 10 let	Nad 10 let	Skupaj	Letni maksimum	Letni minimum	Absolutno povprečje
CHF	(574)	(2.625)	90	(908)	(2.135)	(6.152)	(9.122)	(2.954)	(7.146)
EUR	(9.695)	(15.687)	5.777	(82.531)	(45.795)	(147.932)	(161.226)	(105.054)	(132.467)
USD	(93)	17	0	0	0	(76)	(100)	903	(13)
Skupaj	(10.362)	(18.295)	5.867	(83.440)	(47.930)	(154.159)	(168.603)	(112.815)	(139.914)

Učinki premika obrestne krivulje v Banki za eno bazično točko v letu 2021

EUR Valuta	31. 12. 2021						Letni max, min, povprečje		
	Do 3 mesece	3 mesece do 1 leta	1 do 3 let	3 do 10 let	Nad 10 let	Skupaj	Letni maksimum	Letni minimum	Absolutno povprečje
CHF	328	(6.077)	(1.691)	515	372	(6.554)	(8.883)	(2.193)	(6.151)
EUR	(5.169)	(14.796)	(5.177)	(21.663)	(44.699)	(138.243)	(173.786)	(97.163)	(108.682)
USD	(200)	25	2	0	0	(173)	(267)	(60)	(89)
Skupaj	(5.041)	(20.848)	(53.604)	(21.148)	(44.328)	(144.969)	(179.683)	(99.343)	(114.920)

Skupna izpostavljenost premiku obrestne krivulje se je v letu 2022 v primerjavi z letom 2021 v povprečju povečala zaradi povečanja skupnega zneska sredstev s fiksno obrestno mero (posojil in vrednostnih papirjev) tako v komercialnem kot replikacijskem portfelju. V zgornjih tabelah letni maksimum/minimum predstavlja največjo/najmanjšo izpostavljenost; negativne vrednosti kažejo, da vzporedni premik krivulje obrestnih mer za +0,01 % negativno vpliva na ekonomsko vrednost.

Razmerje med obrestnim tveganjem v bančni knjigi in kapitalom Banke je vzpostavljeno v okviru EU Direktive CRD V in Uredbe CRR, ki uvajata Basel III kot del EU zakonodajnega okvirja na področju bančništva, in od Banke zahteva primerjavo spremembe v tržni vrednosti bančne knjige kot posledice premika obrestne krivulje za dve odstotni točki (+/- 200 baznih točk) s čistim kapitalom Banke. V primeru, da takšen šok obrestne mere mer absorbira več kot 20 odstotkov čistega kapitala, lahko nadzorna institucija od Banke zahteva sprejem ukrepov za omejitev tveganja.

Smernice EBA IRRBB poleg tega zahtevajo, da banke izračunajo vpliv šestih vnaprej določenih šokovnih- scenarijev na lastna sredstva in obvestijo svojega nadzornika, če padec ekonomske vrednosti preseže 15 % Tier 1 kapitala. EBA pričakuje, da bo drugi prag deloval kot kazalnik zgodnjega opozorila, ki bo sprožil okrepljen nadzorni dialog. Rezultati teh scenarijev se spremljajo in so mesečno predstavljajo odboru FRC.

Rezultati stresnega testiranja so pokazali, da bi nenaden vzporedni premik obrestnih mer navzgor za 2 odstotni točki ob koncu leta 2022 absorbiral približno 11,9 % kapitala Banke kar je občutno pod mejno vrednostjo 20 odstotkov. Rezultat se je v primerjavi s koncem leta 2021 (8%) poslabšal zaradi večje skupne izpostavljenosti obrestnemu tveganju v bančni knjigi. Poleg Direktive Evropske unije CRD IV in Uredbe Evropske unije CRR, ki uvajata Basel III kot del zgoraj omenjene bančne zakonodaje EU, Banka meri in spremlja obrestno tveganje v bančni knjigi tudi glede občutljivosti neto obrestnih prihodkov (občutljivost neto obrestnih prihodkov).

Občutljivost neto obrestnih prihodkov se meri na vseh pozicijah v lasti iz poslovnih in strateških naložbenih odločitev (samo v bančni knjigi) z 1-letnim obdobjem ocenjevanja. 31. decembra 2022 je bila občutljivost obrestnih prihodkov na takojšen in vzporedni premik +100 bazičnih točk 6.939.757 EUR in -1.743.915 EUR za negativni premik (za pozicije v EUR in CHF je uporabljen premik -25 bazičnih točk, za USD pa -100 bazičnih točk). Za namene spremljanja limitov in kot del okvira nagnjenosti k prevzemanju tveganj se negativni rezultat premika šteje za pomembnega

Poleg tega Banka meri učinek na neto ekonomsko vrednost različnih potencialnih šokov obrestnih mer za vse izpostavljenosti. Pomembnejši scenariji sprememb obrestnih mer, ki so ocenjevani mesečno, so naslednji:

- Vzporedni premik obrestne krivulje +/- 200 in +/-100 bazičnih točk;
- Spremembe v naklonu krivulje obrestnih mer so analizirane z različnim premikom na kratkoročnem delu krivulje in nasprotnim premikom na dolgoročnem delu krivulje obrestnih mer.

Ob koncu leta 2022 obrestna občutljivost v EUR ostaja glavni dejavnik tveganja. Rezultat pozitivnih in negativnih vzporednih scenarijev je večinoma posledica pozicije sredstev s fiksno obrestno mero v komercialnem in replikacijskem portfelju.

Poročilo o upravljanju s tveganji

Analiza občutljivosti neto ekonomske vrednosti na obrestno tveganje

Scenarij	Faktor tveganja	Rezultati stresnih scenarijev (EUR) 31. 12. 2022			Rezultati stresnih scenarijev (EUR) 31. 12. 2021		
		EUR	CHF	USD	EUR	CHF	USD
		vzporedni premik -200b.t.	34,988	1,777	17	42,312	3,392
vzporedni premik +200b.t.	(25,791)	(1,109)	(17)	(17,599)	(834)	(35)	
vzporedni premik -100b.t.	15,867	734	9	17,077	996	17	
vzporedni premik +100b.t.	(13,671)	(590)	(9)	(10,582)	(505)	(17)	
premik Primer 1	2,406	-	-	2,613	-	-	
premik Primer 2	(1,528)	-	-	267	-	-	

Tveganje spremembe kreditnega razmika

Na dan 31. december 2022 portfelj dolžniških vrednostnih papirjev Banke sestavljajo izključno obveznice državnih izdajateljev, ki so razvrščene kot »held to collect and sell« ali »held to collect«. Na dan 31. december 2022 sestavljajo 80 % obvezniškega portfelja Banke državne obveznice Republike Slovenije in 20 % drugih državnih obveznic EU, ki ustrezajo merilom ECB, z največjo preostalo zapadlostjo 10 let in povprečnim trajanjem pod 5 let. Banka dnevno izračunava in spremlja vrednost osnovne točke razpona svojih portfeljev (občutljivost na spremembo kreditnega razmika za 1 bazično točko) ter redno spremlja razmere na finančnih trgih in bonitetne ocene izdajateljev. Izpostavljenosti v spodnjih tabelah se nanašajo na celotno bančno in trgovalno knjigo ter so prikazane brez lastnih izdaj (obveznice MREL). Povečanje povprečne izpostavljenosti v letu 2022 v primerjavi z letom 2021 je posledica reinvestiranja (zamenjava zapadlih obveznic z novimi).

Učinki spremembe kreditne premije vseh izdajateljev za eno bazično točko v letu 2022

EUR	31. 12. 2022					Letni max, min, povprečje		
	Do 3 mesecev	Od 3 mesecev do 1 leti	1 leti do 3 let	3 leti do 10 let	Skupaj	Letni maksimum	Letni minimum	Absolutno povprečje
Zapadlost								
Skupaj	(796)	(1,212)	(20,271)	(104,874)	(127,153)	(154,926)	(127,153)	(140,736)

Učinki spremembe kreditne premije vseh izdajateljev za eno bazično točko v letu 2021

EUR	31. 12. 2021					Letni max, min, povprečje		
	Do 3 mesecev	Od 3 mesecev do 1 leti	1 leti do 3 let	3 leti do 10 let	Skupaj	Letni maksimum	Letni minimum	Absolutno povprečje
Zapadlost								
Skupaj	(971)	(1,624)	(22,378)	(105,355)	(130,328)	(135,974)	(106,983)	(125,401)

Poleg zgoraj predstavljenega pristopa, ki je zasnovan na analizi občutljivosti kreditnih premij, Banka meri vpliv šoka povečanja kreditne premije na neto ekonomsko vrednost za celotno izpostavljenost Banke v obveznicah, katerih izdajatelj je Republika Slovenija.

Na dan 31. decembra 2022 bi scenarij vzporednega povečanja kreditnih razponov za slovenske državne obveznice, ki jih je imela Banka, za +200 baznih točk povzročil izgubo čiste ekonomske vrednosti v višini 11,7 milijona evrov.

Tveganje sprememb deviznih tečajev

Poleg tvegane vrednosti VaR se valutno pozicioniranje spremlja tudi po vsaki valuti na ravni agregirane pozicije. Banka je imela med letom 2022 materialne pozicije izključno v pomembnejših tujih valutah. (CHF, GBP, JPY in USD).

Odporna devizna pozicija za Banko v letu 2022 in 2021

EUR 1.000	2022			2021			
	Valuta	Pozicija	Letni maksimum v kratki poziciji	Letni maksimum v dolgi poziciji	Pozicija	Letni maksimum v kratki poziciji	Letni maksimum v dolgi poziciji
CHF		50	(1.076)	526	27	(989)	1.025
GBP		(26)	(821)	771	(243)	(815)	170
JPY		19	(104)	428	(14)	(88)	63
USD		0	(1.146)	1.546	(22)	(1.238)	1.435

Bilančne postavke v različnih valutah na dan 31. 12. 2022

EUR 1.000					
Vsebina	EUR	CHF	USD	Druge valute	Skupaj
Denar v blagajni, stanje na računih pri CB in vpogledne vloge pri bankah	698.772	6.280	22.458	18.453	745.963
Finančna sredstva v posesti za trgovanje	70.569	2	3.906	1.143	75.619
Finančna sredstva merjena po pošteni vrednosti prek IPI	0	0	2.373	0	2.373
Finančna sredstva merjena po pošteni vrednosti pred drugega vseobsegajočega donosa	296.708	0	0	0	296.708
Finančna sredstva merjena po odplačni vrednosti	2.040.985	90.662	32.884	0	2.164.532
Dolžniški vrednostni papirji	33.389	0	0	0	33.389
Druga finančna sredstva	23.761	0	12	0	23.773
Kreditni bankam	13.840	18.281	32.868	0	64.989
Kreditni strankam, ki niso banke	1.969.995	72.381	4	0	2.042.380
Sredstva - IFI namenjeni varovanju	103.224	0	0	0	103.224
Spremembe poštene vrednosti skupine varovanih postavk pred obrestnim tveganjem	(72.996)	0	0	0	(72.996)
Naložbe v kapital odvisnih družb	0	0	0	0	0
Opredmetena osnovna sredstva	12.493	0	0	0	12.493
Neopredmetena dolgoročna sredstva	13.608	0	0	0	13.608
Terjatve za davke od dohodkov pravnih oseb	698	0	0	0	698
Druga sredstva	2.080	0	0	0	2.080
Nekratkoročna sredstva v posesti za prodajo in ustavljeno poslovanje	2.120	0	0	0	2.120
SREDSTVA	3.168.262	96.945	61.622	19.596	3.346.421
Finančne obveznosti v posesti za trgovanje	64.642	1	3.794	1.114	69.550
Finančne obveznosti merjene po odplačni vrednosti	2.845.864	13.504	59.322	11.956	2.930.646
Vloge bank in centralnih bank	97.548	92	469	819	98.928
Vloge strank, ki niso banke	2.451.639	13.294	55.678	11.082	2.531.694
Kreditni banke in centralnih bank	233.720	0	0	0	233.720
Dolžniški vrednostni papirji	18.066	0	0	0	18.066
Druge finančne obveznosti	44.891	118	3.174	55	48.238
Obveznosti - IFI namenjeni varovanju	74.797	6.894	0	0	81.691
Sprememba poštene vrednosti skupine varovanih postavk pred obrestnim tveganjem	(73.939)	0	0	0	(73.939)
Rezervacije	19.877	0	11	17	19.905
Obveznosti za DDPO	4.164	0	0	0	4.164
Druge obveznosti	4.160	0	0	0	4.160
Obveznosti	2.939.564	20.399	63.126	13.088	3.036.177
Osnovi kapital	20.384	0	0	0	20.384
Kapitalske rezerve	107.760	0	0	0	107.760
Akumulirani drugi vseobsegajoči donos	(1.879)	0	0	0	(1.879)
Rezerve iz dobička	99.777	0	0	0	99.777
Zadržani dobiček in čisti dobiček (izguba) poslovnega leta	84.202	0	0	0	84.202
Kapital	310.243	0	0	0	310.243
OBVEZNOSTI DO VIROV SREDSTEV IN KAPITAL	3.249.808	20.399	63.126	13.088	3.346.421

Poročilo o upravljanju s tveganji

Bilančne postavke v različnih valutah na dan 31. 12. 2021

EUR 1.000					
Vsebina	EUR	CHF	USD	Druge valute	Skupaj
Denar v blagajni, stanje na računih pri CB in vpogledne vloge pri bankah	717.344	14.496	5.787	14.058	751.685
Finančna sredstva v posesti za trgovanje	21.638	16	339	1.686	23.679
Finančna sredstva merjena po pošteni vrednosti prek IPI	0	0	2.323	0	2.323
Finančna sredstva merjena po pošteni vrednosti pred drugega vseobsegajočega donosa	285.485	0	0	0	285.485
Finančna sredstva merjena po odplačni vrednosti	1.835.145	89.592	44.686	8	1.969.431
Dolžniški vrednostni papirji	33.353	0	0	0	33.353
Druga finančna sredstva	9.706	0	44.147	0	53.853
Kreditni bankam	1.789.367	89.592	494	0	1.879.453
Kreditni strankam, ki niso banke	2.719	0	45	8	2.772
Sredstva - IFI namenjeni varovanju	12.852	0	0	0	12.852
Spremembe poštene vrednosti skupine varovanih postavk pred obrestnim tveganjem	5.096	0	0	0	5.096
Naložbe v kapital odvisnih družb	0	0	0	0	0
Opredmetena osnovna sredstva	14.728	0	0	0	14.728
Neopredmetena dolgoročna sredstva	14.133	0	0	0	14.133
Terjatve za davek od dohodkov pravnih oseb	0	0	0	0	0
Druga sredstva	2.511	0	0	0	2.511
Nekratkoročna sredstva v posesti za prodajo in ustavljeno poslovanje	0	0	0	0	0
SREDSTVA	2.908.932	104.104	53.135	15.752	3.081.924
Finančne obveznosti v posesti za trgovanje	18.542	16	394	1.583	20.535
Finančne obveznosti merjene po odplačni vrednosti	2.649.348	11.217	56.725	14.078	2.731.368
Vloge bank in centralnih bank	17.862	286	417	868	19.433
Vloge strank, ki niso banke	2.141.137	10.786	55.088	12.972	2.219.983
Kreditni banke in centralnih bank	443.803	0	0	0	443.803
Dolžniški vrednostni papirji	18.013	0	0	0	18.013
Druge finančne obveznosti	28.532	144	1.219	238	30.133
Obveznosti - IFI namenjeni varovanju	15.916	3.681	0	0	19.597
Sprememba poštene vrednosti skupine varovanih postavk pred obrestnim tveganjem	4.556	0	0	0	4.556
Rezervacije	23.112	0	38	19	23.169
Obveznosti za DDPO	1.605	0	0	0	1.605
Druge obveznosti	4.192	0	0	0	4.192
Obveznosti	2.717.271	14.913	57.157	15.680	2.805.021
Osnovi kapital	20.384	0	0	0	20.384
Kapitalske rezerve	107.760	0	0	0	107.760
Akumulirani drugi vseobsegajoči donos	6.150	0	0	0	6.150
Rezerve iz dobička	99.778	0	0	0	99.778
Zadržani dobiček in čisti dobiček (izguba) poslovnega leta	42.832	0	0	0	42.832
Kapital	276.904	0	0	0	276.904
OBVEZNOSTI DO VIROV SREDSTEV IN KAPITAL	2.994.175	14.913	57.157	15.680	3.081.924

Banka izvaja analize občutljivosti, da zajame potencialni vpliv neugodnih gibanj tržnih obrestnih mer na celoten portfelj ali na delitev portfelja glede na regulativni pogled (bančna in trgovalna knjiga) ali računovodski pogled (poštena vrednost prek drugega vseobsegajočega donosa in poštena vrednost prek poslovnega izida).

Analiza občutljivosti za valutno tveganje na dan 31. 12. 2022 kaže, da bi Banka utrpela izgubo v višini 404,7 tisoč EUR, če bi se vrednost vseh valut (razen EUR) znižala za 20%, izgubo v višini 3,6 tisoč EUR, če bi se vrednost valute CHF znižala za 20 %, in dobiček v višini 51,3 tisoč EUR, če bi se vrednost USD glede na EUR znižala za 20%.

EUR 1.000		31. 12. 2022	31. 12. 2021
Vse valute razen EUR	-5%	(101.2)	(7.5)
Vse valute razen EUR	-10%	(202.4)	(15.0)
Vse valute razen EUR	-20%	(404.7)	(30.1)
CHF	-5%	(0.9)	(1.3)
CHF	-10%	(1.8)	(2.7)
CHF	-20%	(3.6)	(5.3)
USD	-5%	12.8	5.1
USD	-10%	25.7	10.1
USD	-20%	51.3	20.2

Izvedeni finančni instrumenti

Banka razvršča svoje izvedene finančne instrumente v pogodbe vezane na obrestno mero, pogodbe vezane na devizni tečaj, pogodbe vezane na vrednostne papirje ter kategorijo kreditnih in drugih izvedenih finančnih instrumentov.

V vsaki od navedenih kategorij Banka dodatno razlikuje med instrumenti, s katerimi se trguje na prostem trgu (OTC), in instrumenti, s katerimi se trguje na priznanih borzah. Večino portfelja izvedenih finančnih instrumentov še vedno predstavljajo instrumenti, s katerimi se trguje na prostem trgu (OTC).

Banka je poslovni partner podjetjem, ki sklepajo navadne in strukturirane posle. Banka pozicije nemudoma zapre, da ne bi prekoračila vzpostavljenih limitov.

Banka uporablja izvedene finančne instrumente tudi za upravljanje s strukturo svoje bilance.

Za namene upravljanja portfeljev in upravljanja tveganj se pogodbe vrednotijo po trenutnih cenah z uporabo preverjenih in priznanih modelov. Tržne vrednosti izkazujejo vrednosti pogodb na dan priprave bilance, pri čemer pozitivne tržne vrednosti OTC pogodb nakazujejo obseg kreditnega tveganja nasprotne stranke, ki izhaja iz zadevnih transakcij.

Poročilo o upravljanju s tveganji

Obseg izvedenih finančnih instrumentov na dan 31. 12. 2022

EUR 1.000	Znesek pogodbe		Vrednotenje (pozitivno)		Vrednotenje (negativno)	
	Trgovalna knjiga	Bančna knjiga	Trgovalna knjiga	Bančna knjiga	Trgovalna knjiga	Bančna knjiga
1. IFI vezani na obrestno mero	1.151.799	1.526.450	70.570	103.224	64.643	74.797
a) Obrestne opcije	225.000	-	26.535	-	21.415	-
b) Eno valutne zamenjave obrestnih mer	926.799	1.526.450	44.035	103.224	43.229	74.797
c) Terminalske pogodbe na obrestno mero	-	-	-	-	-	-
d) Standardizirane terminalske pogodbe	-	-	-	-	-	-
e) Ostalo	-	-	-	-	-	-
2. Transakcije povezane z vrednostnimi papirji	-	-	-	-	-	-
a) Opcije vezane na lastniške vrednostne papirje	-	-	-	-	-	-
b) Zamenjave vezane na vrednostne papirje	-	-	-	-	-	-
c) Terminalske pogodbe vezane na vrednostne papirje	-	-	-	-	-	-
d) Standardizirane terminalske pogodbe	-	-	-	-	-	-
e) Ostalo	-	-	-	-	-	-
3. IFI vezani na tujo valuto in zlato	433.062	83.782	5.046	-	4.901	6.894
a) Valutne opcije	33.752	-	214	-	213	-
b) Medvalutne zamenjave obrestnih mer	61.778	83.782	767	-	712	6.894
c) Terminalske posli na tuje valute	337.532	-	4.065	-	3.975	-
d) Standardizirane terminalske pogodbe	-	-	-	-	-	-
e) Ostalo	-	-	-	-	-	-
4. IFI vezani na blago	-	-	-	-	-	-
5. Ostali IFI	-	-	-	-	-	-
Skupaj	1.584.861	1.610.232	75.616	103.224	69.544	81.691

Obseg izvedenih finančnih instrumentov na dan 31. december 2021

EUR 1.000	Znesek pogodbe		Vrednotenje (pozitivno)		Vrednotenje (negativno)	
	Trgovalna knjiga	Bančna knjiga	Trgovalna knjiga	Bančna knjiga	Trgovalna knjiga	Bančna knjiga
1. IFI vezani na obrestno mero	1.049.157	1.379.770	20.139	12.852	18.030	15.916
a) Obrestne opcije	225.000	-	12.591	-	10.533	-
b) Eno valutne zamenjave obrestnih mer	823.860	1.379.770	7.548	12.852	7.497	15.916
c) Terminalske pogodbe na obrestno mero	-	-	-	-	-	-
d) Standardizirane terminalske pogodbe	297	-	-	-	-	-
e) Ostalo	-	-	-	-	-	-
2. Transakcije povezane z vrednostnimi papirji	-	-	-	-	-	-
a) Opcije vezane na lastniške vrednostne papirje	-	-	-	-	-	-
b) Zamenjave vezane na vrednostne papirje	-	-	-	-	-	-
c) Terminalske pogodbe vezane na vrednostne papirje	-	-	-	-	-	-
d) Standardizirane terminalske pogodbe	-	-	-	-	-	-
e) Ostalo	-	-	-	-	-	-
3. IFI vezani na tujo valuto in zlato	257.341	103.088	2.040	-	1.992	3.681
a) Valutne opcije	10.595	-	132	-	132	-
b) Medvalutne zamenjave obrestnih mer	83.782	103.088	483	-	863	3.681
c) Terminalske posli na tuje valute	162.964	-	1.424	-	997	-
d) Standardizirane terminalske pogodbe	-	-	-	-	-	-
e) Ostalo	-	-	-	-	-	-
4. IFI vezani na blago	8.604	-	511	-	512	-
5. Ostali IFI	-	-	-	-	-	-
Skupaj	1.315.103	1.482.857	22.690	12.852	20.534	19.597

Poročilo o upravljanju s tveganji

Na dan 31. decembra 2022 in 2021 je imela Banka v portfelju naslednje obrestne zamenjave kot instrumente za varovanje pred tveganjem poštene vrednosti pred obrestnim tveganjem:

EUR 1.000	31. 12. 2022			31. 12. 2021		
	Povprečna fiksna obrestna mera	Nominalna vrednost	Poštena vrednost	Povprečna fiksna obrestna mera	Nominalna vrednost	Poštena vrednost
Varovana postavka – dolžniški vrednostni papirji	0.48	262,799	220,834	0.25	253,505	241,821
Manj kot 1 leto	-0.31	7,100	7,042	0.00	44,110	44,167
do 5 let	0.39	104,210	97,314	0.41	98,200	100,160
nad 5 let	0.57	151,489	116,478	0.24	111,195	97,493
Instrument varovanja – obrestne zamenjave za dolžniške vrednostne papirje	0.409	279,139	32,120	0.323	269,845	-2,305
Do 1 leta	-0.310	7,100	44	-0.001	44,110	-59
do 5 let	0.419	120,230	7,093	0.410	98,200	-1,826
nad 5 let	0.420	151,809	24,983	0.400	127,535	-419
Varovana postavka – depoziti strank	0.615	634,000	73,651	0.578	548,800	-5,266
Manj kot 1 leto	1.715	12,300	57	1.839	12,300	-131
do 5 let	0.735	47,697	3,001	1.087	46,125	-1,414
nad 5 let	0.464	574,003	70,593	0.162	490,375	-3,720
Instrument varovanja – obrestna zamenjava za depozite strank	0.615	634,000	-73,651	0.578	548,800	5,266
Do 1 leta	1.715	12,300	-57	1.839	12,300	131
do 5 let	0.735	47,697	-3,001	1.087	46,125	1,414
nad 5 let	0.464	574,003	-70,593	0.162	490,375	3,720
Varovana postavka – posojila strankam	0.563	613,223	432,000	0.407	561,031	461,260
Manj kot 1 leto	-0.320	49,000	48,624	-0.473	30,000	30,004
do 5 let	0.256	142,766	134,108	-0.131	92,150	92,464
nad 5 let	0.657	421,457	249,267	0.486	438,881	338,792
Instrument varovanja – obrestna zamenjava za posojila strankam	0.563	613,311	70,696	0.407	561,125	-5,648
Do 1 leta	-0.320	49,000	362	-0.233	32,400	-23
do 5 let	0.267	150,275	8,663	-0.090	95,315	-381
nad 5 let	0.663	414,036	61,672	0.491	433,410	-5,244

Spodaj so predstavljene obrestne zamenjave za varovanje denarnega toka pred obrestnim tveganjem:

EUR 1.000	31. 12. 2022		31. 12. 2021	
	Nominalna vrednost	Poštena vrednost	Nominalna vrednost	Poštena vrednost
Varovana postavka – posojila strankam	80,190		101,287	
Manj kot 1 leto	302		632	
do 5 let	9,890		9,494	
nad 5 let	69,998		91,161	
Instrument varovanja – medvalutne zamenjave za posojila strankam	77,025	-7,001	99,096	-3,769
Do 1 leta	20,789	-2,065	9,174	-505
do 5 let	9,174	-971	39,096	-1,669
nad 5 let	47,061	-3,965	50,826	-1,595

Kapitalsko tveganje

Kapitalsko tveganje je možnost nihanja cen, ki vpliva na pošteno vrednost naložb in drugih instrumentov, ki svojo vrednost črpajo iz določene naložbe. Primarna izpostavljenost kapitalskemu tveganju izhaja dejstva, da Banka poseduje lastniške naložbe po pošteni vrednosti skozi poslovni izid in po pošteni vrednosti prek drugega vseobsegajočega donosa. V letu 2022 Banka ni imela pozicij v lastniških finančnih instrumentih.

Maksimalni RWA za tržno tveganje

Maksimalni RWA za tržno tveganje (%) predstavlja delež RWA za tržno tveganje v celotnem RWA. Tveganje se spremlja glede na ciljne (target), sprožilne (trigger) in limitne vrednosti znotraj Okvirja za prevzemanje tveganj. Ciljna vrednost je postavljena v skladu s predvidenim RWA za tržno tveganje, medtem ko se sprožilne in limitne vrednosti spremljajo, da se ugotovi največje odstopanje od ciljne vrednosti, na splošno pa odražajo namen Banke, da ohrani osredotočenost na komercialno bančništvo.

Likvidnostno tveganje je opredeljeno kot tveganje, da banka ne bo zmožna izpolniti svojih pričakovanih ali nepričakovanih plačilnih obveznosti, sedanjih in prihodnjih, ne da bi ogrozila svoje vsakodnevno poslovanje ali finančno stanje. Posledica je lahko neizpolnjevanje obveznosti poplačila vlagateljev in izpolnjevanje obveznosti kreditiranja. Ta vrsta tveganja je neločljivo povezana z bančnim poslovanjem in jo lahko sprožijo dogodki, specifični za institucijo, kot je znižanje bonitetne ocene, ali dogodki na celotnem trgu, kot je izpad sistema ali motnje na trgu kapitala in denarja.

Banka si prizadeva vzdrževati likvidnost na ravni, ki ji omogoča financiranje poslovanja po najboljših pogojih v normalnih okoliščinah poslovanja in vedno sposobna poravnati plačilne obveznosti. V ta namen banka izpolnjuje zakonske in regulativne zahteve.

Banka obravnava likvidnostno tveganje kot centralno tveganje v bančnem poslovanju in z njim upravlja na celovit in strukturiran način. Postopki, odgovornosti in linije poročanja na področju likvidnosti so zapisane v likvidnostni politiki in vključujejo tudi krizni načrt v primeru likvidnostne krize.

Likvidnostni okvir Banke temelji na modelu neusklajenosti likvidnostnega tveganja, za katerega so značilna naslednja temeljna načela:

- upravljanje kratkoročnega likvidnostnega tveganja (operativna likvidnost), ki upošteva dogodke, ki bodo vplivali na likvidnostni položaj banke od 1 dneva do enega leta. Primarni cilj je ohraniti sposobnost banke za izpolnjevanje svojih rednih in izrednih plačilnih obveznosti ob minimiziranju ustreznih stroškov;
- upravljanje strukturnega likvidnostnega tveganja (strukturno tveganje), ki obravnava dogodke, ki bodo vplivali na likvidnostni položaj banke v enem letu. Primarni cilj je ohranjanje ustreznega razmerja med srednje/dolgoročnimi obveznostmi ter srednjeročnimi in dolgoročnimi sredstvi, da se izognemo pritiskom na kratkoročne vire financiranja (tako trenutne kot bodoče), hkrati pa optimiziramo stroške financiranja;
- stresni testi: Likvidnostno tveganje je dogodek z majhno verjetnostjo in velikim vplivom. Zato je stresno testiranje odlično orodje za odkrivanje potencialnih ranljivosti v bilanci stanja. Banka uporablja več scenarijev, od splošne tržne krize do idiosinkratične krize in kombinacijo le-teh.

V tem kontekstu modeli za upravljanje likvidnosti upoštevajo vsa sredstva, obveznosti, zunajbilančne pozicije ter tudi sedanje in prihodnje dogodke, ki ustvarjajo določene ali potencialne denarne tokove za banko, s čimer ščitijo banko pred tveganji v zvezi z transformacija zrelosti.

Poleg ustreznega likvidnostnega blažilnika za soočanje z nepričakovanimi odlivi ter robustnega in rednega posodobljenega testiranja izjemnih situacij so glavni dejavniki za zmanjšanje likvidnosti:

- natančen načrt kratkoročnih in srednje- do dolgoročnih likvidnostnih potreb;
- učinkovita politika likvidnosti v primeru izrednih razmer z izvedljivim in posodobljenim akcijskim načrtom za izredne razmere, ki se izvede v primeru tržne krize;
- sistem zgodnjih opozorilnih indikatorjev za predvidevanje morebitne likvidnostne krize in dajanje dovolj časa banki, da ponovno vzpostavi varen likvidnostni profil.

Kratkoročna likvidnost

Pod kratkoročno likvidnostjo Banka razume upravljanje likvidnosti znotraj delovnega dne in upravljanje z dnevnimi potrebami po refinanciranju. Prvi pristop je osredotočen na dostop do zadostne likvidnosti tekom dneva za pokrivanje vseh obveznosti, pričakovanih ali nepričakovanih, ki jih Banka lahko ima do plačilnih in poravnalnih sistemov ter vključuje sprotno spremljanje obsežnejših plačil in velikosti zavarovanja v plačilnih sistemih.

Kratkoročne (dnevne) potrebe po refinanciranju Banka pokriva z aktivnim sodelovanjem na medbančnem trgu v odvisnosti od tržnih gibanj in dejavnikov identificiranih v mesečnem načrtu refinanciranja. Dnevno nadziranje presežkov in primanjkljajev v kratkoročni likvidnosti zagotavlja, da so dnevne potrebe po refinanciranju omejene.

Poročilo o upravljanju s tveganji

Za namen upravljanja kratkoročne likvidnosti se uporablja metrika operativne lestvice zapadlosti. Sestavljajo ga neto pogodbeni denarni tokovi (vhodi/odlivi), ki vplivajo na denarni položaj pri centralnih bankah ali na »računu Nostro«. Zato ti tokovi neposredno vplivajo na "osnovno likvidnost" banke v vnaprej določenih časovnih okvirih. Omejitve količine za zapadlost do treh mesecev so vzpostavljene in se dnevno spremljajo. Omejitve obsega so določene na agregirani ravni kot tudi za posamezne glavne valute, da se omeji tveganje potrebe po nadaljnjem financiranju v primeru, da trgi tujih valut usahnejo. Operativna lestvica zapadlosti je vključena v okvir nagnjenosti k tveganju (RAF) z omejitvijo 0 za 3-mesečno skupino in je primarni kazalnik povrnitve likvidnosti v načrtu za sanacijo in reševanje. Banka sprejme tudi denarni horizont kot sintetični kazalnik ravni kratkoročnega likvidnostnega tveganja. Denarni horizont določa število dni, po katerih zadevni subjekt ne more več izpolnjevati svojih likvidnostnih obveznosti, kot je izraženo v operativni lestvici zapadlosti, potem ko je izčrpal razpoložljivo izravnalno zmogljivost. V letu 2022 je bil denarni horizont Banke daljši od 1 leta.

Z regulatornega vidika likvidnostno rezervo predstavlja znesek visokokakovostnih likvidnih sredstev (HQLA). To je števec količnika likvidnostnega kritja (LCR), ki je glavna metrika za ocenjevanje in spremljanje ustreznosti zalog visokokakovostnih likvidnih sredstev (HQLA) banke pod stresom za kratkoročno obdobje do 30 dni.

LCR je vključen v okvir nagnjenosti k tveganjem (RAF) Banke kot primarni (Pillar 1) indikator za kratkoročno likvidnost. Obenem je LCR primarni kazalec likvidnosti Banke v načrtu za okrevanje in zaprtje (recovery and resolution).

Količnik likvidnostnega kritja (LCR) predstavlja razmerje med visoko kvalitetnimi likvidnimi sredstvi (HOLA) in pričakovanimi neto denarnimi odlivi, pri čemer vrednost LCR nad 100 % (minimalna regulativna zahteva) zagotavlja, da so likvidna sredstva zadostna, da lahko pokrijejo neto denarne odlive v obdobju 30 dni. Visokokakovostna likvidna sredstva (HQLA) vključujejo sredstva, ki jih je mogoče enostavno in takoj pretvoriti v denar z malo ali nič izgube vrednosti tudi v obdobjih hudega idiosinkratičnega in tržnega stresa. Sestavljena so iz gotovine, rezerv centralne banke (na voljo v času stresa), ki jih je mogoče dvigniti, in vrednostnih papirjev (neobremenjenih). Neto denarni odlivi predstavljajo razliko med denarnimi odlivi (bilančnimi in zunajbilančnimi) ter pričakovanimi denarnimi prilivi v naslednjih 30 dneh. Denarni prilivi, ki lahko pokrijejo odlive, so omejeni na 75 % celotnih pričakovanih denarnih odlivov.

Razvoj LCR se spremlja tedensko. Mesečna analiza dinamike LCR, kot tudi projekcije in analiza občutljivosti, se poročajo lokalnemu Odboru za finančna tveganja.

	31. 12. 2022	31. 12. 2021
LCR % Banka	234.1 %	203.6 %
Visokokakovostna likvidna sredstva '000 000 EUR	944	753
Neto denarne odlivi '000 000 EUR	403	370

LCR se je ob koncu leta v primerjavi s preteklim letom zmanjšal predvsem zaradi povečanja novih posojil strank. To odraža tako poslovni razvoj kot tudi soliden likvidnostni položaj Banke.

Strukturna likvidnost

Upravljanje s strukturno likvidnostjo dopolnjuje upravljanje s kratkoročno likvidnostjo in se osredotoča na srednjeročno in dolgoročno upravljanje likvidnosti. Njen namen je omejiti izpostavljenosti refinanciranja nad eno leto in tako kratkoročno zmanjšati potrebe po refinanciranju. Ohranjanje ustreznega razmerja med srednjeročnimi in dolgoročnimi obveznostmi ter sredstvi je namenjeno preprečevanju pritiskov na kratkoročne vire, sedanje ali prihodnje.

Standardni ukrepi, sprejeti v ta namen, so naslednji:

- razpršitev ročnosti financiranja z namenom zmanjšanja uporabe manj stabilnih virov financiranja, medtem pa optimizirati stroške financiranja;
- financiranje rasti s strateškimi aktivnostmi financiranja z določljivo najustrežnejših ročnosti (letni načrt financiranja);
- uravnoteženje srednje/dolgoročnih potreb po veleprodajnem financiranju s potrebo po minimiziranju stroškov z diverzifikacijo virov, nacionalnih trgov, valut izdaje in uporabljenih instrumentov (realizacija letnega načrta financiranja).

Količnik neto stabilnih virov financiranja (NSFR) je primarni kazalec za spremljanje strukture likvidnostne pozicije Banke, kot opisuje CRR2. Količnik neto stabilnih virov financiranja (NSFR) je razmerje med razpoložljivim in zahtevanim zneskom stabilnih virov financiranja. Določa minimalno sprejemljivo znesek srednjeročnega financiranja pred sredstvi in aktivnostmi Banke. Njegov cilj je omejiti prekomerno zanašanje na kratkoročno financiranje na debelo v času živahne likvidnosti trga in spodbuditi boljšo oceno likvidnostnega tveganja v vseh bilančnih in zunajbilančnih postavkah. NSFR je opredeljen kot primarni kazalec strukturne likvidnosti v okviru nagnjenosti k tveganjem (RAF) Banke in je vključen kot primarni kazalec likvidnosti Banke v načrtu za okrevanje in zaprtje.

NSFR se spremlja mesečno. O razvoju stanja strukturne likvidnosti Banke kot tudi o metriki NSFR se poroča lokalnemu Odboru za finančna tveganja.

	31. 12. 2022	31. 12. 2021
NSFR % Banka	147.2 %	133.0 %
Skupaj ASF '000 000 EUR	2.192	2.377
Skupaj RSF '000 000 EUR	1.489	1.787

V primerjavi s preteklim letom se je NSFR povečal predvsem zaradi povečanja novih depozitov strank.

Poleg regulativnega vidika, ki ga ponuja količnik neto stabilnega financiranja, je bila uvedena notranja metrika, imenovana količnik strukturne likvidnosti, da se okrepi obvladovanje strukturnega likvidnostnega tveganja z ekonomskega vidika, torej ob upoštevanju likvidnostnega tveganja, ki izhaja iz različne postavke bilance stanja z vidika notranjih modelov. SLR je opredeljen kot razmerje med kumuliranimi obveznostmi v segmentu 1 leta in kumuliranimi sredstvi v segmentu 1 leta. Od leta 2021 je SLR vključen v RAF samo z namenom spremljanja, leta 2022 pa je postal redna metrika RAF z dodeljenim limitom. Dve meritvi predstavljata regulativni in menedžerski pogled na pozicijo strukturne likvidnosti: NSFR (v skladu z uredbo CRR2) temelji na regulativnih utežeh, SLR pa na notranjih ekonomskih modelih.

	31. 12. 2022	31. 12. 2021
SLR % Bank	99.4 %	100.5 %
Kumulativne Obveznosti >1Y '000 000 EUR	1.562	1.786
Kumulativna Sredstva >1Y '000 000 EUR	1.571	1.777

Druga ključna strukturna metrika, namenjena merjenju potreb po financiranju, ki izhajajo iz poslovne dejavnosti Banke, je vrzel v financiranju (funding gap). Meri potrebo po financiranju, ki ga mora Banka financirati na veleprodajnem trgu. Kazalnik je vključen v okvir nagnjenosti k tveganju z namenom spremljanja in upravljanja stopnje pokritosti s financiranjem neto posojil strankam, ki prihajajo iz virov financiranja, ki niso pridobljeni izključno prek dejavnosti Zakladništva/Financ.

Testiranje stresnih scenarijev

Testiranje stresnih scenarijev je tehnika obvladovanja tveganja, ki se uporablja za ovrednotenje možnih učinkov določenega dogodka in/ali gibanja niza finančnih spremenljivk na finančno stanje banke. Kot orodje, usmerjeno v prihodnost, likvidnostni stresni test diagnosticira likvidnostno tveganje banke. rezultati testiranja stresnih scenarijev se uporabljajo zlasti za:

- določitev limitov likvidnosti tako v kvantitativnem kot v kvalitativnem smislu;
- načrtovati in izvajati transakcije alternativnega financiranja za namene izravnave likvidnostnih odlivov;
- strukturirati/spremeniti likvidnostni profil sredstev banke;
- podpora razvoju likvidnostnega načrta za krizne razmere.

Upoštevane so naslednje tri vrste potencialne likvidnostne krize:

- tržna (sistemska, globalna ali sektorska): gre za scenarij upada trga. Ta scenarij je sestavljen iz nenadnega pretresa na denarnem in kapitalnem trgu, ki ga lahko povzročijo zaprtje (ali omejen dostop) do trga/poravnalnega sistema, kritični politični dogodki, državna kriza, kreditni krč itd.;
- specifično za UniCredit banko ali njen del (idiosinkratično): kriza ugleda/imena; predpostavke so lahko operativno tveganje, dogodki v zvezi s poslabšano percepcijo tveganja ugleda Banke in znižanje bonitetne ocene;
- kombinacija tržne in specifične krize: kombinirani scenarij.

Kombinirani scenarij je opredeljen kot splošen negativni razvoj v tržnem okolju in tudi kot dejanski ali tržno hipotetični problem, specifičen za Banko.

Časovni okvir za stresni test je 1 leto. Rezultati stresnih testov se spremljajo mesečno in se redno predstavljajo ter obravnavajo na Odboru za finančna tveganja. Z zagotavljanjem ustreznega obsega virov financiranja banka zagotavlja, da njene potencialne zmožnosti refinanciranja v vsakem trenutku presegajo potrebe po financiranju, predvidene v opredeljenih scenarijih.

Načrt financiranja

Načrt financiranja ima ključno vlogo pri celotnem upravljanju likvidnosti, saj vpliva tako na kratkoročni kot strukturni položaj. Načrt financiranja, razvit dosledno s trajnostno analizo porabe in virov, tako na kratkoročnih kot strukturnih pozicijah, se pripravi vsako leto, da se določi obseg potreb Banke po financiranju v prihodnjem letu. Izvede se tudi pregled ob polovici leta, da se zajame bistvene spremembe v poslovnem okolju in strategiji financiranja. Načrt financiranja vključuje dodatne ukrepe financiranja, ki so potrebni za podporo rasti poslovanja, ter ukrepe za

Poročilo o upravljanju s tveganji

nadomestitev virov financiranja, ki zapadejo v naslednjem letu. Medtem ko načrt oblikuje enota za upravljanje sredstev in obveznosti (ALM & Funding), ga neodvisno ocenjuje funkcija za tržno in likvidnostno tveganje (Enota za nefinančna in finančna tveganja). Končni cilj načrta financiranja je zagotoviti, da je struktura financiranja Banke diversificirana tako glede profilov ročnosti kot virov financiranja. Pravočasna izvedba načrta financiranja se stalno spremlja v okviru postopka spremljanja razvoja sredstev in obveznosti.

Politika upravljanja z likvidnostjo v zaostrenih likvidnostnih razmerah

Likvidnostna kriza je dogodek z velikim vplivom in nizko verjetnostjo. Če bi prišlo do likvidnostne krize, je nujno, da Banka ukrepa pravočasno, da bi zmanjšala morebitne moteče posledice krize. Politika likvidnosti v zaostrenih razmerah ima za cilj zagotavljanje razpoložljivosti učinkovitega organizacijskega modela za obvladovanje negativnih učinkov likvidnostne krize. Ureja obvladovanje morebitnih likvidnostnih šokov za Banko, kadarkoli nastanejo.

Temeljni del politike upravljanja z likvidnostjo v zaostrenih likvidnostnih razmerah je načrt financiranja v zaostrenih razmerah. Le-ta je sestavljen iz vrste posebnih upravljaljskih ukrepov skupaj z opisom likvidnostnih instrumentov, ki so na voljo v kriznih razmerah. Vsak instrument financiranja v zaostrenih razmerah vsebuje ocenjen obseg, čas za izvedbo in vpliv na ključne kazalnike likvidnosti pod stresom.

Vzpostavljen je poseben sistem zgodnjih opozorilnih kazalnikov za stalno spremljanje stresnih situacij, ki lahko med drugim izvirajo iz trga, sektorja ali posebnega dogodka. Temeljijo na makroekonomskih ali tržnih kazalnikih, ki odražajo tudi naravnost denarne politike spremenljivk centralnih bank, ali na posebnih notranjih meritvah. Sistem kazalnikov zgodnjega opozarjanja pomaga prepoznati nastajajoče ranljivosti v položaju likvidnostnega tveganja banke ali morebitnih potrebah po financiranju, kar sproži potencialni odziv višjega vodstva.

Za vsako metriko je sprejet »pristop semaforja«, da bi imeli dovolj časa za obveščanje višjega vodstva o poslabšanju stanja in omogočili uvedbo ustreznih ukrepov za ponovno vzpostavitev običajnega stanja.

Ocena likvidnostnega položaja ob koncu leta

Banka je skozi celotno leto 2022 ohranila trden likvidnostni profil.

Banka upravlja z neusklajenostjo zapadlosti sredstev in obveznosti tako, da ima oblikovano zadostno likvidnostno rezervo v obliki vrednostnih papirjev in kreditov, ki sodijo med primerno finančno premoženje po merilih ECB.

Razkritja obremenitev sredstev na dan 31. 12. 2022

EUR 1.000					
Sredstva	Knjigovodska vrednost obremenjenih sredstev	Poštena vrednost obremenjenih sredstev	Knjigovodska vrednost neobremenjenih sredstev	Poštena vrednost neobremenjenih sredstev	
Sredstva institucije poročevalke	328.936	32.403	3.017.485	300.642	
Kreditni na odpoklic	24.062		713.413		
Lastniški instrumenti			24.339	24.339	
Dolžniški vrednostni papirji	32.307	32.403	275.824	276.303	
Kreditni in druga finančna sredstva, razen kreditov na odpoklic	272.567		1.858.579		
Druga sredstva			145.330		

Banka

EUR 1.000			
Obremenjena sredstva/prejeto zavarovanje s premoženjem in povezane obveznosti	Povezane obveznosti, pogojne obveznosti ali posojeni vrednostni papirji	Sredstva, prejeta zavarovanja s premoženjem in izdani lastni dolžniški vrednostni papirji, razen kritih obveznic in s premoženjem zavarovanih vrednostnih papirjev, ki so obremenjeni	
Knjigovodska vrednost izbranih finančnih obveznosti		319.105	290.429
Izvedeni finančni instrumenti		85.560	720
Vloge		233.546	289.709
Drugi viri obremenitve			38.507
Vsi drugi viri obremenitve		319.105	328.936

Razkritja obremenitev sredstev na dan 31. 12. 2021

EUR 1.000				
Sredstva	Knjigovodska vrednost obremenjenih sredstev	Poštena vrednost obremenjenih sredstev	Knjigovodska vrednost neobremenjenih sredstev	Poštena vrednost neobremenjenih sredstev
Sredstva institucije poročevalke	530.054	230.293	2.551.870	92.564
Kreditni na odpoklic	21.203		722.438	
Lastniški instrumenti			25.271	25.271
Dolžniški vrednostni papirji	229.586	230.293	67.293	67.293
Kreditni in druga finančna sredstva, razen kreditov na odpoklic	279.265		1.656.814	
Druga sredstva			80.054	

Banka

EUR 1.000		
Obremenjena sredstva/prejeto zavarovanje s premoženjem in povezane obveznosti	Povezane obveznosti, pogojne obveznosti ali posojeni vrednostni papirji	Sredstva, prejeta zavarovanja s premoženjem in izdani lastni dolžniški vrednostni papirji, razen kritih obveznic in s premoženjem zavarovanih vrednostnih papirjev, ki so obremenjeni
Knjigovodska vrednost izbranih finančnih obveznosti	470.162	490.324
Izvedeni finančni instrumenti	26.708	9.474
Vloge	443.454	480.850
Drugi viri obremenitve		39.730
Vsi drugi viri obremenitve	470.162	530.054

Poročilo o upravljanju s tveganji

Bilanca stanja Banke po zapadlosti na dan 31. 12. 2022

EUR 1.000 Vsebina	Na vpogled	Do 1 meseca	Od 1 - 3 mesecev	Od 3 - 12 mesecev	Od 1 - 5 let	Nad 5 let	Skupaj
Denar v blagajni, stanje na računih pri CB in vpogledne vloge pri bankah	173.900	572.063	0	0	0	0	745.963
Finančna sredstva v posesti za trgovanje	0	1.472	2.444	12.841	50.155	56.487	123.398
Finančna sredstva merjena po pošteni vrednosti prek IPI	0	0	0	0	0	2.373	2.373
Finančna sredstva merjena po pošteni vrednosti pred drugega vseobsegajočega donosa	0	92	18.416	19.491	142.916	133.995	314.909
Finančna sredstva merjena po odplačni vrednosti	7.544	178.447	120.139	397.007	883.309	790.721	2.377.166
Dolžniški vrednostni papirji	0	59	19.064	45	244	14.503	33.914
Druga finančna sredstva	2.879	20.894	0	0	0	0	23.773
Kreditni bankam	0	51.399	606	12.430	0	716	65.150
Kreditni strankam, ki niso banke	4.665	106.095	100.469	384.532	883.065	775.502	2.254.329
Sredstva - IFI namenjeni varovanju	0	411	2.337	15.541	74.772	129.028	222.088
Spremembe poštene vrednosti skupine varovanih postavk pred obrestnim tveganjem	0	0	(105)	(254)	(8.674)	(63.963)	(72.996)
Naložbe v kapital odvisnih družb	0	0	0	0	0	0	0
Opredmetena osnovna sredstva	0	0	0	0	0	12.493	12.493
Neopredmetena dolgoročna sredstva	0	0	0	0	0	13.608	13.608
Terjatve za davek od dohodkov pravnih oseb	0	0	0	0	698	0	698
Druga sredstva	1	2.030	0	0	0	48	2.079
Nekratkoročna sredstva v posesti za prodajo in ustavljeno poslovanje	1.862	264	0	0	0	(6)	2.120
SREDSTVA	183.307	754.779	143.231	444.625	1.143.175	1.074.784	3.743.900
Finančne obveznosti v posesti za trgovanje	0	1.415	2.394	12.820	49.962	50.849	117.439
Finančne obveznosti merjene po odplačni vrednosti	0	0	0	0	0	0	0
Dolžniški vrednostni papirji	2.100.917	271.243	118.001	298.736	144.735	7.524	2.941.155
Druge finančne obveznosti	0	0	200	595	20.300	0	21.095
Kreditni banke in centralnih bank	0	39.482	0	292	1.239	7.225	48.238
Vloge bank in centralnih bank	0	0	0	194.208	39.513	0	233.720
Vloge strank, ki niso banke	9.793	89.135	0	1.969	1.004	0	101.901
Obveznosti - IFI namenjeni varovanju	2.091.124	142.626	117.800	101.673	82.678	299	2.536.200
Sprememba poštene vrednosti skupine varovanih postavk pred obrestnim tveganjem	0	1.953	2.240	12.555	51.429	93.720	161.897
Rezervacije	(73.939)	0	0	0	0	0	(73.939)
Obveznosti za DDPO	118	485	757	1.898	13.953	2.695	19.905
Druge obveznosti	0	0	0	4.164	0	0	4.164
Obveznosti, vključene v skupine za odtujitev, razvrščene kot namenjene prodaji	0	3.560	0	0	0	600	4.160
Osnovi kapital	0	0	0	0	0	20.384	20.384
Kapitalske rezerve	0	0	0	0	0	107.760	107.760
Akumulirani drugi vseobsegajoči donos	0	0	0	0	0	-1.879	-1.879
Rezerve iz dobička	0	0	0	0	0	99.778	99.778
Zadržani dobiček	0	0	0	0	0	84.201	84.201
Obveznosti do virov sredstev in kapital	2.027.096	278.656	123.392	330.173	260.079	465.631	3.485.025
Razhajanje	1.843.789	(476.123)	(19.839)	(114.452)	(883.096)	(609.153)	(258.875)

Bilanca stanja Banke po zapadlosti na dan 31. 12. 2021

EUR 1.000	Na vpogled	Do 1 meseca	Od 1 - 3 mesecev	Od 3 - 12 mesecev	Od 1 - 5 let	Nad 5 let	Skupaj
Denar v blagajni, stanje na računih pri CB in vpogledne vloge pri bankah	751.779	0	0	0	0	0	751.779
Finančna sredstva v posesti za trgovanje	0	1.395	1.018	945	2.913	17.419	23.692
Finančna sredstva merjena po pošteni vrednosti prek IPI	0	0	0	0	0	2.323	2.323
Finančna sredstva merjena po pošteni vrednosti pred drugega vseobsegajočega donosa	0	(2.206)	41.887	8.436	119.304	135.842	303.264
Finančna sredstva merjena po odplačni vrednosti	7.270	109.365	102.920	310.888	842.077	732.400	2.104.919
Dolžniški vrednostni papirji	0	(13)	67	45	19.270	14.537	33.905
Druga finančna sredstva	1.034	1.738	0	0	0	0	2.772
Kreditni bankam	1	44.201	0	176	0	9.475	53.850
Kreditni strankam, ki niso banke	6.236	63.439	102.853	310.668	822.808	708.389	2.014.392
Sredstva - IFI namenjeni varovanju	-	4	17	153	1.539	11.139	12.852
Spremembe poštene vrednosti skupine varovanih postavk pred obrestnim tveganjem	-	-	-	22	303	4.771	5.096
Naložbe v kapital odvisnih družb	-	-	-	-	-	-	-
Opredmetena osnovna sredstva	-	-	-	-	-	14.728	14.728
Neopredmetena dolgoročna sredstva	-	-	-	-	-	14.133	14.133
Terjatve za davek od dohodkov pravnih oseb	-	-	-	-	-	-	-
Druga sredstva	-	2.447	-	-	-	64	2.511
Sredstva	758.956	111.005	145.842	320.444	966.135	932.819	3.235.202
Finančne obveznosti v posesti za trgovanje	-	458	986	896	2.900	15.295	20.535
Finančne obveznosti merjene po odplačni vrednosti	-	-	-	-	-	-	-
Dolžniški vrednostni papirji	1.899.339	201.145	44.580	154.767	402.807	28.496	2.731.133
Druge finančne obveznosti	-	-	-	-	-	18.000	18.000
Kreditni banke in centralnih bank	-	18.601	-	41	1.606	9.886	30.133
Vloge bank in centralnih bank	-	-	-	39.866	403.937	-	443.803
Vloge strank, ki niso banke	9.803	9.630	-	5.546	-	-	24.979
Obveznosti - IFI namenjeni varovanju	1.889.535	172.758	44.287	109.251	2.846	571	2.219.249
Sprememba poštene vrednosti skupine varovanih postavk pred obrestnim tveganjem	-	487	77	26	4.089	14.918	19.597
Rezervacije	4.556	-	-	-	-	-	4.556
Obveznosti za DDPO	66	432	40	1.554	17.299	3.779	23.169
Druge obveznosti	-	-	-	447	1.158	-	1.605
Obveznosti, vključene v skupine za odtujitev, razvrščene kot namenjene prodaji	-	3.687	-	-	-	505	4.192
Osnovi kapital	-	-	-	-	-	20.384	20.384
Kapitalske rezerve	-	-	-	-	-	107.760	107.760
Akumulirani drugi vseobsegajoči donos	-	-	-	-	-	6.150	6.150
Rezerve iz dobička	-	-	-	-	-	99.778	99.778
Zadržani dobiček	-	-	-	-	-	12.819	12.819
Obveznosti do virov sredstev in kapital	1.903.960	206.209	45.682	157.690	428.254	339.896	3.081.690
Razhajanje	1.145.004	95.204	(100.160)	(162.754)	(537.881)	(592.923)	(153.512)

Poročilo o upravljanju s tveganji

Opombe k tabeli:

V tabeli so prikazane nediskontirane postavke izkaza finančnega položaja Banke glede na njihovo pogodbeno zapadlost.

2) Prihodnja izplačila kuponov so vključena v pogled.

3) Nediskontirani denarni tokovi za posle z izvedenimi finančnimi instrumenti so vključeni v tabelo glede na zapadlost.

4) Zunajbilančne obveznosti (kot so izdana jamstva in prevzeta posojila) niso vključene v prikaz; zajete so v izračunu LCR ("odlivi" za te postavke se izračunajo z uporabo stopenj odliva LCR, usklajenih z Delegiranim aktom o LCR) in v poročilih za upravljanje likvidnostnega tveganja (npr. test likvidnostnih razmer).

Pričakovani denarni tokovi Banke za nekatera finančna sredstva in finančne obveznosti se lahko razlikujejo od pogodbenih denarnih tokov.

Glavne razlike so naslednje:

- Nezapadle vloge (vpogledni in varčevalni računi strank, brez pogodbene zapadlosti) naj bi ostale stabilne v daljšem časovnem obdobju. Banka z uporabo statistične analize modelira tovrstne depozite z namenom ugotavljanja njihove stabilnosti, opredeljene kot težnje po stalnem viru financiranja. Namen modela je oceniti »stabilno komponento«, ki je razporejena v srednje-dolgoročne segmente zapadlosti (nad 1 leto), medtem ko je nestabilen znesek dodeljen kratkoročnim segmentom (manj kot 1 leto). Model stabilnosti se interno validira in letno preverja, rezultate pa odobri odbor za finančna tveganja. Parametri modela so vgrajeni v metriko količnika strukturne likvidnosti, ki predstavlja menedžerski pogled na pozicijo strukturne likvidnosti.
- V zvezi s posojili strankam je Banka analizirala tveganje predčasnega odplačila in ugotovila, da ni bistveno, zato za namene obvladovanja likvidnostnega tveganja ne veljajo predpostavke o predčasnem odplačilu.

Razkritja v zvezi z MSRP 13

V nadaljevanju so navedene zahteve glede razkritja poštenih vrednosti (MSRP 13) v zvezi z računovodstvom portfeljev finančnih instrumentov, ki niso merjeni po pošteni vrednosti:

EUR 1.000	Knjigovodska vrednost 2022	Poštena vrednost 2022 L2	Poštena vrednost 2022 L3	Knjigovodska vrednost 2021	Poštena vrednost 2021 L2	Poštena vrednost 2021 L3
Sredstva						
Denar v blagajni in stanje na računih pri centralni banki	745.963	0	745.963	751.685	0	751.685
Dolžniški vrednostni papirji merjeni po odplačni vrednosti	33.389	30.482	0	33.353	33.866	0
Kreditni bankam	64.989	0	64.916	53.853	0	53.856
Kreditni strankam, ki niso banke	2.042.380	695.533	1.189.515	1.879.453	471.330	1.386.117
Skupaj	2.886.722	726.015	2.000.394	2.718.344	505.196	2.191.658
Obveznosti						
Finančne obveznosti do centralne banke	0	0	0	0	0	0
Podrejene obveznosti	0	0	0	0	0	0
Vloge bank	98.928	0	99.344	19.433	0	19.864
Vloge strank, ki niso banke	2.531.694	0	2.447.411	2.219.984	0	2.206.749
Lastni deleži	18.066	0	18.066	18.013	0	18.013
Skupaj	2.648.688	0	2.564.821	2.257.430	0	2.244.626

Finančni instrumenti, ki niso merjeni po pošteni vrednosti, se ne upravljajo na podlagi poštenih vrednosti. Za te instrumente se poštena vrednost izračuna samo za potrebe poročanja in ne vpliva na bilanco stanja ali poslovni izid. Izračun poštenih vrednosti je v skladu z metodologijo diskontiranja denarnih tokov za oceno sedanje vrednosti finančnega instrumenta, ki je predmet tveganja nepoplačila. Tveganje denarnih tokov je upoštevano z uporabo uteži pri diskontnih faktorjih, s katerimi se upošteva kreditno in časovno komponento pri izračunu razpona, ki pa je funkcija pričakovane in nepričakovane izgube.

Poštena vrednost se izračunava na ravni posameznih bilančnih postavk. Ocena polne poštene vrednosti je sestavljena iz ne tvegane komponente in komponente kreditnega tveganja. Ne tvegana komponenta se ocenjuje z uporabo tržnih obrestnih mer, medtem ko se kreditna komponenta ocenjuje z uporabo internih modelov (parametri vrednotenja, ki niso dostopni na trgu). Končna uvrstitev bilančnih postavk v ravni poštene vrednosti je odvisna od deleža polne poštene vrednosti, ki se izračuna z uporabo parametrov vrednotenja, ki niso dostopni na trgu. V kolikor je delež polne poštene vrednosti, ki se izračuna z uporabo parametrov vrednotenja, ki niso dostopni na trgu, manjši od 5% se bilančna postavka uvrsti v 2. raven 2, sicer pa v 3. raven.

* Raven 2: Poštena vrednost se določi na osnovi modelov vrednotenja, ki temeljijo predvsem na tržnih podatkih. Raven 2 vključuje tudi finančna sredstva, katerih poštena vrednost je določena na osnovi kotirane cene za identičen instrument, vendar zanje ne obstaja delujoč trg.

** Raven 3: Poštena vrednost se določi na osnovi modelov vrednotenja, ki ne temeljijo na zaznavnih tržnih podatkih. Vložek se šteje kot zaznavni vložek, če je tržna cena neposredno na razpolago ali jo je možno izpeljati iz tržne cene. Primeri vložkov za Raven 3 so denimo pretekle volatilitnosti ali obrestne mere za valute ter zapadlosti, za katere niso na razpolago finančni instrumenti s tržno ceno. Če vrednost finančnega instrumenta temelji na dejavnikih, za katere tržna cena ni na razpolago, lahko ob koncu obdobja poročanja vrednost teh dejavnikov izberemo iz nabora razumnih možnih alternativ. Za namen priprave finančnih izkazov so razumne vrednosti, ki so izbrane za takšne vložke, za katere ni na voljo tržne cene, usklajene s prevladujočimi razmerami na trgu ter s pristopom Banke, kar zadeva kontrolo vrednotenja.

Prilagoditve poštene vrednosti (angl. Fair Value Adjustments - FVA) predstavljajo razliko med ceno finančnega instrumenta, ki je pridobljena z uporabo modela vrednotenja, in njegovo pošteno vrednostjo, kot jo opredeljuje MSRP 13, ki odraža izhodno ceno, po kateri bi bila lahko naložba zaprta na trgu. Metodologija FVA Banke upošteva naslednje vhodne elemente:

- pozitivne in negativne profile izpostavljenosti, ki izhajajo iz internega modela tveganja nasprotne stranke;
- terminska struktura verjetnosti neplačila (PD), ki temelji na trenutnih tržnih stopnjah neplačil pridobljenih iz poslov kreditnih zamenjav (CDS);
- krivulja razpona stroškov financiranja, ki predstavlja povprečen razpon stroškov financiranja primerljivih finančnih skupin. Matična skupina UniCredit izračunava naslednje prilagoditve poštene vrednosti: prilagoditev kreditnega/debitnega vrednotenja (CVA/DVA), stroške izravnave.

Banka izračunava naslednje prilagoditve poštene vrednosti (FVA=): prilagoditev kreditnega/debitnega vrednotenja (CVA/DVA), stroške izravnave.

Metodologija CVA/DVA Banke upošteva naslednje vhodne elemente:

- izpostavljenost ob dogodku neplačila (EAD), ki je ocenjena z uporabo simulacijskih tehnik, ki vključujejo specifično tveganje napačne smeri, ki je posledica korelacije med kreditnim tveganjem nasprotne stranke in ostalimi dejavniki tveganja pri izvedenih finančnih instrumentih;
- verjetnost neplačila (PD), ki temelji na trenutnih tržnih stopnjah neplačil pridobljenih iz poslov kreditnih zamenjav (CDS);
- izguba ob neplačilu (LGD), ki temelji na ocenjenih stopnjah poplačil in tržnih stopnjah neplačil, pridobljenih iz poslov kreditnih zamenjav (CDS).

Stroški izravnave odražajo strošek, ki je nastal ob zapiranju aktivne pozicije v finančnem instrumentu na trgu. Izračunajo se kot razlika med ceno, po kateri je finančni instrument vrednoten in tržno ceno, ki jo običajno predstavlja cenovni razpon med ponudbo in povpraševanjem.

Contents

206

At a glance

208

CEO's Messages

220

2022 Milestones
Timeline

226

Financial Highlights
& Strategy

240

About the Bank

244

Financial
Results

248

Key Events
of 2022

251

Corporate
Sustainability

258

Business Report

278

—
Statement on Non-financial
Performance

285

—
Financial Indicators

287

—
Independent
Auditors' Report

294

—
Financial Statements

At a glance

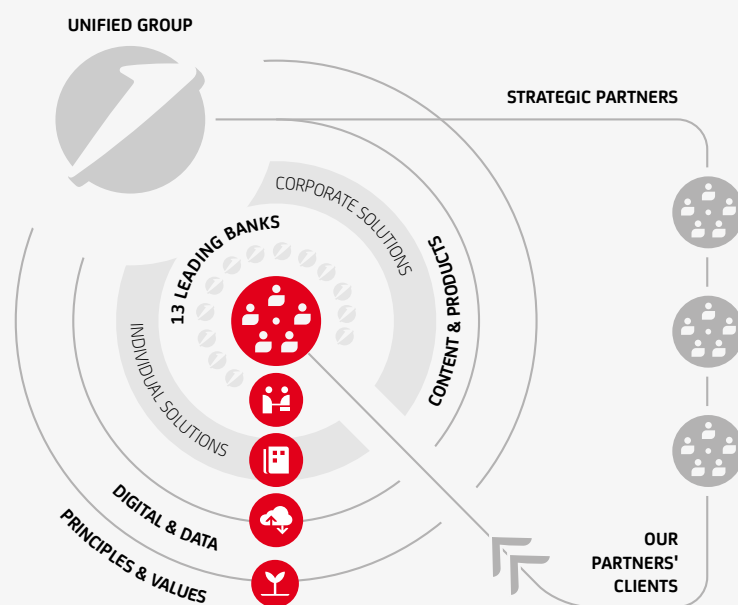
UniCredit: who we are

UniCredit is a pan-European Commercial Bank with a unique offering serving 15 million clients across Italy, Germany, and Central and Eastern Europe.

Our Purpose is to **empower communities to progress**. We believe that by delivering the very best for all our stakeholders, we can unlock the potential that exists across Europe – both for our clients and our people, and for their wider communities.

4
—
COVERAGE REGIONS

15
—
MILLION
CUSTOMERS WORLDWIDE



What we do

UniCredit's ambition is to be the bank for Europe's future.

This year, we continued to transform in order to deliver that ambition, **building a better bank** that can act as a benchmark for our industry.

Our strategic plan, **UniCredit Unlocked**, is designed to ensure that we deliver for all our stakeholders: our clients; our people; and our shareholders. The plan is well underway and the foundations for sustainable, long-term success have been laid.

We are operating as one bank, leveraging our presence across Europe and the strength of our collective to offer the very best to all our stakeholders. Everything we do is underpinned by a commitment to ESG principles. We are determined to play a part in creating a sustainable future for our planet, and this ambition drives all our actions and decision making.

This year, we have seen the impact of our transformation, evidenced in our strong financial performance, delivering above all the goals we set out in UniCredit Unlocked. It is also evidenced in how we have delivered for our stakeholders and, ultimately, on our Purpose of empowering communities to progress.



Photo Andrea Cherchi

Statement by the Chairman of the Management Board





We are in the transformation process and the journey has just started. UniCredit is the bank for Europe's future – transformed and ready to face uncertainty from a position of strength and deliver strong results as well as value for all our stakeholders.

Dear shareholders, partners and colleagues,

After the COVID-19 pandemic, the Slovenian economy recovered quickly and already in the middle of last year exceeded the pre-crisis level. Compared to other European countries, local economic recovery was even faster than the average of EU countries¹. Undoubtedly, 2022 was another year in which banks had to intensively adapt to the changed environment and customer needs. For our Bank, this was also a year marked by many achievements.

The Bank closed the year 2022 with 47.7 million euros of pre-tax profit, while the profit after tax amounted to 41.4 million euros, despite the still present COVID-19 pandemic influence, increasing inflation, energy crisis, general uncertainty, and the ECB's response to the market situation through interest rate hike. The Bank's net interest income in the year 2022 amounted to 44.5 million euros, mainly driven by higher volume of loans to customers and increase in interest rates.

Our administrative costs (excl. depreciation) increased by only 3 % (even though the inflation rate in Slovenia has been above 10 %) and they include a complete renovation of business premises at the headquarters to apply the hybrid work environment. This is a result of well-structured cost discipline that mitigated the increase in areas of staff costs, ICT expenses and other operational expenses.

The Bank is soundly capitalized and reports the capital adequacy ratio (CAR) for the year 2022 of 18.8 %.

¹ Statistical Office of the Republic of Slovenia: 2022 Statistical Review

While UniCredit Banka Slovenija d.d. remains among the leaders in terms of market share in corporate segment, with more than 4,000 new customers in 2022, after a few years our market share also began to strengthen in the area of retail and micro-companies and contributed 40 % of all revenues generated by the Bank.

With many activities, we helped our clients and communities not only to get through this difficult period, but we also supported companies in increasing the scope of their business and innovation with the options available through the European Guarantee Fund (EGF), in increasing liquidity using working capital solutions, while we also played an important role in the field of syndicated loans and structured finance. Additionally, in 2022 UniCredit's consulting group for corporate finance advised and participated in several important transactions.

Professional and friendly employees are our key advantage

We understand that the systematic collection of users' opinions is the best foundation for our improvements and the design of solutions that will help clients to progress and face challenges. We want to build long-term relationships with our client which is only possible by establishing an organizational culture that always places a client at the centre of our activities and tends to simplify and improve the user experience at all levels of interaction.

Surveys conducted in 2022² confirmed our ranking among the best providers on the market, with the professionalism and friendliness of our consultants playing an important role, which also positively affects the probability of recommending our services. Satisfaction with the branch and our contact centre was significantly higher than satisfaction with competitive banks and also the satisfaction with the corporate advisors was significantly higher than satisfaction with competitive banks.

The realization of our mission is also confirmed by the awards received. Among them let me highlight the Euromoney Cash Management Award, indicating that our clients chose us as the best service provider and the leader on the Slovenian market in the field of cash management. Further on, the Global Finance magazine named us the Best Sub-Custodian Bank, while Moje Finance magazine awarded us the certificates "Best Bank 2022", "Best Consumer Loan with Fixed Interest Rate", "Best Consumer Loan with Variable Interest Rate" and "Best Housing Loan with Variable Interest Rate."

These results are a motivation for our future efforts, and above all a pool of ideas for additional improvements. Our action plans include dedicated workshops to address recurring issues, as well as quarterly discussions on best practices, customer relations lessons learned, encouraging of collaboration across organizational units to create an even better user experience, and today's all-important digital customer experience.

² Benchmarking, R-NPS and Instant Feedback. More in chapter Relations with Clients.

We use innovation as a lever to serve our communities

In 2022, we have further accelerated our efforts in the digital area, not only because this is what our clients were expecting, but also because digitalization forms the backbone of our strategy, and we want to provide our clients with best-in-class products and services. We have been introducing the latest digital technologies to increase safety and improve the user experience of our clients and colleagues, decisively moving from being digital to living digital in all we do.

Let me mention just a few innovations: we increased the loan amount that can be applied for without visiting a branch, simplified online account opening, upgraded the mobile bank, introduced instant Flik payment for individuals and legal entities, increased the range of products that can be concluded contactless and enabled electronic signing of documentation.

Aiming to increase digital sales in the digital area we significantly improved online platforms and achieved excellent results, especially in the area of digital loans.

Despite the increase in the use of digital banking solutions, we are aware that genuine contact with an experienced banking advisor remains vital, especially when the client decides on more demanding banking products. That is why we will remain a digital bank with a personal approach.

New values and mission in theory, but most of all in practice

On the transformation path of our Group and with the goal of becoming a leader in the integration of ESG factors into all aspects of our business, we have taken an additional step. We have redefined our values, mission, and key activities that will support the release of the potential of our stakeholders and the economic development of Europe.

We committed to our shared values (Integrity, Ownership and Caring) which guide all our behaviours, from how we interact with each other to how we advise clients and support our communities. With ESG being a key pillar of our strategy, we understand that leading by example is the right thing to do while ESG is embedded in our business as a collective mindset we all take responsibility for.

We also encourage responsibility for change among our colleagues by appointing local ambassadors for the areas of values, culture of open dialogue, ESG, inclusion, respect for diversity and ensuring equality, thereby also establishing a friendlier working environment for everyone. Ambassadors are the initiators of local activities in the mentioned areas, as they share best practices with colleagues from other countries and report on the progress to the top management of the UniCredit group.

Reducing negative and increasing positive impact on the environment

We demonstrate our responsibility for protecting the wider environment by increasing the scope of paperless operations, which began with the introduction of signature plates in our branches, while in 2022 we enabled online signing of contracts for all products that are part of the current offer for customers and laid the foundation for paperless cashier operations, which will be established early in 2023.

We achieved additional positive effects by establishing smart offices at the Bank's headquarters, which we completely renovated last year in such a way that it supports a hybrid way of working, which was chosen by 77 % of our employees. When renovating the premises, we gave priority to functionality, chose sustainable materials, and achieved zero single-use plastic products goal. We used modern technology to support digital connection between colleagues and external partners, we significantly reduced the consumption of paper and CO2 emissions and supported better work-life balance of employees.

Even during the renovation, we entered into partnerships with local suppliers, from whom we require compliance with the highest standards in areas such as ethics and respect, retaliatory measures, zero tolerance for corruption, money laundering and the like. We choose suppliers who think in a similar way as we do.

We remain committed to supporting communities in overcoming challenges and we strive for a more stable and sustainable future

If with the above mentioned activities we have been contributing to the preservation of the environment for future generations, in the field of donations and sponsorships we have already come close to our mission – supporting the communities in progress.

In addition to urgent help in the form of warm meals, vouchers for the purchase of basic necessities and assistance in the restoration of firefighters' equipment destroyed in the fires, we listened to the needs of local non-profit organizations when renovating business premises and donated old but still useful quality office equipment for their operations.

We supported the local environment with targeted initiatives in line with our mission of empowering the communities for progress, including educational projects for young people that enable better future decisions under the auspices of the Slovenian Association of Friends of Youth Ljubljana Moste-Polje (establishment of a multigeneration centre Skupna točka), Zavod Preslica (establishment of a teaching garden in a degraded village environment with elements of self-care) and the Center for Social

Work Ljubljana (CONA projects and learning support for young people with fewer opportunities).

We have also entered into a new partnership with the editorial staff of the newspaper Moje Finance to implement projects that will contribute to increasing the financial literacy of adults, children and socially disadvantaged families.

With sponsorship funds, we continued our partnership with the Medical Chamber of Slovenia and with the magazine Finance as a supporter of the Izvozniki.si project, which enables us to connect and support the development of companies that are the driving force of Slovenian economic growth. We also supported the implementation of the premium cultural event Festival Ljubljana.

This is just the beginning

In 2023, we will continue to operate in an environment of macroeconomic instability and uncertainty. The impact of this situation will be felt above all in the most vulnerable sections of the society, who will be the first to face the most pressing challenges. Companies will increasingly have to ask themselves what they can do, not only to commit to help, but also to act by helping specifically, without delay and in a tangible way.

With the achieved results, we have established a good foundation to continue supporting communities in their challenges, while we will continue to put the customer first, rely on innovation, on the dedication of our colleagues and the strength of our partnerships, within and outside the UniCredit group.

We are in the transformation process and the journey has just started. UniCredit is the bank for Europe's future – transformed and ready to face uncertainty from a position of strength and deliver strong results as well as value for all our stakeholders.


With the trust of our owners, the continued valuable support of our colleagues and decisions that will be based on data, we will continue to contribute to the overall result of the Group and set new business standards in the banking sector.



Lorenzo Ramajola

Chairman of the Management Board
UniCredit Banka Slovenija d.d.

Letter from the Chief Executive Officer





I am determined that UniCredit is an institution which lives by the principles we have set for ourselves, as we have done throughout 2022. We have confronted challenges head-on and because of the proactive steps we have taken, we are primed to seize all opportunities as they arise.

Dear Stakeholders,

When we look back on UniCredit's journey, 2022 will be seen as a pivotal year. It was the year that we executed on the fundamental aspects of UniCredit Unlocked that have strengthened our bank further. It was the year we laid the foundations for future successes. And it was the year we transformed our bank.

The UniCredit of today is a different organisation from a year ago. This is not because of a change in any of our bank's fundamentals; it is because of the growth and value we have driven and created from within. The assets that gave us our innate strength and potential a year ago remain today: UniCredit continues to have an extensive talent pool, fantastic clients and a pan-European reach. But we are a different bank.

We are different because of what we have done with those ingredients. UniCredit Unlocked has changed the way we are utilising our bank's fundamental assets. Through 2022, we transformed our operating model, to one which empowers our people and gives our clients what they are asking for. One which unleashes the very best of what our bank has to offer, and one which focuses on growth rather than retrenchment.

Critically, in 2022 UniCredit Unlocked changed our organisation's culture and our mindset. We are now a forward-looking bank, one that is ambitious about the future and achieving sustainable growth. We are winning.

This mindset change is what is driving our ability to serve clients, deliver success for all our stakeholders, and become the bank for Europe's future. We have much more to do before we achieve that ultimate ambition, but we are now a bank that is operationally capable of delivering on such a bold ambition.

As the last year has shown more than ever, the world in which we live is a complicated and rapidly evolving one. The only thing that can be certain is uncertainty itself. As always, but especially in such an environment, we must return, unfailingly, to our principles and values.

I am determined that UniCredit is an institution which lives by the principles we have set for ourselves, as we have done throughout 2022. We have confronted challenges head-on and because of the proactive steps we have taken, we are primed to seize all opportunities as they arise.

This has led to some difficult decisions, but they are decisions guided by integrity and which we would return to again and again.

We are setting a new benchmark for the banking industry, with a focus on long-term value creation, sustainability, resilience and inclusion.

Strong foundations

At the start of the year, our ambition was deemed too steep by many. Our plan was too difficult. Yet despite all the challenges 2022 provided, it will be remembered as a year we beat all our targets - with a generous margin.

We have moved quickly, outperforming our plan and executing on our industrial transformation in record time, with a team that are motivated by a shared ambition and passion.

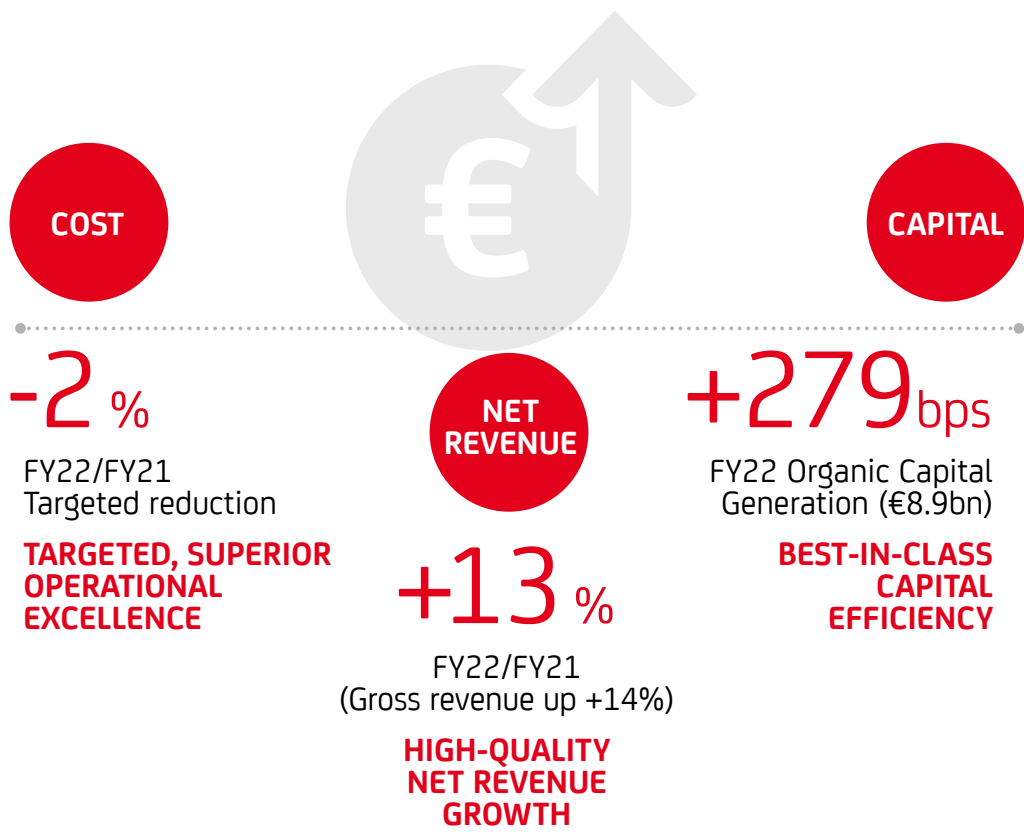
We have strengthened our two best-in-class product factories, which can be leveraged by each of our 13 banks. This is a proven model that is difficult for our competitors to replicate.

We have begun to optimise and update our legacy infrastructure, so that we can build a fully digital and data driven organisation which is fit for the future.

We have delivered on our ESG objectives, and remain steadfast in our commitment to reach 150bn new ESG volumes by 2024, 10bn of which will be social finance, and our plan to reach net zero on financed emissions by 2050 and on our own emissions by 2030. Our ESG commitments are a critical aspect of our ability to set a new benchmark for banking and become a bank for the future, and we are determined to do even more and go further in coming years.

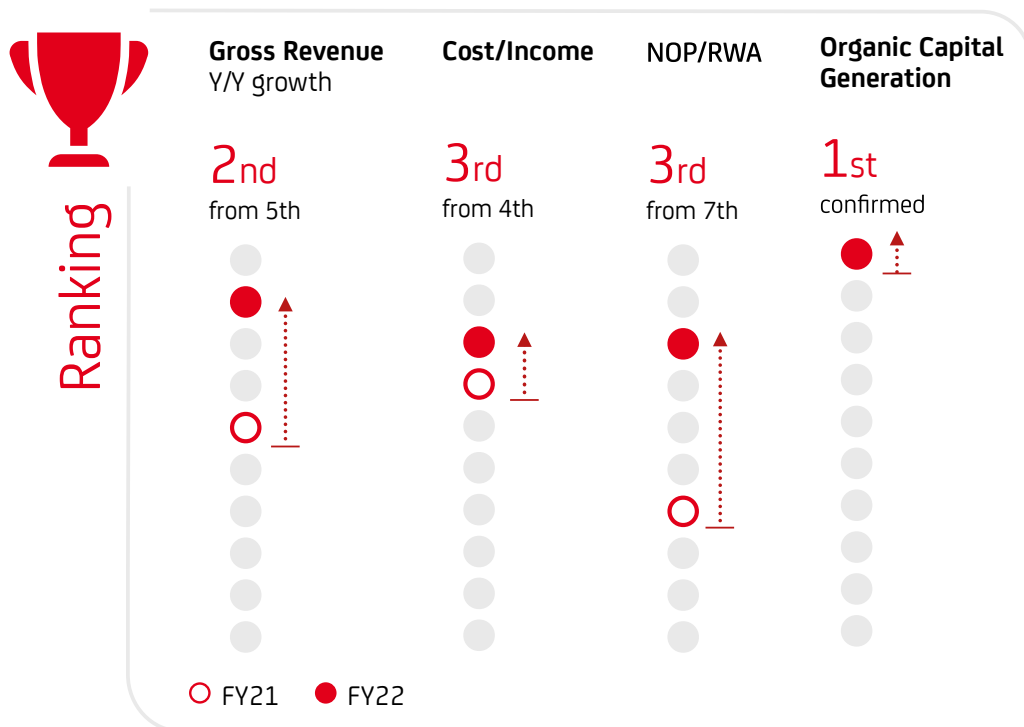
All our actions on industrial transformation are directly connected to our financial performance and financial KPIs through which we manage the three levers of cost, net revenue and capital. Today we are a bank that grows profitably and sustainably, is efficient, generates outsized capital organically, and has a robust balance sheet and capital. We are achieving the best results in UniCredit's history. In Q4, we announced FY22 net profit¹ of 5.2bn and we are now in our eighth quarter of year-over-year growth.

1. Net Profit with UniCredit Unlocked methodology (means the stated net profit adjusted for AT1 and CASHES coupons and impacts from DTAs tax loss carry forward contribution)



In comparison to our peers, we have top tier top-line growth, operating efficiency, and unrivalled organic capital generation. We have one of the highest CET1 ratios, one of the highest quality credit portfolio and coverage, and the highest forward-looking precautionary overlays.

MOVING AT AN ACCELERATED PACE VS. PEERS ACROSS ALL LEVERS²

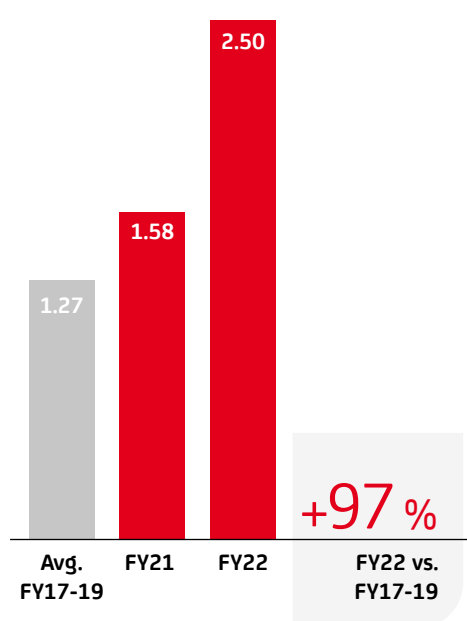


² Peers and UniCredit stated figures based on publicly available data
 Selected peers: BBVA, BNP Paribas, Commerzbank, Credit Agricole S.A., Deutsche Bank, ING, Intesa Sanpaolo, Santander, Société Générale

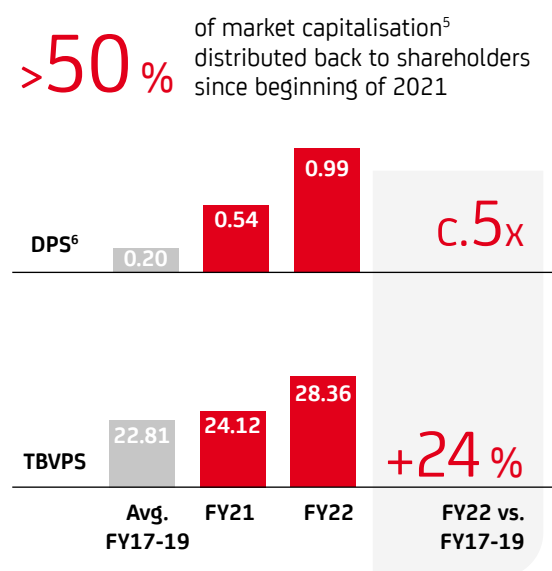
Our results throughout the year are evidence of industrial transformation and execution of strategy across all levers which gives us the ability to withstand shocks and to deliver sustainable and attractive shareholder distributions. Our results, and their quality, allow us to propose a total 2022 shareholder distribution of 5.25 billion euros, up 40% year on year, pending shareholder and supervisory approvals.

At the same time, we are delivering exceptional per-share value creation. Our net profit growth has been enhanced by share buy-backs, nearly doubling EPS versus our historical run-rate, with DPS five times higher, and tangible book value per share up nearly a quarter.

BOOSTING EPS^{3,4}



EXCEPTIONAL SHAREHOLDER VALUE CREATION



Figures Group including Russia

3. Net Profit with UniCredit Unlocked methodology (for 2022 means the stated net profit adjusted for AT1 and CASHES coupons and impacts from DTAs tax loss carry forward contribution; for 2021 also adjusted for non-operating items); FY17-2019 Group excluding Turkey and Fineco Bank for comparison purposes.

4. EPS is calculated using Net Profit as per the definition above, divided by the average diluted shares in the period.

5. FY22 distribution subject to supervisory and shareholder approvals.

6. FY22 DPS best estimate, please refer to the FY22 results press release for additional details.

Face the future

It is difficult to predict what is to come in 2023, but the progress we have made this year gives me confidence in our ability not just to face the future, but to capture the opportunities that this environment will present. We have achieved a great deal, but there is so much more value still within our bank that needs to be released. In 2022 we transformed our bank, but I am confident that was just the beginning, and we will go on to achieve much more.

There is no doubt that great challenges lie ahead, for organisations individually, but also for Europe as a whole. If we are to unleash the full potential of Europe as an economic bloc, we must come together more fully than we have done to date. The benefits of greater integration will be exponential and enable us to compete on the world stage – in a way that we are not at the moment.

For us at UniCredit, when we face the challenges ahead, we will return to two things.

The first is our strong foundations, now liberated to thrive and release their potential, as well as the innate strength that comes with being a pan-European bank. Our presence and reach across the continent enables us to leverage the benefits that come with scale. We have seen throughout 2022 how our offering to clients is maximised exponentially when shared across our 13 banks.

The second is our desire to set a new blueprint for banking, one which is guided by principles and values, and determined to create success for all stakeholders for the long-term. This is what we will return to, time and again, when we are carving our path through a challenging time. I firmly believe that if we adhere to these, we will succeed. And more than that, we will win: for our clients, our communities, and our investors.

This is the bank that UniCredit is becoming: a better bank. In 2022, we took incredible steps towards that goal, and I know that much more is to come in 2023.

I extend my sincere thanks to you all for your support on this journey. I am grateful to the Board, our investors, the UniCredit team, as well as our clients and those communities that we serve for staying with us and supporting us as we move into the next phase of our growth, building on what we achieved in 2022.

It is the team's commitment that has enabled us to deliver what is not only an incredible organisational transformation, but a better way of operating as an industry for the whole of Europe.

2022 was the year we laid the foundations for this success, and I have no doubt 2023 will be the year we capitalise on them.

Thank you,



Andrea Orcel

Chief Executive Officer
UniCredit S.p.A.

Our key 2022 milestones - while delivering record results



UniCredit & Allianz – a new collaboration is born
Allianz Partnership

United behind a single ambition. Support for Ukraine
UniCredit supports Ukraine and its people across all geographies



JANUARY

FEBRUARY

MARCH



A Top Place to Work in Europe
UniCredit certified as a 2022 Top Employer in Europe

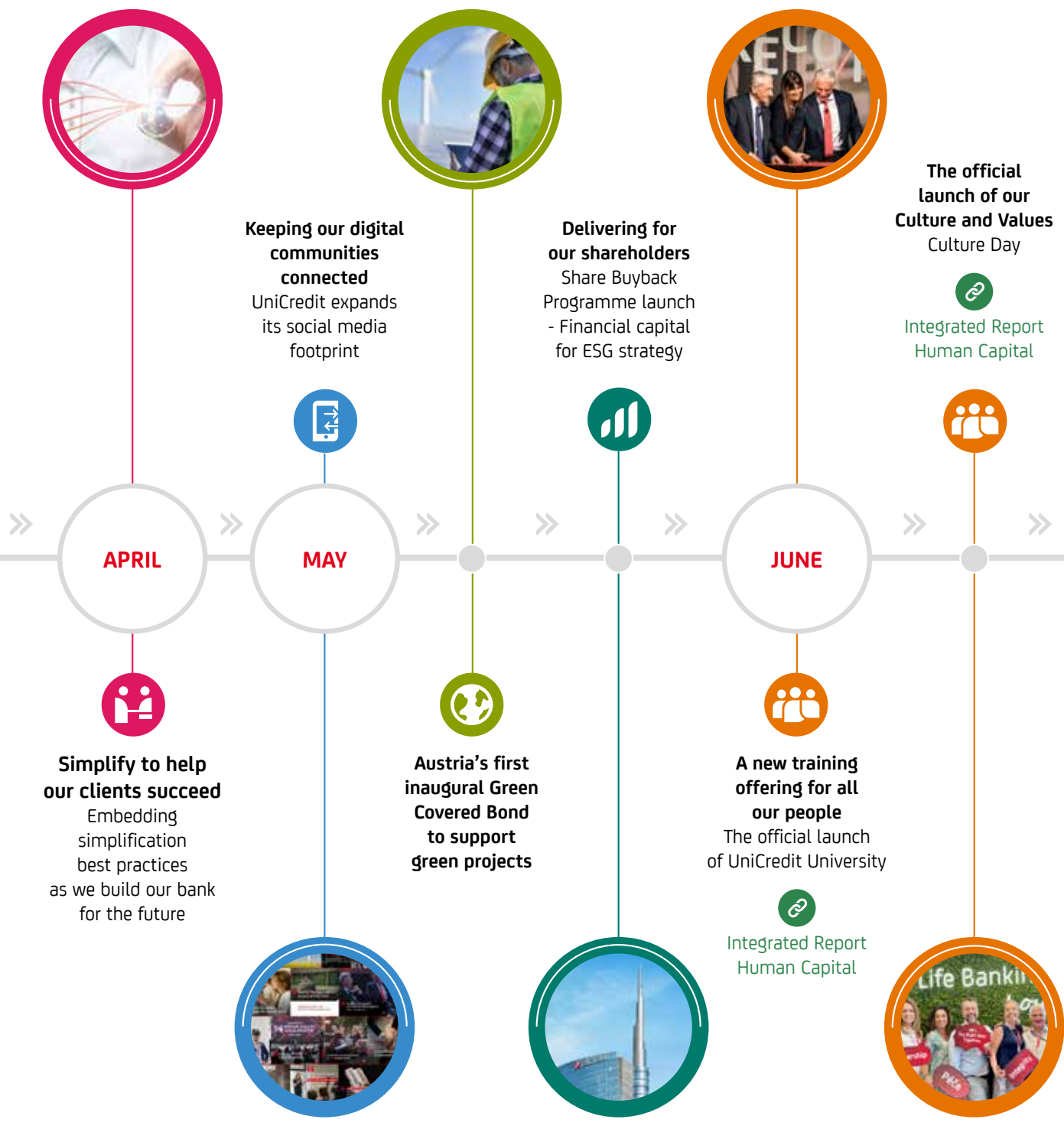
Optimising our digital portfolio through leading data analysis technology
Germany launches the OneWealth platform

Putting our clients at the centre
CIB becomes Client Solutions



1Q

Proud of our Progress





JUNE

JULY

AUGUST



**3 Financial levers:
Net Revenues,
Cost and Capital**



**A new offering
for Digital-first
corporate services**
Investing in new
online solutions



**Introducing
our new Code
of Conduct**
2022 Code of Conduct

2Q

**Excellent
performance and
strong positioning**



**Our Sustainability
commitment**
First Sustainability
Bond Allocation report

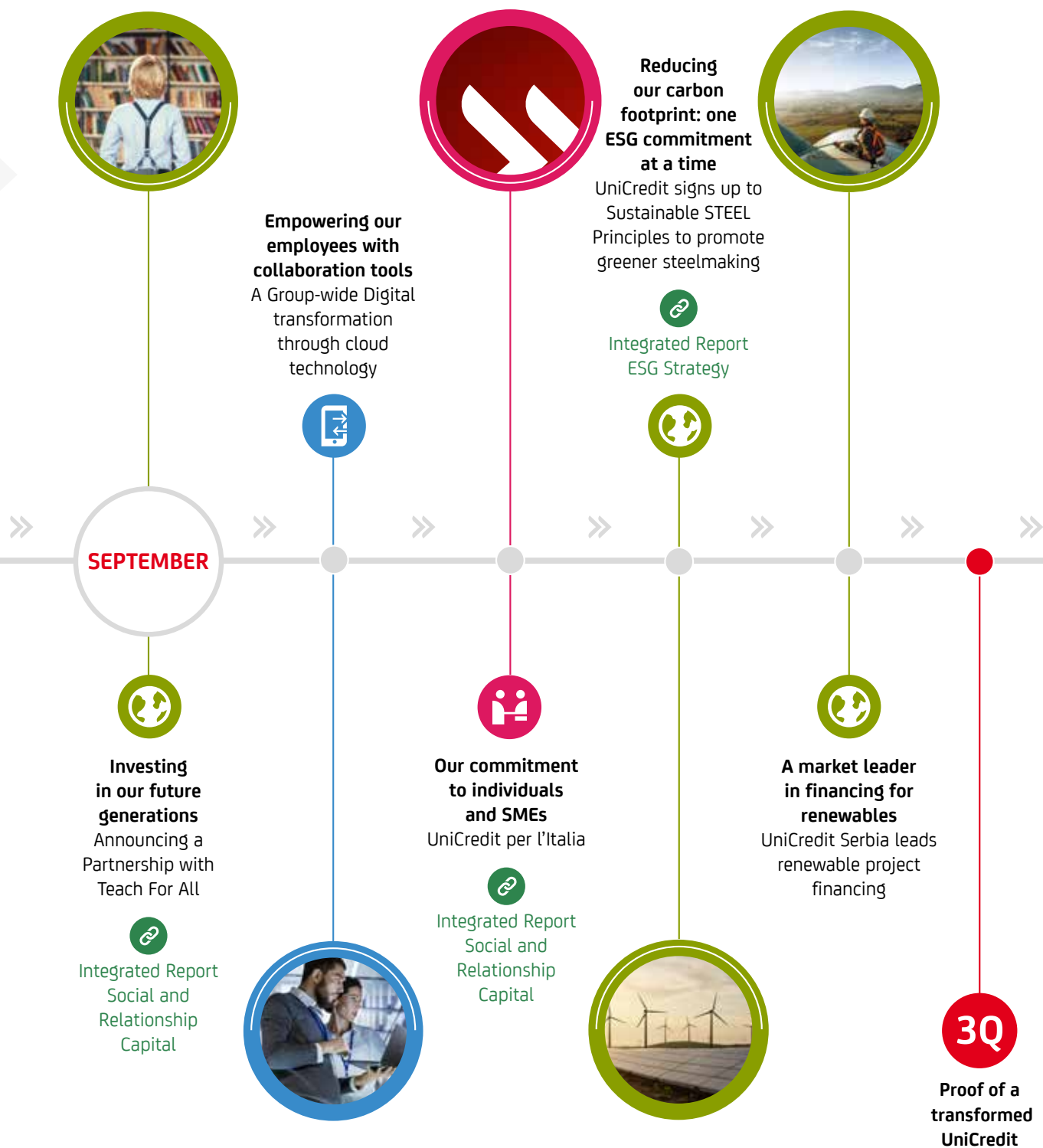


Integrated Report
Financial Capital



**Leading solar energy
financing in Hungary**
Sustainable
solar energy
developments







Another step in our journey to Net Zero
UniCredit is the first bank in Europe to obtain the ESG GRESB scoring on its corporate real estate portfolio



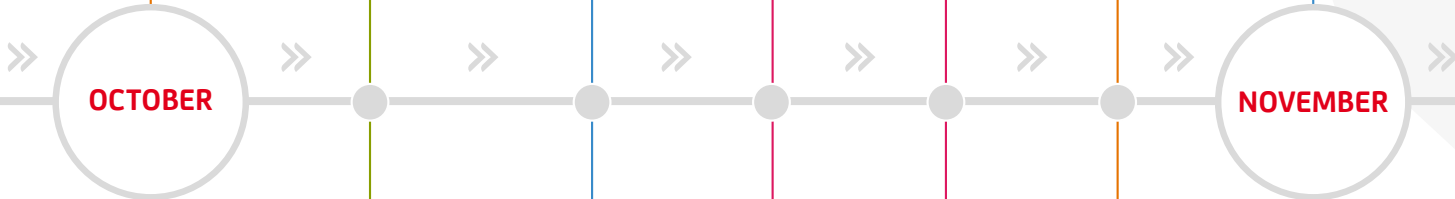
Integrated Report
Natural Capital



The beginning of a new era for UniCredit
Launching the onemarkets Fund



Culture Roadshow
Our Culture Manifesto in action



OCTOBER

NOVEMBER



Prioritising gender equity across our bank
UniCredit obtains EDGE Certification



Integrated Report
Human Capital



Building an integrated, fast and Digital bank
Living Digital Days



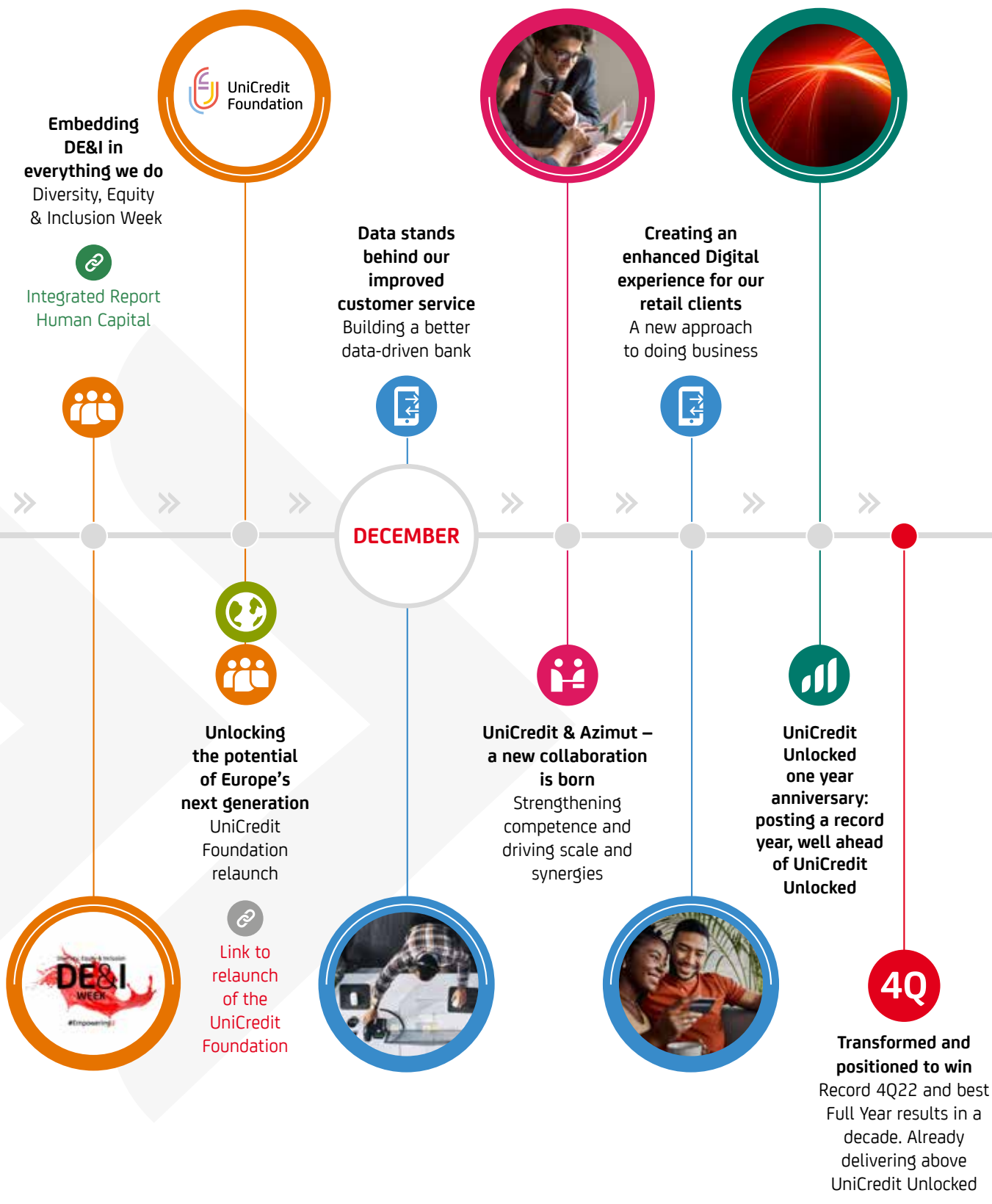
Integrated Report
Intellectual Capital



Empowering Bulgarian corporates and SMEs
First securitisation deal in Bulgaria



Next-generation Wi-Fi for all
Network efficiency across all our premises



Financial Highlights & Milestones

FY22 confirmed UniCredit is already a transformed bank. UniCredit Unlocked is the right strategy.



PEOPLE & ORGANISATION - THE RIGHT WAY TO WIN TOGETHER

- Building an ecosystem to deliver grow by removing silos and having 2 product factories
- Streamlining processes and empowering people within a clear framework
- Delaying the organisational structure to move closer to the client



PRINCIPLES & VALUES

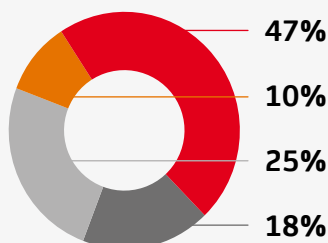
- Acting with clear Values and embedding our principles, Values and ESG in everything we do
- Support communities and clients in a just and fair transition
- Establish clear KPI's, i.e. NET ZERO set targets on first three priority sectors and accompanying our clients on their transition journey



INVESTORS - ATTRACTIVE BANK DELIVERING 2022 BEST-IN-CLASS SUSTAINABLE RETURNS AND CAPITAL GENERATION

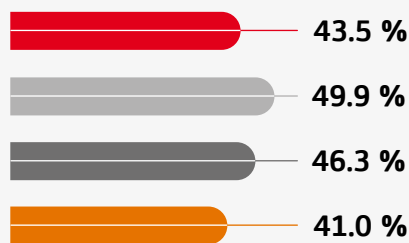
- +279 bps Organic capital generation
- RoTE above 10.7%
- Risk management - CoR at 41bps
- CET1r (stated) 16.0%

Net revenues per region

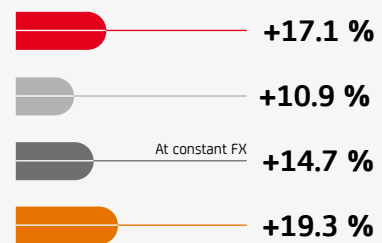


● Italy ● Germany ● Central Europe ● Eastern Europe

Cost - CIR (cost income ratio) per region




RoAC per region



Delivering for our shareholders
Share Buyback Programme launch - Financial capital for ESG strategy



MAY



JUNE



**3 Financial levers:
Net Revenues,
Cost and Capital**

UniCredit Unlocked one year anniversary: posting a record year, well ahead of UniCredit Unlocked



DECEMBER



Our financial results. Transformed and positioned to win.



GROW

18.4bn net revenues.
13 % Y/Y



STRENGTHEN

FY22 CET1r stated capital up to 16.0 %



DISTRIBUTE

Proposed distribution for 2022 at 5.25bn¹, up 40 %



OPTIMISE

Strong cost management with CIR at 47.0 %

1. Pending Shareholder and supervisory approval



Delivering for our shareholders - Sustainable Distribution and Capital strength



During the year, we delivered on our commitment of a 2021 shareholder distribution of 3.75 bn.

Thanks to our strong financial performance in 2022 and the best year in over a decade, we have proposed a total capital distribution of 5.25bn¹, with a 1.91bn cash dividend and 3.34bn share buyback – a 40-percent growth

1. Pending Shareholder and supervisory approval

in distribution. Together with 2021 this already translates to almost 60 % of our at least total 16bn capital distribution ambition for 2021-2024.

The distribution is more than comfortably funded by our superior organic capital generation of 279 basis points, well ahead of the plan. Even pro forma for the distribution, our CET1 ratio will be 14.9 %, 78 basis points higher versus prior year.

Throughout the year, UniCredit produced strong financial results while taking proactive actions during a macroeconomically challenging year to protect our ability to deliver sustainable and attractive distribution to our shareholders while maintaining best-in-class capital strength.

For 2023 we are assuming a mild recession as our base case with UniCredit being well-positioned and ready to navigate and continue delivering excellence and growth under any scenario.

3 Financial levers - Net Revenues, Cost and Capital



UniCredit Unlocked is a plan rooted in our solid foundation and is built upon capital efficiency.

Our financial ambitions are steered through 3 interconnecting levers – costs, net revenues and capital – being largely under our management control.

The optimisation of our 3 key financial levers will continue to result in profitable growth and organic capital generation.

COSTS – our cost base at year-end was 9.6 bn, translating to a 47.0% cost/income ratio. This was the result of our relentless focus on managing expenses, despite the unexpectedly high inflation we faced across our geographic footprint. This is partly thanks to early proactive measures taken. With our cost efficiency, we delivered positive operating leverage while funding investments supporting our digital transformation, hiring over 1,400 FTEs for strategic areas and while also supporting our people through inflation relief.

NET REVENUES – our net revenues stood at 18.4bn – increase of 13% Y/Y. This KPI ensures that our growth does not come at the expense of sound risk management and that we increase our focus on capital-light business/fee business, also by leveraging our simplified partnership model (insurance fee business).

CAPITAL – Our organic capital generation of 279 basis points is well above our guidance of an annual average of around 150 basis points, and delivered via a net profit of 5.2 bn and through proactive RWA management without impacting revenue growth. Over the course of FY22 we achieved a total of 19bn of RWA reduction via active portfolio management. Efficient capital allocation remains a priority focus to manage RWAs, enhancing return on capital and supporting organic capital generation.

UniCredit Unlocked - RoTE



UniCredit Unlocked outlined our vision to be the bank for Europe's future. It set a new benchmark for the banking sector and we are confident that this is the right strategy for all our stakeholders. We continue to focus on our transformation to unlock further value from an improved baseline.

Since we launched this plan in December 2021, the bank has already visibly transformed and is a structurally improved bank – we have the right strategy for sustainable growth, a clear path to a stronger RoTE and the ability to meet capital distribution ambitions.

Our best results in over a decade and the eight consecutive quarters of quality growth were achieved despite the challenging macro environment of 2022 and without compromising on our risk management. We have maintained our proactive approach in identifying and addressing emerging risks, e.g. our prudent and decisive response to de-risk our Russia exposure at minimum cost as well as our proactive overlays on sectors impacted by supply chain constraints and high energy prices.

We have a financial ambition of a RoTE of around 10% by FY2024. For FY22 we delivered a RoTE of 10.7% (12.3% RoTE at a 13% CET1 ratio), already above our UniCredit Unlocked target.

Throughout the year we managed to increase the profitability in all our regions to above 10% RoAC - each of them already operating above their cost of equity.

Our Strategy:

one year into UniCredit Unlocked



“


UniCredit is a transformed bank, with a clear vision and winning strategy: moving at an unprecedented pace, ready to face and take advantage of the future.

Andrea Orcel

Chief Executive Officer UniCredit S.p.A.

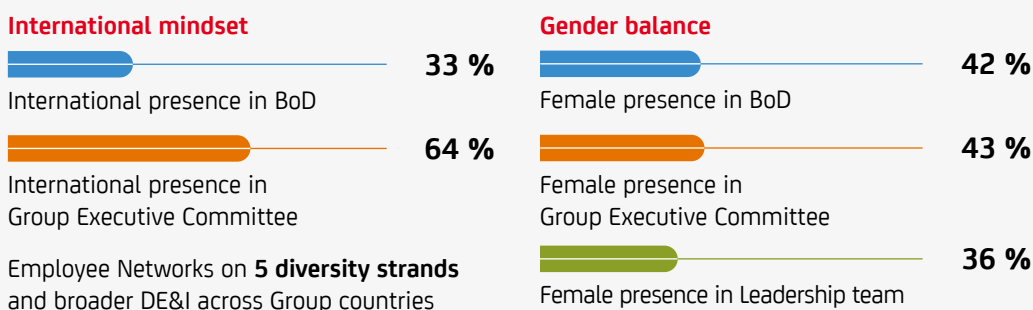
13 leading banks with unrivalled distribution power and truly diverse talent

13 Banks^A Embedded in the fabric of Europe, positioning:



Unlocking the full potential of the franchise

UNIQUE AND DIVERSE TALENT BASE^D



A. Refer to the Business Model chapter in the Integrated Report for further information.
 B. Central Europe includes Austria, Czech Republic, Hungary, Slovakia and Slovenia.
 C. Eastern Europe includes Bosnia and Herzegovina, Bulgaria, Croatia, Romania, Russia and Serbia.
 D. Figures related to Board refer to Board members in office as at February 7, 2023.

A year ago we set our Purpose of empowering communities to progress and set out our **UniCredit Unlocked strategic plan**. The goal of our strategy is to unlock the value inherent

in UniCredit via an industrial transformation combined with three financial levers of net revenue growth, operational efficiency and capital efficiency.



Defining a clear vision and winning strategy

DELIVERING FOR ALL OUR STAKEHOLDERS IS AT THE BASIS OF OUR VISION: TO BE THE BANK FOR EUROPE'S FUTURE



VISION

The Bank for Europe's Future

COMMUNITIES
Empowering Communities to Progress.



PEOPLE

Win.
The Right Way.
Together.

INVESTORS

Quality Growth.
Operational and Capital Excellence.
Best-in-class Sustainable Returns and Capital Generation.

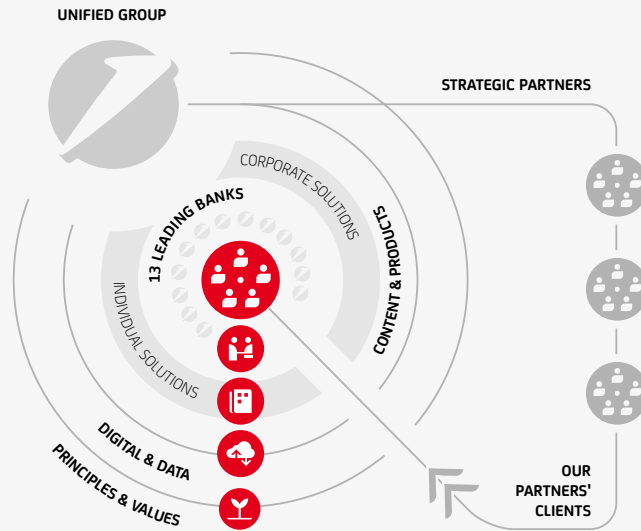
We are deeply embedded in our **Communities**, helping them to deliver their full potential by acting as an engine of individual and collective growth. Our **Clients**, spread across the communities of Europe, are at the heart of our strategy - we exist to serve them.

A reliable partner in life is what our **People** are asking of us. They want an institution they can trust, an environment in which they can flourish

as individuals and professionals and a business they feel proud to work for, providing them with the tools to deliver an exceptional service to clients.

We are delivering growing and sustainable returns for our **Investors** and achieving consistently excellent results against clear financial KPIs across our three levers - cost, net revenue and capital.

UNWAVERING COMMITMENT TO UNICREDIT UNLOCKED, THE RIGHT STRATEGY FOR US AND OUR ANSWER TO THE FUTURE OF BANKING



Our **strategy is based on our vision** and tailored to our strengths and **complemented** by an **ecosystem** built around five industrial levers.



CLIENTS

Our clients are our most important asset - 15 million of them, with 14 million retail and a distinctive strength in the value accretive affluent sector. Both for our clients and our best-in-class partners, we represent a gateway to Europe.

Our ambition: to increase the number of clients, and serve them cohesively, answering to their needs through best-in-class products and service.



PEOPLE AND ORGANISATION

Our Bank is built on the strong foundations of 13 local banks. The banks enjoy an unmatched heritage and untapped potential with a solid connection to clients and communities. We respect local banks and their unique identities while we unify them to release the power of this collective, turning UniCredit into something greater than the sum of its parts.

Our ambition: to have PROUD, MOTIVATED and EMPOWERED people that act as OWNERS, enabled to best serve our clients by the tools we provide.

1. Our ESG Strategy is fully described in a dedicated paragraph of the Integrated Report.



CONTENT AND PRODUCTS

Our Banks can leverage two best-in-class product factories: Corporate and Individual Solutions. Our winning and distinguishing factors are pan-European coverage, a unique cross-border positioning allowing us to attract the best talent and partners and achieve scale.

Our ambition: We are reconfiguring the critical, high-value elements of the value chain in each of our core product areas, adding more external partners to our ecosystem to deliver solutions tailored around client needs.



DIGITAL AND DATA

We are optimising our digital and data infrastructure which has the strong potential of allowing for economies of scale. We are progressively internalising our technology and skillset and continuously strengthening our cyber security and defences.

Our ambition: to build a fully digital and data-driven organisation, with digital transformation as a key enabler of clients and people.



PRINCIPLES AND VALUES

We are striving to change our Culture by shifting the mentality of the organisation based on three core Values of Integrity, Ownership and Caring. Within a clear risk and control framework, we are empowering our people to unite behind a unique, common Purpose and vision.

Our ambition: Purpose, Culture and ESG commitments to unite and guide our people towards shared objectives and empowering communities to progress¹.






Executing an ambitious industrial plan

Optimise today

Ahead of plan and outperforming peers, taking actions against opportunities and challenges.

LEVERAGING OUR SOLID FOUNDATIONS AND IMPLEMENTING AN INDUSTRIAL TRANSFORMATION: SELECTED HIGHLIGHTS

 <p>PEOPLE & ORGANISATION</p> <p>Lean flexible disciplined group acting as one with clients at the centre</p>	<p>Simplifying the organisation</p> <p>From 5 siloed business divisions to 4 coverage regions</p>	<p>Delayering the organisation</p> <p>-28 % structures, moving closer to clients</p>	<p>Empowering people</p> <p>-60 % number of managerial committees</p>	<p>Streamlining processes</p> <p>65 % delegations with increased thresholds, empowering local decision-making within clear framework</p>
 <p>CONTENT & PRODUCTS</p> <p>Strategy with solutions tailored around client needs</p>	<p>Refocusing CIB</p> <p>From siloed CIB to two factories focused on product development providing quality and range unmatched by local players to clients unreachable by global players</p>	<p>Reinforcing factories</p> <p>Hiring of key Managing Directors and Graduates in Corporate Solutions</p>	<p>Creating an ecosystem</p> <p>Key milestones in creating an ecosystem of best-in-class partners and internalising high margin products value chain</p> <p>Azimut + Allianz + onemarkets Fund + CNP + ZB Invest</p>	
 <p>DIGITAL & DATA</p> <p>Internalised technology and skillset, gradually optimising</p>	<p>Resilient cyber-security</p> <p>-35 % major security incidents, from an already low level (Y/Y)</p>	<p>Take back control</p> <p>545 FY22 digital hires: mainly tech specialists</p>	<p>New way of working</p> <p>18 initiatives running in Agile</p>	<p>Data-driven organisation</p> <p>+20 p.p. Group banking processes under unified data governance, improving data quality</p>



United behind a single ambition and Purpose

Clear Values embedded in everything we do

Group Culture Day, Culture Roadshow, Culture Network & Learning, DE&I focus, People listening as concrete steps to make our new Culture a reality.

Lead by example

New lending towards high impact / disadvantaged areas

11.4bn
Green²

4.8bn
Social²

Establish clear KPIs

Net Zero: set targets on first three priority sectors and accompanying our clients on their transition journey

² Including ESG-linked lending.

FINANCIAL PERFORMANCE

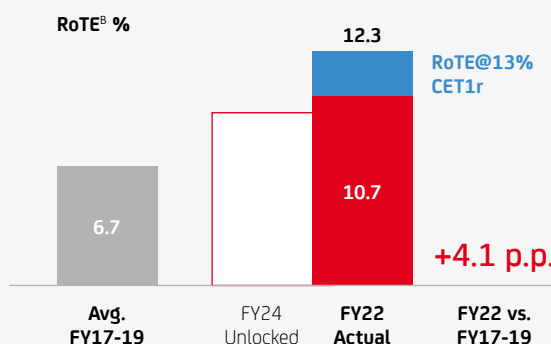
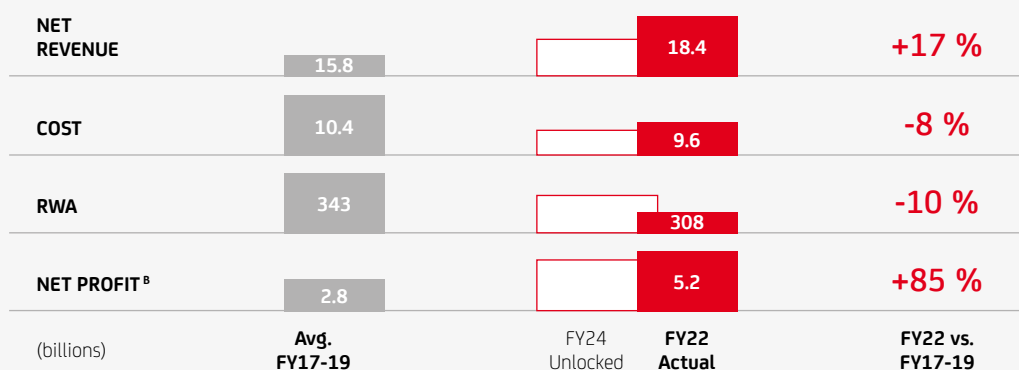
Our actions are directly connected to our financial KPIs through which we manage the three levers of cost, net revenue and capital.

Together, these levers drive RoTE and organic capital generation, giving us the ability to withstand shocks and to deliver sustainable and attractive shareholder distributions.

The laser-focused balance of quality top line growth and capital efficiency combined with operational efficiency drive the foundations of our planned distribution

It is a virtuous circle and a fundamentally different way of assessing financial performance - different from our peers and very different from the UniCredit of the past.

Consistent performance surpassing targets across all levers^A



A. Figures Group including Russia; Avg. FY17-19 based on simple average of recasted figures of Group excluding Turkey and Fineco for comparison purposes; 2024 UniCredit Unlocked figures as presented in December 2021.

B. Net Profit and RoTE with UniCredit Unlocked methodology (stated net profit adjusted for AT1 and CASHES coupons and impacts from DTAs tax loss carry forward contribution).

EACH REGION IS DELIVERING AHEAD OF THE PLAN AT ACCELERATED PACE

- **Italy:** strong performance despite continued investments and balance sheet strengthening
- **Germany:** continued momentum of a fully transformed, efficient and capital generating bank
- **CE:** profitable franchise with Austria industrially transforming
- **EE:** maintaining highest profitability and top notch cost efficiency, proving resiliency of the franchise

FY2022 vs FY2021 ^C	GROUP	ITALY	GERMANY	CENTRAL EUROPE	EASTERN EUROPE	RUSSIA
NET REVENUE						
NET REVENUE	18.4bn +13 %	8.7bn +18 %	4.7bn +7 %	3.3bn +22 %	1.8bn +16 %	0.4bn -66 %
o/w Gross revenue	20.3bn +14 %	9.0bn +7 %	5.0bn +13 %	3.5bn +16 %	2.0bn +11 %	1.3bn +86 %
COST						
C/I RATIO	47.0% -7.5 p.p.	43.5% -3.8 p.p.	49.9% -10.0 p.p.	46.3% -8.7 p.p.	41.0% -1.6 p.p.	22.5% -18.3 p.p.
Cost Y/Y growth	-2.0 %	-1.3 %	-5.7 %	-2.9 %	+6.7 %	+2.7 %
CAPITAL						
ORGANIC CAPITAL GENERATION	+279bps €8.9bn	+151bps	+52bps	+43bps	+23bps	+8bps
RoAC/RoTE @13 % CET1r (Group)						
FY2022	12.3 %	17.1 %	10.9 %	14.7 %	19.3 %	
FY2021	8.6 %	11.1 %	7.7 %	12.0 %	16.5 %	

C. For Central Europe, Eastern Europe and Russia, year on year comparison at constant fx.



Laying the foundations to win in an uncertain future

Build for tomorrow

Ready to accelerate into the future.

While delivering consistent results quarter after quarter, we have prudently built robust lines of defence in order to prepare for future and potential macroeconomic impacts:

- portfolio is well-provisioned
- forward looking overlays, increased in 4Q, now at €1.8bn. Equals more than 1 year of cost risk (assumed at 30-35bps in UniCredit Unlocked)
- step change in pre-provision profitability reflecting quality and capital efficiency and operational efficiency
- unmatched capital position.

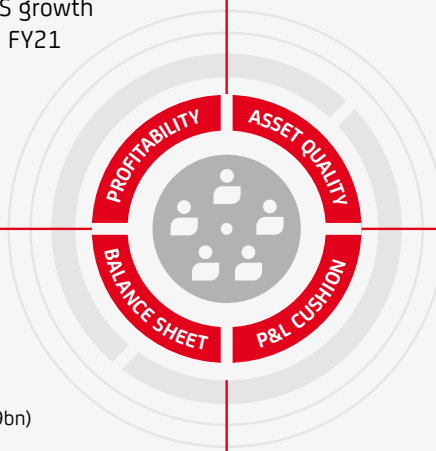
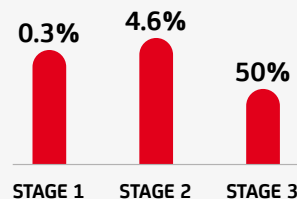
+32.3 %

pre-provision profit FY22 vs. FY21

+58 %

EPS growth vs. FY21

Coverage ratio FY22



+279bps

organical capital generation (€8.9bn)

FY22 CET1 post distribution and pro-forma regulatory buffer



1.8bn

overlays in FY22 equivalent to over one year of cost of risk^D

D. Assuming 30-35bps of annual cost of risk guidance under UniCredit Unlocked.

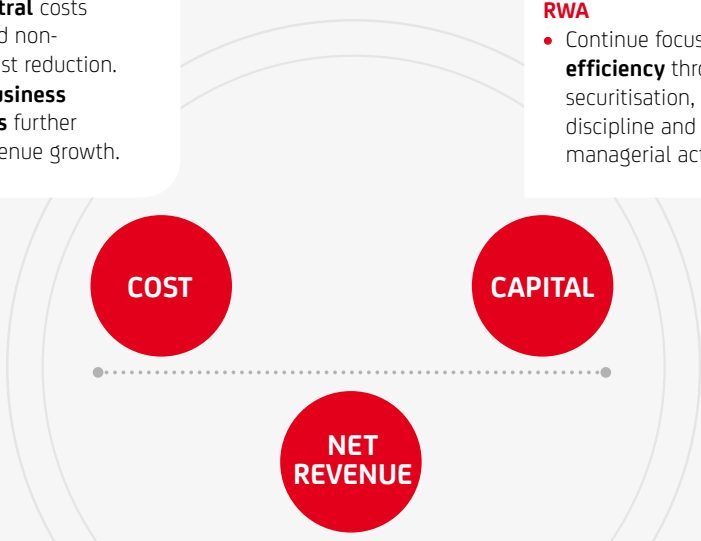
We continue preparing for an uncertain future with pre-emptive actions across all levers.

COST

- **Reduce central** costs and frontload non-necessary cost reduction.
- **Maintain business investments** further boosting revenue growth.

RWA

- Continue focus on **capital efficiency** through securitisation, origination discipline and other managerial actions.



Net Interest Income

- Continue focusing on **high quality business** with vigilant approach on new business.
- Benefit from a **robust portfolio** geared to **rising rates**.

Fees

- Continue focus on **transactional fees**
- **Boost payment and individual solution fees** via ad-hoc initiatives.
- **Boost advisory fees** increasing penetration in the SMEs space.

Loan Loss Provisions

- Prudent **overlays** to be **deployed** or **released** in the coming two years.
- **Reduce exposure to Russia**; focus on orderly de-risk shall continue.

Unlocking... A better bank.

A better world. A better future.

In 2021, we began **UniCredit's transformation**, unlocking the potential of the bank and of all its stakeholders. In 2022, the transformation accelerated as we harnessed that potential to continue building **a better bank**. A bank where every action and every ambition has been **your story and our story**. Today UniCredit is **a better bank** thanks to our clients, our people and our communities as together and united we strive **for a better world and for a better future**.



Governing Bodies of UniCredit Banka Slovenija d.d.

Management Board

Name	Function	Beginning of term of office	Termination of term of office
Lorenzo Ramajola	Chairman	23 July 2021	n.a.
Alessandro Pontoglio	Member	14 March 2017	31 January 2022
Ivanka Prezhdarova Stoyanova	Member	17 August 2018	n.a.
Tsvetelin Minchev Petyov	Member	20 July 2021	n.a.
Nevena Nikše	Member	18 August 2020	30 June 2022
Mojca Kovač	Member	26 July 2021	31 January 2022
Ronald Sudić	Member	9 February 2021	31 January 2022
Tanja Turk	Member	1 August 2022*	n.a.
Veronica Tomasoni	Member	26 October 2022	n.a.

* From 01 February 2022 until 31 July 2022 as Alternate Member of the Management Board.

Supervisory Board

Name	Function	Beginning of term of office	Termination of term of office
Pasquale Giamboi	Chairman	21 March 2019*	n.a.
Fabio Fornaroli	Deputy	5 April 2020**	n.a.
Enrica Rimoldi	Member	5 April 2020	n.a.
Andrea Cesaroni	Member	18 July 2019	15 July 2022
Georgiana Lazar	Member	5 April 2020	n.a.
Milena Vukotić	Member	23 November 2022***	n.a.

* Supervisory Board Member since 20 February 2018.

** Supervisory Board Member since 5 April 2020.

*** From 18 July 2022 until 22 November 2022 as Alternate Member of the Supervisory Board.

Audit Committee

Name	Function	Beginning of term of office	Termination of term of office
Enrica Rimoldi	Chairwoman	5 April 2020	n.a.
Pasquale Giamboi	Member	5 April 2020	n.a.
Fabio Fornaroli	Member	5 April 2020	n.a.

Risk Committee

Name	Function	Beginning of term of office	Termination of term of office
Pasquale Giamboi	Chairman	5 April 2020	n.a.
Fabio Fornaroli	Member	5 April 2020	n.a.
Andrea Cesaroni	Member	19 July 2019	15 July 2022
Milena Vukotić	Member	23 November 2022	n.a.

Nomination Committee

Name	Function	Beginning of term of office	Termination of term of office
Fabio Fornaroli	Chairman	5 April 2020	n.a.
Enrica Rimoldi	Member	5 April 2020	n.a.
Georgiana Lazar	Member	5 April 2020	n.a.

Remuneration Committee

Name	Function	Beginning of term of office	Termination of term of office
Georgiana Lazar	Chairwoman	5 April 2020	n.a.
Pasquale Giamboi	Member	21 March 2019	n.a.
Enrica Rimoldi	Member	5 April 2020	n.a.

Organizational overview

Management Board, Supervisory Board and External Auditor

as of 31 December 2022



UniCredit Banka Slovenija d.d.

Management Board

Lorenzo Ramajola	Chairman of the Management Board, CEO
Ivanka Prezhdarova	CRO
Tsvetelin Minchev	COO
Tanja Turk	Head of Corporates
Veronica Tomasoni	CFO

Supervisory Board

Pasquale Giamboi	Chairman of the Supervisory Board
Fabio Fornaroli	Deputy Chairman of the Supervisory Board
Enrica Rimoldi	Member of the Supervisory Board
Georgiana Lazar	Member of the Supervisory Board
Milena Vukotić	Member of the Supervisory Board

KPMG Slovenija d.o.o. External Auditor

Network coverage



Financial Results

Statement of Comprehensive Income for the Year 2022

The Bank closed the year 2022 with 47.7 million euros of profit before tax., while the profit after tax amounted to 41.4 million euros (2021: 12.8 million euros). The financial performance was solid despite the macroeconomic environment: the still present COVID-19, the increasing inflation, the energy crisis, general uncertainty and the response of ECB to the market situation that concretized in interest rate hike.

Some extraordinary factors, on top of business performance, contributed to the Bank positive result such as:

- The sale of the Leasing Subsidiary that occurred in July 2022, with the positive impact of 20 million euros.
- The change on TLTRO regulation as on 27 October 2022, ECB decided to recalibrate TLTRO.III by changing its terms & conditions starting from 23 November 2022. In details:
 - The existing interest rate calculation method (EIR) is maintained for the period from the settlement date of each respective TLTRO III operation until 23 November 2022 (first additional voluntary repayment)
 - From 23 November 2022 until the maturity date / early repayment date of each respective outstanding TLTRO III operation,

the interest rate is indexed to the average DFR over this period

- As results, the change was a substantial modification of the terms of the financial liability which - according to IFRS9 par. 3.3.6 - shall be accounted for as an extinguishment of the original financial liability and the recognition of a new one. One off impact in November 2022 coming from derecognition of the current financial liability and the recognition of the new financial liability determined a positive impact through P&L in the amount of 2 million euros.
- UniCredit Banka Slovenija d.d. participated in TLTRO.III operations by 449 million euros in total, of which
 - TLTRO III.4 | 409 million euros maturing June 2023
 - TLTRO III.7 | 40 million euros maturing March 2024

The Bank repaid part of TLTRO III.4 pledged by the Government bonds (211 million euros) on 21 December 2022, with no impact on LCR.

Other comprehensive income in the year 2022 recorded a loss of 8.0 million euros after tax (2021: loss of 1.8 million euros). The difference in comparison to previous year in the amount of 6.2 million euros is coming from higher loss recognized in Debt instruments at fair value through other comprehensive income which is mainly reflecting regular maturing of debt instruments portfolio.

EUR'000	2022	2021	Change (%)
Net interest income	44,429	40,140	+11 %
Net non-interest income	22,526	21,505	+5 %
Dividend	3,408	1,004	+239 %
Administrative costs (incl. Depreciation)	(46,191)	(45,183)	+2 %
Operating profit	23,952	15,604	+53 %
Profit from UniCredit Leasing sale	20,545	-	n.a
Profit (loss) before tax	47,773	15,394	+210 %
Net profit	41,370	12,819	+22 3%

Net interest income

The Bank's net interest income in the year 2022 is at 44.5 million euros and is higher than 2021 for 11% (2021: 40.1 million euros). The better result is mainly driven by higher volume of Loans to customer and increase in interest rates. In addition, there have been positive developments on Target2 account¹, while minimizing the effect of losing a fee from excess liquidity of clients that was abolished in second half of 2022. On the other hand, the changes in TLTRO regulations have had a negative impact on the net interest income compared to 2021.

Net non interest income

Net fee and commission income amounted to 22.5 million euros in 2022, which is by 1.0 million euros or by 5% higher in comparison to the previous year (2021:21.5 million euros). This increase is partially attributable to positive impacts caused by removal of the lockdowns related to COVID-19 outbreak in 2022 and consistent provision of services toward clients.

In 2022, the Bank generated **trading gains** including exchange differences of 7.1 million euros (in 2021: profit of 5.7 million euros). Increase is mainly attributable to Client related Trading Business. In addition, the Bank received dividend payment in 2022 in the amount of 3.4 million euros mainly from UniCredit Leasing prior to its sale, compared to 2021 when dividend payment amounted to 1 million euros.

On the respective Item "**Net gains / losses on assets held for sale**" the Bank generated 20.5 million euros of profit in 2022, which relates to sale of Leasing company.

In 2022, the item "Fair value adjustments in hedge accounting" resulted in 0.7 million euros of loss (2021: a loss of 0.7 million euros).

Administrative costs

The Bank administrative costs (excl depreciation), totalling to 39.9 million euros in 2022 (2021: 38.8 million euros) increased for 3 %, even though the inflation rate in Slovenia has been above 10%. This is a result of well structured cost discipline that mitigated the increase in areas of Staff costs, ICT expenses and sundry operational expenses. In addition, the Bank has renovated the premises in order to apply the hybrid work environment, which contributed to the increase of administrative costs.

Impairments and provisions

In the year 2022, the Bank released provisions in the total amount of EUR 1.2 million euros as opposed to the year 2021, when provisions were formed in the amount of 3.5 million euros. The development in the year 2022 is mainly reflecting the use of the pre-retirement fund that has been formed in 2020.

In the year 2022, the Bank recorded 7.3 million euros of negative financial impact from impairments as opposed to the year 2021, when the Bank recorded negative financial impact in the amount of 5.4 million euros. This development is mostly due to implemented geo-political overlay In order to factor-in into the LLP the risks underlying the sharp rise in energy costs for corporate segments and the rise in inflation and interest rates for private individuals which resulted in 7.0 million euros of write downs.

¹ TARGET2 is the real-time gross settlement (RTGS) system owned and operated by the Eurosystem. Central banks and commercial banks can submit payment orders in euro to TARGET2, where they are processed and settled in central bank money, i.e. money held in an account with a central bank.

Statement of Financial Position for the Year 2022

The Bank's balance sheet volume in 2022 amounted to 3,346 million euros, which represents increase (18%) as compared to previous year (2021: 3,081.1 million euros).

€/000	2022	2021	Change (%)
Total assets	3,346,421	3,081,924	+8.6 %
Financial assets held for trading	75,619	23,680	+219.3 %
Financial assets at fair value through other comprehensive income	296,708	285,485	+3.9 %
Financial assets at amortized cost and Non-trading assets	2,166,904	1,971,754	+9.9 %
Loans and receivables with customers	2,042,380	1,879,453	+8.7 %
Total liabilities	3,036,177	2,805,020	+8.2 %
Financial liabilities at amortized	2,930,646	2,731,367	+7.3 %
Financial liabilities held for trading	69,550	20,535	+238.7 %
Deposits from customers	2,531,694	2,219,984	+14.0 %
Total liabilities and shareholders' equity	3,346,421	3,081,924	+8.6 %

Assets

In the year 2022, the volume of assets increased. Loans and receivable with customers have increased in 2022 in comparison to the year 2021 (8.7%) and amounted to 2,042,4 million euros (2021: 1,879,5 million euros).

Financial assets held for trading at the end of 2022 amounted to 75,6 million euros (2021: 23,7 million euros). The increase relates mainly to Client related Trading Business. Financial liabilities held for trading amounted to 69,5 million euros at the end of 2022 and 20,5 million euros at the end of 2021.

Financial assets at fair value through other comprehensive income reached 296,7 million euros at the end of 2022 (2021: 285,5 million euros).

Financial assets at amortized cost and Non-trading financial assets mandatorily at fair value through profit or loss increased by 195,1 million euros as compared to the end of 2021. Their total volume amounted to 2,166,9 million euros (2021: 1,971,8 million euros), which is mainly reflecting the 9.9% increase in Loans to non-bank customers in 2022 in comparison to 2021.

The Bank shows current tax liabilities similarly as in the year 2021. Deferred tax assets have been formed compared to 2021 when deferred tax liabilities have been booked.

Liabilities

Financial liabilities measured at amortized cost increased in 2022 by 201 million euros and amounted to 2,931,0 million euros at the end of 2022, mainly as a consequence of growth in Deposits from non-bank customers, which in 2022 increased by 311 million euros or by 14 % in comparison to previous year and amounted to 2,531 million euros (2021: 2,220.0 million euros). On the other side the Deposits from banks and central banks and Loans from banks and central banks increased compared to previous year by 131 million euros.

Capital and capital adequacy

The Bank is soundly capitalized and reports the capital adequacy ratio (CAR) for the year 2022 at 18.8 %. In comparison to the year 2021 (18.2 %), CAR slightly improved due to lower credit RWA and slightly higher Own Funds driven by capitalized profit from 2021.

Key Events of 2022

JANUARY



A Billion Euros to Support Companies

The European Investment Fund (EIF) provided 700 million euros in guarantees to the UniCredit group. To speed up the economic recovery after the COVID-19 pandemic, we provided a total of 1 billion euros of funds for the financing of small and medium-sized companies in Bulgaria, Croatia, Slovakia, and Slovenia.



A New Way of Paying and Transferring

We introduced to customers the Flik mobile application, which presents the simplest method of making payments and transfers between users of different banks in Slovenia 24/7, as well as of paying at points of sale.

MARCH



We Launched the Virtual Branch

Customers who want to make use of certain services quickly and without visiting a branch can now quickly and easily open an account online or take out a cash loan in the amount of up to 30,000 EUR in the virtual branch.

APRIL



Awards for the Amundi Funds

For the 12th year in a row, the Finance magazine granted the Amundi mutual funds, which the Bank markets, the Best Funds award.



Financial Breakfast

The main topic of the traditional event was financial reality – globally & locally.

MAY



Success of Our Young Colleagues

Since we like to say that the world is based on young people, we are extremely proud that two of the Bank's colleagues were given the opportunity to participate in the 13th generation of the AmCham Young Professionals program, which is organized by the American Chamber of Commerce.

JUNE



500,000 Euros to Help Children

In the framework of the UniCredit Group and UniCredit Foundation's "Call for Europe" initiative, we financially supported the following: Zavod Preslica – the establishment of a learning garden in a degraded village environment with the elements of self-sufficiency, the Ljubljana Social Work Centre – the Cona project and educational support for young people with fewer opportunities, and the Ljubljana Moste - Polje Association of Friends of Youth – the Skupna točka multigenerational centre.



Success Stories

Successful women entrepreneurs, who are changing the rules of the game in the Slovenian business space and proving that even in an uncertain business environment it is possible to exceed expectations and defined plans, shared their experience and advice on how to successfully balance business and private life.

SEPTEMBER



"The Most Favourable Bank in 2022"

For 14 years, the Moje finance magazine has been conducting a research which includes banks and savings banks on the Slovenian market. We received the "Most Favourable Bank 2022 certificate", and we took 1st place in three other categories, namely "Best Consumer Loan with a Fixed Interest Rate", "Best Consumer Loan with a Variable Interest Rate" and "Best Housing Loan with a Variable Interest Rate".

OCTOBER



Safety First

Just like in traffic, safety comes first in business as well. At the business and social event, participants were presented with solutions for safe and efficient company operations and they tested themselves in safe driving at the AMZS training ground in Vransko.



Smart Office

By renovating business premises at the Bank's headquarters, we enabled employees to work in functional premises equipped in a modern manner and to use the latest technology, which enables easy and high-quality integration of hybrid teams.

NOVEMBER



Change in the Management Board

Veronica Tomasoni became a new member of the Bank's Management Board, responsible for the finance (CFO) area.



Euromoney Awards for Best and Leading Cash Manager 2022

We received the Best and Leading Cash Manager award according to the selection by the Euromoney magazine.

DECEMBER



We Joined the Financial Literacy of Children and Adults Project

In partnership with Moje finance magazine, we supported the implementation of activities to increase the financial literacy of children and adults.

Corporate Sustainability

Renovation of the headquarter

We started the hybrid work project even before the pandemic in order to respond to the growing demands of employees to balance their professional and private lives. The pandemic accelerated this process, and the Bank provided adequate equipment in a short time and enabled many employees to work from home without interruption even at the beginning of the health crisis.

77%

—
OF EMPLOYEES ALREADY USE HYBRID WORK

Due to great interest for the hybrid way of working, we released 30 % of offices. After 10 months, the comprehensive renovation of the remaining four floors at the Bank's headquarters and the transformation to Smart Offices was also completed in accordance with the UniCredit Group's guidelines for hybrid offices and local business needs, with an emphasis on the well-being of employees. We used sustainable materials and locally produced furniture and donated approximately 200 pieces of still usable office furniture from old business premises to philanthropic organizations (Firemen's Association of Slovenia, Kralji ulice and Karitas).

Hybrid work remains a way of cooperation we enable and encourage. Easier coordination of work and private obligations, significantly less paper consumption and reduction of CO2 emissions are among other important ESG goals of UniCredit Banka Slovenija d.d. and the UniCredit group.

By the end of 2022, 77 % of employees were already using hybrid working; mainly colleagues at the Bank's head office (as much as 84 %), while a certain level of work from remote locations is also possible for colleagues in sales.

In the renovated Smart Office premises, each organizational unit has a so-called "home base", and most of the work and common spaces are intended for all colleagues. The new premises have several functional common areas such as conference rooms, teamwork areas, focused work areas, areas intended for calls, business lounges etc. The meeting rooms are equipped with modern technology that enables easy and high-quality connection of hybrid teams of colleagues and remote meetings with business partners or clients.

We regularly inform our employees about the topic and send them useful information, while at the same time we regularly prepare answers to the questions that arise. We organize online lectures for colleagues on topics such as: time management, coordinating work and free time, building relationships in remote teams, exercises for well-being, since in addition to the possibility of easier coordination of obligations, we would like to offer them knowledge on how to establish this in practice. Regarding the conditions that the home office must have, we have prepared several recommendations for our employees, and we have also organized an online meeting with the inspection provider, where the employees received additional explanations.

Completely renovated offices at UniCredit Banka Slovenija d.d. headquarters support a hybrid way of working and enable greater flexibility with the help of modern equipment and technology.

Easier coordination of work and private obligations, significantly less paper consumption and reduction of CO2 emissions are important ESG goals of the UniCredit group.

Colleagues (whose nature of work allows it) can opt for a hybrid way of working at any time. Although the hybrid work is mainly used by back offices, we try to make a certain degree of work from remote locations, or we also enable sales associates to work from home.

Relations with Employees

EMPLOYEE STRUCTURE IN 2022

At the end of 2022, the Bank had 550 employees (compared to 560 employees in 2021; 565 including UniCredit Leasing d.o.o.).

UniCredit Banka Slovenija d.d. sold UniCredit Leasing, leasing, d.o.o. in July 2022.

The average number of employees in the Bank in 2022 was 562 (compared to 564 in 2021).

The Bank follows the principle of equality in the hiring process, in accordance with the internal policy of the UniCredit Spa, as a fundamental value that gives candidates equal job opportunities regardless of gender or other personal circumstances. Driven by this principle, the structure of employees by gender consists of 69 % women and 31 % men, while the structure of managers in the Bank consists of 59 % of women and 41 % of men.

69 %

FEMALE EMPLOYEES

59 %

FEMALE MANAGERS

The average age of employees is 41 years. Our employees pay great attention to knowledge and education. More than 73 % of employees have higher professional, higher vocational, university education, master's or Ph.D. degree. The educational structure remains at approximately the same level as last year.

41 years

AVERAGE AGE

73 %

HIGHER EDUCATION

(HIGHER PROFESSIONAL DEGREE,
MASTER'S OR DOCTORATE)

TRAINING AND DEVELOPMENT

We strongly believe in training and development programs as a tool to provide benefits to both the Company and the employees as they enhance personal performance boost a sense of corporate culture, improve productivity and tend to reduce turnover.

As a direct consequence, all **new employees** participate in the **Onboarding program**, which consists of mandatory trainings - related primarily to regulatory areas, with which all employees have to be familiar, and other topics related to personal growth, development and health and safety matters.

Most of the regulatory trainings, for new and existing employees, are carried out via online platform MyLearning, in order to allow access at a time that suits most the employees' schedule. In 2022, employees completed 9,736 hours of mandatory training.

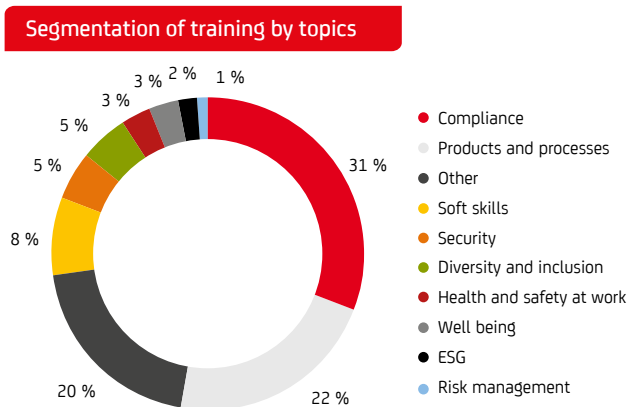
We pay special attention to **health and safety** at work and increase the knowledge of the topic via regular trainings for all employees mainly in the field of fire protection and safe and healthy work.

We also offer specific trainings to **managers**, differentiated by the current managerial level skills and competencies in order to adjust the training to the specific area that needs a development. In 2020, we also introduced the **Onboarding Program for new managers**, in addition to programs and activities that have been present for several years - EDP - Executive Development Program for managers FVP Onboarding, FVP Fast track program.

In addition to regulatory and mandatory trainings, we offer and motivate our employees to attend ad hoc educational content (in form of seminars and training) that are

important for the individual professional growth and progress in the daily work.

Total number of training hours in 2022 was 14,601 with 23,7 training hours per employee.



In addition to various trainings and programs, throughout the year we also organized different events available to entire employee population in order to support personal development and well-being. Such events include Health days (monthly lectures regarding healthy habits), More2Know initiative (internal knowledge sharing), Diversity and inclusion week, Culture Day, Accountability and Speak-up initiative with different workshops or presentations organized by the the UniCredit group or locally.

In 2022, we participated for the first time in the student business hackathon “Innovative All-nighter” within the Faculty of Economics, where students from various faculties and universities solved our challenge. We are proud that the winning team worked precisely on our challenge.

In UniCredit Banka Slovenija d.d. we own the full **Family Friendly Company** certificate, which means that we have successfully implemented activities which enable employees easier work-life balance.

In the past year, we have also successfully completed the renovation of our premises and fully equipped them in the spirit of Smart Office. Most of our employees whose work is not directly related to customers in branches have decided for hybrid way of working, which means that they can work partially from home and partially in the office. In the renovated Smart Office premises.

PERFORMANCE, REMUNERATION AND OTHER PROCESSES

Another tool that allows us to take care of the development of our employees is the so called »Performance Management«, a long-standing practice in the Bank; a clear and transparent yearly goal setting, followed by appraisal and individual feedback. In this process, we are interested not only in WHAT we are doing but also in HOW we are doing it, which means that in addition to achieving the goals we are also focused on the way the goals are achieved, by taking into consideration UniCredit’s values – Integrity, Ownership and Caring. The identification of career ambitions is also an integral part of the assessment conversation.

In our Remuneration Policy basic principles and rules regarding remuneration are defined to ensure the setting, monitoring and controlling of the compensation systems and practices adopted by the Group and the Bank. This Policy describes the mission and values in compensation approach, the pillars of compensation, the corporate and organizational governance structure and processes, as well as the compliance requirements; it indicates the compensation approaches that have to contribute to the sustainability, and it details the total compensation elements. All details regarding remuneration are disclosed in Pillar III disclosures.

In the year 2022, we focused on process digitalization and optimization to ensure better user experience for our employees. We completed the migration to a new central HR application, and improved functionality of existing P&C applications with the aim to improve data quality.

Customer Relations

Great customer experience has been our utmost priority. To ensure client satisfaction in 2022 we conducted several surveys throughout the year and were constantly following our clients’ instant feedback. Based on the latter, we were adjusting the product offer, implementing digital solutions, and tackling the areas perceived as most important to our clients.

Customers highly appreciate UniCredit Bank's professional and friendly bankers

To measure customer satisfaction, we regularly conduct the following surveys:

- Benchmarking,
- R-NPS and
- Instant Feedback.

All surveys measure the Net Promoter Score (NPS), which allows customers to express their level of satisfaction with the Bank by asking them how likely they are to recommend us to their family, friends, or acquaintances and to other companies, when the survey is conducted within the corporate and business segment.

All the surveys confirmed the importance that advisors and bank staff play in clients' satisfaction and very much influences their probability to recommend. As in the previous years, also in 2022, professionalism and friendliness of employees were praised and highly appreciated. In this respect, according to Benchmarking survey 2022, conducted by Kantar company, the satisfaction with branch (24, +3 above the market) and contact centre (27, +12 above the market average) was better than competitor banks', whereas satisfaction with relationship manager in the corporate segment exceeded the peer banks' significantly (+11).

EXCELLENT CUSTOMER EXPERIENCE AS A MINDSET

The goal of having a culture that places customers first sets the stage for long-term relationships. Having this in mind, all employees were constantly reminded to be focused on prioritising customer experience (CX), simplifying processes, trying to be easy to deal with and striving to deliver added value to our clients. We have been creating the culture of client centricity by constantly focusing on how our clients perceive us and what they value most. This was achieved through regular sharing of satisfaction survey results, which was followed by workshops to solve the repeating issues and suggest the improvements needed. Furthermore, the internal digital CX discussions targeted at all employees in the Bank were organised on a quarterly basis. At the internally led discussions, employees shared their experience and tips for great customer experience. The topics included the importance that every employee plays in CX, digital experience and efficiency

in the workplace. In a series of customer experience conversations with employees from different divisions of the Bank we thus tried to highlight the impact of different departments on customer experience and satisfaction and to build awareness that all Bank employees contribute to customer satisfaction.

DIGITAL EXPERIENCE

Many novelties in digital channels have been incorporated, which allow our customers to carry out their daily banking services in a simple, fast, and secure way.

The online fast Consumer Loan was modified to serve the wider needs of our customers. In 2022, the amount of consumer loan which can be entirely requested online was increased to 30.000 EUR. Digital lending enables the customers to satisfy their liquidity needs without visiting the branch. In 2022, the number of online loan applications and their volume grew constantly, proving that the provided solution meets clients' needs. Online Account Opening was harmonised to be simplified and faster. Mobile Bank GO! was upgraded within the scope of UniCredit improvements and upgrades and Flik instant payment was launched, also for retailers as POS and mobile app solution.

In 2022, UniCredit Banka Slovenija d.d. developed a new solution "Online poslovanje" – an online portal which enables remote electronic business for existing online and mobile banking users. It enables the user to order various banking products and electronically sign contracts and other documents with an electronic signature, without visiting a branch.

Despite an increase in the use of digital banking solutions, personal one-to-one interaction with an experienced banking advisor is still precious to our clients, especially when the customer is opting for more complex banking products. Therefore, we will continue to be a digital bank with personal touch.

ENVIRONMENTAL, SOCIAL AND GOVERNANCE (ESG) RISK

Environmental, social, and governance (ESG) issues are becoming more and more relevant for financial institutions. For banks, sustainability may soon become also an economic and existential question, generating a new type of risk: ESG risk. EBA already published regulation on the ESG risks management and supervision, resulting in a final report published in June 2021. In December 2022, EBA

published its roadmap outlining the objectives and timeline for delivering mandates and tasks in the area of sustainable finance and environmental, social and governance (ESG) risks. The roadmap explains the EBA's sequenced and comprehensive approach over the next three years to integrate ESG risks considerations in the banking framework and support the EU's efforts to achieve the transition to a more sustainable economy.

Climate change is perceived to generate significant risks to the global economy. Influence of ESG risk on financial and non-financial risks is felt across the banking at various degrees since it is not a fully stand-alone type of risk. Climate related risk is most widely researched and recognised type of environmental risk. Given climate risks specific features and its long-term forward-looking nature, stress testing is perceived as the key tool to assess their financial impacts.

To understand how each climate risks may impact the value of financial portfolios, two types of climate risk are considered: the first is physical risk and the second is transition risk, where the potential delayed introduction of climate policies to reduce CO2 emissions could have a negative impact on certain carbon-intensive industries.

In relation to ESG topics, a climate project has been set up in 2021 in the UniCredit group, which is covering the following streams:

- Group Climate and Environmental EU Taxonomy definition,
- Climate and Environmental risk methodologies,
- Integration Into Risk Management Framework,
- Rating Override,
- Financial Risks,
- Credit Risk Strategies,
- Operational and Reputational Risk and
- Process and Policies.

Environmental, Social, Governance and Reputational Risk topics reflect the evolving activities within the Bank for ESG risk, such as the launch of new Coal Policy, under which the Bank commits to ending all coal financing by the end of 2028. The Bank decided to enhance its coal policy in order to better support customers transition out from the coal based on the update of the methodology for the reputational risk assessment for coal-fired power generation sector industry.

In line with the recent review of the Coal Policy, also the review of the Oil & Gas Policy in 2022 brings a review of the Bank approach on expansion of Oil & Gas sector activities, considering customer classification as a driver for a clear lending decisions, actions and exception management rules defined in advance.

It is to be noted that the ESG risk management framework is complemented with dedicated policies for Mining, Nuclear Energy, Water Infrastructures and Defense & Weapons, which define clear rules for conducting lending business with counterparts engaged in these sensitive sectors.

Relations with Suppliers

Integrity, ownership, and care are our values and the starting point for relations with our suppliers. We build long-term relationships with them based on transparency, mutual respect, trust, and ethical and legal norms.

Our suppliers respect the Code of Conduct and, throughout the duration of the business relationship, act in accordance with the values of the UniCredit group in various areas, such as for instance the field of ethics and respect, retaliatory measures, anti-corruption policy, prevention of money laundering and the like. As part of the ESG initiatives at the Bank, we pay more and more attention to this part as well and choose suppliers who have similar way of thinking and strive to protect the environment within this area.

We have implemented a transparent, centralized procurement process, with which we achieve cost efficiency and the selection of suitable suppliers for cooperation in all areas.



We transfer the UniCredit Group's guidelines and good practices into our everyday work, which is reflected mainly in the field of outsourcing and third-party risk management. With well-established processes and programs developed for this purpose, we ensure adequate controls and transparency in dealings with suppliers, while we also reduce various risks in the field of service provision and enable continuous operations.

In addition to sectoral policies, in our operations we also follow broader policies that apply to the entire Group, namely we pay attention to the principles of the Anti-corruption Policy, the Policy for the Prevention of Money Laundering and Terrorist Financing, the Protection of Personal Data and many other policies of the UniCredit group.

Regardless of the fact that the Bank is part of an international banking group based in Italy, we encourage local growth and cooperation with local suppliers, which is also evidenced by the fact that in 2022 we increased the value of cooperation with local suppliers by 5 additional percent as compared to previous years.

We are unbiased when choosing suppliers, since this is the only way our relations with them can be our competitive advantage and also the foundation for mutual cooperation. The latter is also proven by the fact that in 2022 we cooperated with approximately 520 suppliers from as many as 30 countries world-wide.

Supporting Communities to Progress

Donations are an important expression of our attitude towards the local environment in which we operate, since more and more people in our immediate vicinity are losing hope for a better tomorrow. With financial and material donations, in 2022 we again demonstrated that we understand the hardships of individuals and families, and we give back to the environment part of what we get from it to the best of our ability.

We continued our long-standing partnership with the Association of Friends of Youth Ljubljana Moste - Polje (ZPM) and provided their wards with support in school education, and at the beginning of the new year we gave families 280 vouchers for the purchase of food and children's books.

We brightened the day for more than 300 elderly people with a warm meal, helped the

Fire Brigade to restore equipment destroyed in the recent fires, and helped the parents' association of Heroes of the 3rd Floor to carry out activities for little fighters beating cancer.

When we started the renovation of our business premises, we paid attention to the needs of local associations and non-profit organizations, and donated useful, high-quality office equipment for their operations.

To achieve great things, we must not only act, but also dream and believe in our goals. Therefore, we supported educational projects that support better future decisions under the auspices of ZPM, the Preslica institute and the CONA project. We also launched a partnership with the magazine Moje finance to implement projects that will contribute to increasing the financial literacy of adults and children, while we will also prepare a customized education program for families under the auspices of ZPM.

In 2022, we continued and upgraded our support of the Izvozniki.si – Best of Slovenia project, under the auspices of the Finance newspaper. With our contents, we helped present useful information, innovations and good business practices of exporters and their partners at home and abroad.

The Medical Chamber of Slovenia is an independent professional organization of doctors and dentists, we have been cooperating with since 2012. As part of the cooperation, UniCredit Banka Slovenija d.d. offers members of the chamber – private doctors and doctors with private practice – modern banking solutions and exclusive benefits tailored to their needs.

Top artistic creations and world-renowned performers from the world of music, dance, and film under the auspices of the Ljubljana Festival have been providing diverse cultural events in the Slovenian capital for 70 years. In 2022, we supported the Festival again as a proud sponsor of the ballet-themed evening with the Bêjart Ballet from Lausanne.

Segment's Performance Review

Retail and Micro Business segment Banking

Retail and Micro Business represents an important pillar of the Bank's overall operations, generating 40 % of its total revenue in 2022.

RETAIL BANKING

After several years of pandemic and post-pandemic period, our priority remains to ensure safety of our customers and employees, while at the same time providing support to customers and communities in these difficult times.

Our challenges encourage us to further accelerate our digital capabilities and digital customer journey, especially as traditional customer behaviour is changing. Digital transformation remains one of the priorities: the achievements of the recent past will continue in the future, since we are constantly implementing and improving our digital channels and products. For instance, with the improvement of the process of obtaining a digital loan, in 2022 we recorded a growth in loans concluded via digital channel.

Since customer behaviour and habits are changing, most banking transactions are transferred from physical to alternative banking channels that allow distance business operations without having to visit a branch. In line with the new consumer habits and our digital agenda, in 2023 we will continue with the optimization of our business network which at the end of 2022 consisted of 16 branches and 2 agencies. To provide customers with the best user experience in the future as well, we are modernizing the layout of our branches, where there will be even greater emphasis on advisory, while daily business is shifting into the virtual environment of mobile phones, online banks, and financial portals.

UniCredit Banka Slovenija d.d. was recognized as "The most favourable bank of 2022" by the magazine Moje Finance. The title is a result of

competitive market positioning and the pursuit of the main goal in the Retail segment – acquiring new customers for the Bank. This goal is also supported by improved online solution for opening transaction account, making it even more user friendly and fast for accessing the Bank. In addition, UniCredit Banka Slovenija d.d. was also recognized as "The bank with the most favourable consumer loan with variable interest rate of 2022", "The bank with the most favourable consumer loan with fixed interest rate of 2022" and "The bank with the most favourable housing loan with variable interest rate of 2022" by the magazine Moje Finance.

As a Bank with a wide range of loan products for private individuals, we improved our new offering of mortgage loans and consumer loans. The growth of our loan portfolio benefited from the growth of real estate market and low interest rates that characterized the first half of 2022.

As far as savings products are concerned, we continued with the growth and achieved good results on the deposit product and given the market circumstances reasonable results in the field of investment funds. Our portfolio of new customers with savings products is growing due to well-organized and qualified advisors. We also supported and enabled our customers access to end-to-end full processing of term deposit products, via the E-platform which was set up in 2020 and further upgraded in 2022 with additional services that could be performed remotely.

In the insurance segment, we have a long-term partnership with the Generali insurance company for borrower's insurance and with the Allianz insurance company for the life and non-life insurance. The Bank has been constantly investing in additional improvements of the processes and the expertise of our advisors in order to achieve greater transparency in selling insurance products and to ensure that insurance products are tailored to the needs and demands of the customer.

MICRO BUSINESS BANKING

We cover both the Retail segment as well as the segment of Micro Business banking. In recent years, the entrepreneurship segment has been growing in general, and this segment represents approximately 17 % of all Retail banking division revenue.

In 2022, we introduced a new organizational unit Micro Companies which represents an important pillar in the Micro Business segment banking. This move further facilitates the needs of our small business customers and improves their satisfaction with their relationship managers and the Bank. While constantly introducing various product simplifications, a pre-checked basket was also established which is continuously adapted to customer needs.

In addition to a wide range of standard products available to the Micro Business segment clients for their daily operations (such as electronic banking, various forms of loans and guarantees), nonstandard products are also available to them to better address their specific needs. The companies can thus establish themselves in the market in a competitive manner, improve their market position, expand their operations, improve the financing of their working capital, increase added value per employee, retain and create new jobs, encourage private investments, and strengthen the development and technological solutions.

In terms of the ESG initiative for our customer projects, we stimulate the use of renewable energy sources, investments into environmental and energy efficient technology and the promotion of social lending.

With continuous improvements of processes for the Micro Business segment, new and renewed packages are being prepared, which will further facilitate transparency and business operations of the Micro Business segment companies.

CORPORATE

Client centricity prevailed also in the year 2022 and thus, the focus was on the initiatives that improve customer journey. Being focused on outstanding service and exceeding client expectations, we regularly monitor their satisfaction. The Net Promotor Score (NPS) index, measuring customer loyalty, for the Bank is better than market average in the Slovenian market (source: Benchmarking survey 2022, Katar). Clients wish to do more business with UniCredit Banka Slovenija d.d. and appraise relationship managers due to

their professionalism and friendliness. Special clients' acknowledgement appraisal was also the Euromoney Cash Management Award, where clients chose the Bank as best service provider and market leader in the Slovenian market in the field of cash management.

We strive to be more than a bank to our clients. A trustworthy business partner which offers added value and constantly tries to keep its corporate clients up to date with market trends. In this respect, traditional spring macroeconomic breakfast was organised again in 2022, where the representatives of companies were introduced to the financial perspective. Being aware that partnerships play a crucial role in knowledge sharing and detecting potential business opportunities, we have been the lead partner of Izvozniki.si, a project of Finance newspaper that targets exporters from the Slovenian market. Through this initiative, we shared a lot of useful content with the companies and awarded the Exporter of the year at the Exporter's Conference.

In 2022, the ultimate goal of the Corporate banking was to provide our customers with better experience through faster response, leveraging on improved efficiency and decreased operational risk. The projects and initiatives were both business- and regulatory-driven. We continued with our efforts for further enhancement of the digital offer, process simplification and unique value-added services. And by doing so, ESG has been established as the main direction. Digitalisation and our commitment to ESG (environmental, social, and governance) principles are key enablers for our service. They help us deliver excellence to our stakeholders and create a sustainable future for our clients, our communities, and our people.

In 2022, we successfully implemented and completed the European Guarantee Fund (EGF) scheme and concluded transactions covered by the European Guarantee Fund, offered by the European Investment Bank (EIB).

In the Mid Corporates segment, activities continued to focus on WoCa (Working Capital) solutions to enable liquidity to customers. Also, in 2022 we played an important role in the field of syndicated loans and structured finance.

In the Small Corporates segment, we allowed the conditions for flawless operations, supported the investment activities and various projects, focused on growth and develop-

ment, and optimised their current operations through tailor-made financial structures. Partnerships with customers were deepened via digital channels, successful implementation of the European Guarantee Fund scheme and via the support of sustainable operations of companies in an unstable environment.

The UniCredit Group's international network offered the customers a comprehensive range of cross-border solutions, which are tailor-made to their needs. High-quality services, expert advice and support, and access to banking services were provided to customers also on other important markets through our banking network in Europe and world-wide. We strengthened our leading position in the International segment by acquiring new, distinguished companies that entered the Slovenian market.

In the Large Corporates segment (including financial institutions), we provided customers with a wide product range, both at home as well as in cross-border operations. Within the framework of existing business relationships with financial institutions and the global UniCredit group network, we offered high-quality services which addressed our customers' needs in the appropriate manner.

In 2022, in the Cash Management segment, we were recognised by the Euromoney 2022 Cash Management Survey as the leading provider of cash management services in Slovenia. Besides that, we continued with the innovation and digitalisation trend. Despite restrictions on operations due to the Ukrainian and Russian situation and consequences of it, we recorded 19-percent growth in revenue compared to 2021 due to higher transaction volumes, in amount as well as in number of transactions, as a result of current clients' activities as well as acquiring new key clients.

In 2022, based on our knowledge of companies' business, their financial situation, and comparative analyses, we proactively advised our customers on specific solutions which optimally matched their business activities.

In the field of Custodian Securities Services, we once again demonstrated our expertise by providing professional support to our customers and implementing regulatory requirements.

The UniCredit Corporate Finance advisory group advised and collaborated in multiple transactions in the year 2022, thus contributing, together with other UniCredit Corporate Finance departments of the UniCredit group,

to successful year for UniCredit S.p.A.

In the Financial Markets segment, we continued to support our corporate clients with a range of products that enable both basic financial instruments transactions as well as hedging against market risks, where we covered hedging against currency, interest rate and commodity risks. The Bank's trading activity included currencies, government bonds and some derivatives at interest rates.

FINANCIAL RESULTS AND GOALS

Despite market conditions, due to the interest rate hike by the ECB, especially in second half of the year, the Corporate and Investment Banking division operated successfully in 2022. The volume of loans increased by 19 % compared to the end of 2021, while the average volume of loans increased by 21 % and thus exceeded its goals. During the same period, volume of deposits also increased by 34 %, as well as the average volume of deposits, which increased by 9 %. The income from guarantees highly contributed to fee income with 19-percent growth compared to 2021. Since we were successful with loan volume growth in 2022, our fee income also improved, by 33 %. Since the stock market started to be affected by market conditions, the custody fees were impacted, which resulted in 7-percent decline of fee income.

In the future, we will also strive to further improve the overall customer experience, using high-quality, simple, and quick services as well as to meet regulatory requirements. Additionally, we will continue to focus on encouraging knowledge and experience sharing, dialogue and transparency as well as to invest in employee development.

The digitisation of processes and banking solutions remains our important priority also in the future. In 2023, we will also focus on increasing loan volumes and improving market share in loans to corporates while considering important potential risks. Knowing our customers, offering most suitable solutions for their businesses, and continuing to provide banking services at the highest level by our employees will remain at the centre of the efforts while customer satisfaction remains the key concern in everything we do.

COO (Operations)

Security is a variable constant. Since the environment, customer needs, and external security threats are constantly changing, the Security also needs to adapt. In 2022, the Bank's Security function introduced the Digital Security and Corporate Security, thus ensuring better focus in the Cyber and Information Security in the Digital segment and in Business continuity management (BCM), Antifraud and Technical Security in the Corporate Security segment. To achieve the defined objectives, we put special emphasis on employee education and upskilling in the Digital area.

In general, employees' security awareness remains one of the key priorities. We thus provided several digital security trainings and continuously conducted various phishing campaigns.

The implementation of Security Operations Centre was completed in 2022 and through it we assured 24/7 monitoring and response to potential cyber security incidents and information technology incidents.

Operations were effected by three major events in 2022: the first one was the reorganisation in February when two additional mid-office units joined our operations; the second one took place end of April with the move to renovated premises, equipped for hybrid/smart work and the third event took place in July with the sale of UniCredit Leasing d.o.o. Based on the Service-level agreement, supporting activities were performed in the Operations department. In relation to mentioned events Operations were adapting to newly joined units and new processes. In the area of lease sale, the Operations were successfully involved in the activities accompanying sales where task force was established for best results.

Operations are continuing to support end-to-end processes in a quality and timely manner. We are also placing a lot of effort in maintaining good cooperation with internal partners. Last months of the year 2022 were mainly focused on becoming leaner by searching for synergies within Operations, looking for solutions for being more digital and "green" and improving processes. There are still many challenges ahead of us, so we will continue to focus on being lean, to optimize and automatize processes and to support our clients and internal partners with high priority.

We encourage speak-up culture in operations, as well as knowledge sharing, employees'

growth, and focusing employees on most critical processes. Being compliant and fulfilling all regulatory requirements has also been one of our priorities and will continue to be so in the future.

In the Digital and information office, we strive for stable and secure environment. In year 2022, enormous efforts were directed towards improving resiliency and security of the IT environment. That was followed by excellent results on digital channels where we achieved 99.98 availability of the systems in 2022. Achieving this was crucial in supporting one of the Bank's key business strategies – increasing digital sales.

99.98 %

Mobile bank availability

IMPROVEMENTS

We were running specific digital projects in agile way fully integrating ICT specialists in working teams with excellent results. We also strengthened the ICT team with several new IT specialists in 2022 to be able to support growing digitalization trend. Great step forward was also achieved via new process of task prioritization and resource management which will help us to be even more productive and successful in the following years. We successfully migrated our RPA environment from Softomotive to Power automate platform. Considerable progress was also made in regulatory areas where constant upgrades and improvements were delivered throughout 2022.

DIGITAL PROGRESS AND PAPERLESS OPERATIONS

In the digital area, we significantly improved online platforms with the aim to increase digital sales and we achieved excellent results especially for digital loans. Paperless operations became one of the Bank's important strategic goals several years ago. The beginning of paperless business was the implementation of sign pads in our branches. As part of the paperless business project, we have made it possible to sign all products that we currently offer to customers in our branches. In the final phase of the project, in 2022, we enabled support for paperless cashier operations, which will become operational in early 2023.

46 %
of all August consumer loans
sold online

IT INFRASTRUCTURE

In terms of IT infrastructure, we made a significant progress towards better integration with the Group environment via adopting O365 cloud services – the Group Single tenant project for all CEE countries. This now provides standard environment in one cloud allowing shared collaboration and seamless experience in Intranet, Yammer, OneDrive and Teams. We also implemented PowerHA (High availability solution) for our core system that will improve even further our resilience in case of unexpected events. Last but, not least, important was the SmartWorkplace project – the renovation of complete ICT environment where we redesigned the user smart shared workplace for our employees and implemented Teams Room devices to support hybrid work in all conference rooms.

DATA OFFICE

Data Office continued to strengthen the support to business owners and significantly increased the number of automatic data quality controls in the Regulatory Reporting, Risk Management, and other critical banking areas. To optimize the process and support the increasing volume, Data Office consolidated data quality management on a single technical platform, including remediation portal and modern visualization capabilities. In addition, Data Office facilitated several Group data projects, which continued to on-board our data to UniCredit group data platforms, ensuring a standardized and documented data flow for important Group Regulatory and Liquidity reports.

REORGANIZATION

In accordance with the strategic direction of the UniCredit group, we carried out a reorganization of the Bank in 2022. The reorganization was carried out in accordance with the guidelines for simplifying and unifying the organizational structure of the banks within the UniCredit group, and will enable faster achievement of the strategic digitization goals.

In the Real Estate, Procurement, Cost & TPRM, we pay special attention to the adequacy of

the working environment. Therefore, in 2022 we renovated and adapted workspaces in our head office. When renovating the premises, we prioritize functionality, choose natural materials, and strive to collaborate with local suppliers. Warm and designed space represents the fundamental expression of quality of life and intelligent business. Accordingly, in the renovation of our premises, we included sustainable materials, which are an uncompromising combination of engineering, aesthetics as well as efficiency which enable employees as well as the customers to feel good.

Macroeconomic situation, banking, financial markets and outlook

In Slovenia GDP grew by 5.4 % in 2022, after an 8.2 % growth in 2021. The growth was driven by solid increase in consumption, a rise in investments, and a build-up in inventories. Exports also increased significantly but their impact on growth was more than offset by the surge in imports.

In terms of intra-year dynamics, strong growth in the first half of 2022 gave way to a deterioration in economic performance in the second half of 2022. We expect the economic performance to remain weak in the first half of 2023 due to the impact of high commodity prices, a squeeze on real income and lower growth among Slovenia's main trading partners. Thereafter, we expect a rather gradual recovery of growth, as headwinds to growth begin to ease. The growth of consumption will likely slow markedly in 2023 due to a reduction in purchasing power and a deterioration in consumer confidence. Investments will probably remain at a standstill in 2023, while we expect net exports to add somewhat to growth in 2023.

Inflation increased significantly in 2022 driven by the energy prices, global food prices and core inflation, the latter is a result of expensive imports caused by supply-bottlenecks and strengthening domestic demand. The government measures aimed at mitigating the impact of high global energy prices helped contain the inflationary pressures. Inflation is likely to remain high in the first half of 2023 before starting to slow in the second part of the year.

The preliminary fiscal data for 2022 show that the general government deficit has amounted to 1.6 billion EUR, or 2.8 % of the estimated GDP, according to the Ministry of Finance. This is lower than the planned 4.4 % of GDP, due to higher-than-expected revenues and lower-than-expected expenditure. The general government debt was 70.0 % of GDP

at the end of 2022, down from 74.5 % of GDP at end of 2021.

The pre-tax profit for the banking sector in Slovenia amounted to 477 EUR million over the first eleven months of the year, similar to the same period in the previous year. Lending growth to households rose increased from 5.1 % yoy in December 2021 to 8.5 % yoy in September 2022, mostly driven by housing loans but slowed to below 7.9 % yoy in the following two months.

Lending growth to non-financial corporations increased significantly, from 6.3 % yoy in December 2021 to 15.7 % yoy in November in 2022. The NPE ratio was 1.2 % in November 2022, thus at a similar level to that at the end of 2021.

Operational and reputational risk

Operational risk framework

Operational risk is the risk of direct or indirect loss arising from a wide variety of causes associated with internal processes, personnel, technology and infrastructure or caused by external factors other than credit, market and liquidity risk. This definition also includes legal and compliance risk but excludes strategic and reputational risk.

To monitor, mitigate and control the operational risk, the Bank has established a consistent, value-added framework as a combination of policies and procedures for controlling, measuring and mitigating operational risk and the overall effectiveness of internal control environment. The Bank focuses on proactive identification and mitigation of operational risk and related incidents. The goal is to keep operational risk at appropriate levels, considering the Bank's financial strength, characteristics of its businesses, markets where it operates, and

competitive and regulatory environment to which it is subject. Key topics are transparency of information, escalation of key issues and accountability for issue resolution.

The Bank's approach to operational risk management is intended to mitigate such losses by supplementing traditional control-based approaches to operational risk with risk measures, tools and disciplines that are risk-specific, consistently applied and utilized. Spread of culture that is aware of operational risk is an essential tool to mitigate the risk and reduce actual losses.

Operational risk governance system

The entire organization and distribution of competencies and responsibilities in the area of operational risk management from the point of view of assessment/measurement, monitoring and controlling of operational risk in the Bank is defined in the way that enables and ensures timely recording and reporting of occurred operational risk events, timely introduction of measures in order to prevent the occurrence of loss events and effective monitoring and controlling of operational risk.

The Bank's Management Board is responsible for effective overview and understanding of the exposure to operational risk.

Operational risk measurement system

The Bank has been using the Advanced Measurement Approach (AMA) for measuring and calculating capital requirement for operational risk since September 2009. An improved version of the risk capital model for operational risk has been developed at the Group level and implemented also in our Bank. The model uses a combination of internal and external data and analyses of



scenarios and factors which reflect business environment and internal controls.

The Bank's operational risk framework is supported by the Application for Risk Gauging Online (ARGO), the Group's designed operational risk software tool. ARGO integrates the individual components of the operational risk management framework into a unified, web-based tool. ARGO enhances the capture, reporting and analysis of operational risk data by enabling risk identification, measurement, monitoring, reporting and analysis to be done in an integrated manner, thereby enabling efficiencies in the Bank's monitoring and management of its operational risk.

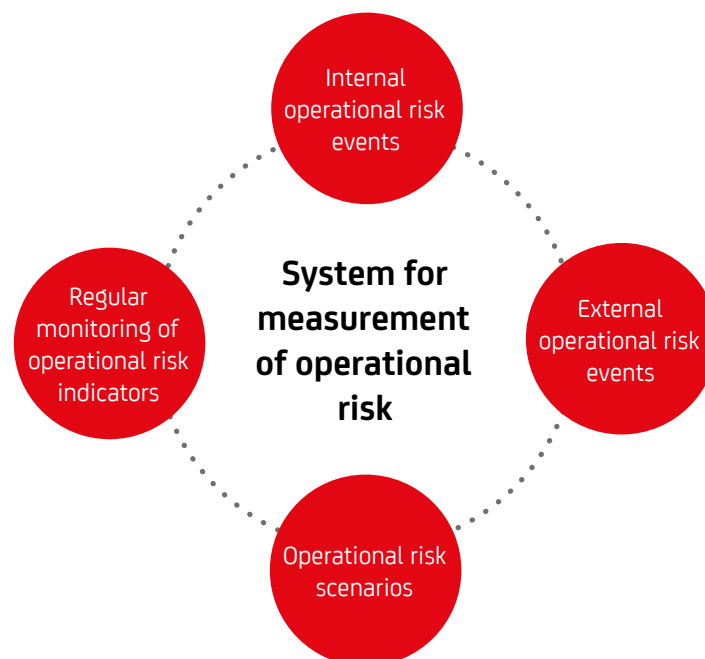
A network of independent functions and teams is involved in managing and controlling risks, providing the Management Board with information on the risk situation and enabling the Management Board to manage risk. As a body in 2012, the Permanent Workgroup concept (PWG) was set up within the Operational Risk Committee, which provides timely monitoring of risk mitigation actions and escalating any criticalities to the appropriate level of management. The purpose of quarterly reports prepared by the Permanent Workgroup is to enable management to maintain operational risk at appropriate levels within each line of business, to escalate issues and to regularly monitor mitigation actions.

The system for assessment and measurement of operational risk is based on four key elements: collecting and analysing internal operational risk events, external operational risk events, annual analysis of operational risk scenarios and regular monitoring of risk indicators.

To manage operational risk, the Bank maintains a series of policies and procedures for its measurement, control and mitigation. In accordance with the Group operational risk framework, Bank identify and assess the risks inherent to all our material products, activities, processes and systems. This is a regular process of monitoring risk profiles, material risk exposure, and risk mitigation strategies.

In line with the strategy adopted within Transform 2019 plan to reduce operational risk, during 2018 and 2019 several risk indicators were established enabling the Bank to develop stronger control processes and identify potential areas for further improvement.

During 2022, improvements in implementation of additional 2nd level controls in Operational Risk area were achieved by newly implemented monthly monitoring for ICT



processes in relation to ICT Change management and ICT Incident management.

In addition, based on the operational assessment on cross credit area, new risk indicators were set up at Group level enabling the Bank's stronger control and monitoring of external frauds (rejected credit application requests due to antifraud process and early defaulted cases), expired credit lines, incorrect collateral/guarantee management and incorrect management of credit contracts (archiving).

Business Continuity Plan

The year 2022 fostered on remote work capacities, which were established since 2020. They are currently well above 95 % of all employees, still actively using the remote work option, implemented during COVID-19 situation. Remote work in this way covers several crisis scenarios listed below (e.g. Unavailability of building) and is included into Group's Emergency and Crisis Management Policy.

The business continuity plan includes a set of documents that define organizational solutions for restoring the operational capability to a predefined level, with the aim to minimize or to avoid losses of the Bank due to disruptions. Regarding the testing of solutions, the plan also describes types and frequencies of tests to be performed. Solutions are defined based on the performed Business Impact Analyses as well as an assessment of vulnerability, historical data and other availa-

ble information to the process owner and Business Continuity & Crisis Manager.

Business Continuity Plan considers the following six crisis scenarios:

- Unavailability of building,
- Unavailability of personnel,
- Unavailability of IT systems,
- Unavailability of utilities,
- Unavailability of critical documentation and
- Unavailability of relevant counterparties and critical suppliers.

Internal Loss Data Collection

Internal loss data has been collected since 2002 and has helped to:

- Spread the awareness of operational risk throughout the Bank;
- Build experience in the operational risk concept and tools;
- Achieve a deeper understanding of the embedded risk in the business process.

Internal Loss Data are collected and processed in close coordination and cooperation with other departments and units. The minimum threshold at which an event is recorded is 100 EUR of actual loss or 10,000 EUR of potential loss. Any losses below these thresholds are not collected. The operational risk events are allocated in line with operational risk standards to the following seven categories:

- Internal fraud;
- External fraud;
- Employment practices and workplace safety;
- Clients, products and business practices;
- Natural disasters and public safety;
- Business disruption and technology system failures;
- Execution, delivery and process management.

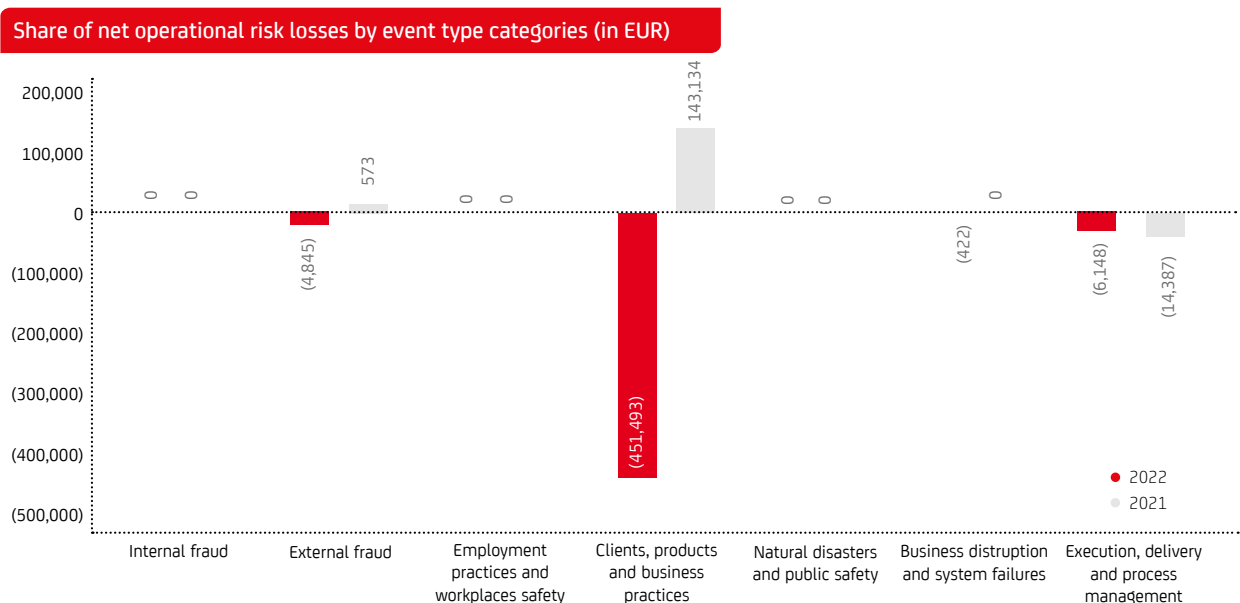
Operational risk losses are regularly reconciled with the Group's Income Statement to ensure completeness of the collected operational risk losses.

The Bank must consider the fact that it always takes numerous measures to manage and reduce operational risk. Implementation of mitigation measures is constantly monitored and new measures are proposed.

In 2020, 2021 and 2022 a new modality of smart working due to the COVID-19 emergency resulted in partial re-design of the processes to comply with the Government's decrees and to meet employees and customer's needs. Several task forces and operational risk assessments have been set up to tackle mostly impacted processes and areas in the Bank also to prevent potential external fraudulent schemes.

Key Risk Indicators (KRI)

Risk indicators are numerical variables whose trend is linked to the processes' operational risk exposure. Risk indicators are measurable data reflecting the exposure to operational



risk: the value of an indicator should correlate with changes in risk levels. Monitoring operational risk using indicators will give early warning signals to the Operational Risk Team, process owners and persons directly in charge of the risk management.

The selection process of indicators involves the Operational Risk Management function and process owners and is based on internal loss data, external data, scenario analysis, experts' suggestion of processes and internal audit, business environment and internal control factors.

Scenario Analysis

The goal of scenario analysis is to assess the Bank's operational risk exposure to high impact and low probability events. The scenarios are defined by analysing internal losses, external events deemed relevant, trends of key operational risk indicators, processes, products, and event types. The experience of process managers and operational risk managers as well as suggestions from internal audit and the senior management is taken into consideration. Results, in terms of worst case scenarios, critical processes, mitigation proposals or impacts on capital at risk are described in specific scenario reports.

Internal Validation

The Bank uses internal validation process and supporting architecture as a dynamic risk management tool. The main objective of the internal validation is to assess the overall soundness and the effectiveness of the Operational Risk Management System as well as compliance with regulations and standards of the UniCredit group and the Supervisory requirements for using the AMA. The methodologies of the UniCredit group for measuring and allocating the capital at risk and the IT system are validated at the Group level. The goal of the internal validation process is to identify the key operational risks specific to our environment and assess the degree to which it maintains appropriate controls. Action plans are developed for control issues identified, and business units are held accountable for tracking and resolving these issues on a timely basis.

Reputational risk

Reputational risk is defined as the current or prospective risk to earnings and capital arising from the adverse perception of the image of the financial institution on the part of customers, counterparties (including also debt-holders, market analysts, other relevant parties), shareholders/investors, regulators or employees (stakeholders).

Reputational risk is a secondary risk generated as a "knock-on effect" from risk categories, such as credit, market, operational and liquidity risks and all others risks types (e.g. business risk, strategy risk, ESG risk which considers the environmental, social and governance aspects of responsible investments). Reputational risk could also be generated from material events.

Since 2010, the UniCredit group and consequently the Bank has ruled the reputational risk and the global policy currently in place is the Group Reputational Risk management policy which aims at defining a general set of principles and rules for assessing and controlling reputational risk. In addition, since 2022 the Global Policy for "Reputational Risk management in the sensitive sectors" has been in force with the aim of defining foundation principles with the list of allowed supports, conditions, restrictions, exclusions and the rules for the related approval process for each sensitive sector identified by the UniCredit group, such as Coal sector, Oil&Gas sector, Defence&Weapons sector, Mining Industry sector, Nuclear Energy sector and Water Infrastructure sector.

At UniCredit Banka Slovenija d.d., the dedicated function in charge is the Non Financial and Financial Risks unit within Risk Management Division.

Furthermore, in 2019 a separate Reputational Risk Committee ("RRC") was established by the Management Board of UniCredit Banka Slovenija d.d., in charge of evaluating possible Reputational risks inherent transactions, on the basis of the current Reputational risk guidelines and policies. In 2021, in line with the simplification of the internal committee's set-up, the Reputational Risk Committee was cancelled and incorporated into a newly established Committee - Non-Financial Risks and Controls Committee – Session dedicated to Reputational Risk ("NFRCC-RRC"),

The NFRCC-RRC was established in order to enhance the reputational risk management framework of the Bank and improve the decision making process related to business

initiatives that could have a significant impact on the reputational risk of the Bank.

The local NFRC-RRC is the main body of the Bank responsible for liaising with the UniCredit group Non-Financial Risk Committee (NFRC) on all matters related to reputational risk.

The current policies mitigating specific Reputational risk topics regard “Defense/ Weapons Industry”, “Nuclear Energy”, “Mining”, “Water Infrastructure (dam)” “Coal Sector”, and “Non-Conventional Oil & Gas and Arctic Region Oil & Gas Industry Sector”. In 2021, the policies “Non-Conventional Oil & Gas and Arctic Region Oil & Gas Industry Sector” and “Coal Sector” were updated in order to provide a complete exit from the coal industry in all markets by 2028.

In addition, during 2022 all the sensitive sectors policies were updated and enhanced with considerations on potential power and gas crisis and in line with the geopolitical context that has highlighted several tensions that might affect power and gas availability with possible impacts on availability of (i) sites, (ii) ICT resources, and (iii) critical out-sourcers and third parties.

The UniCredit group developed a proprietary methodology for the quantification of reputational risk and the consequent calculation of the Value-at-Risk (VaR) for such a risk.

The methodology estimates the semi-elasticity between the “media sentiment” referred to UniCredit (summarized into the Media Tonality Index, provided by an external company, PRIME Research, qualified in Reputation Intelligence and Media Monitoring) and the market expectations regarding the Group expected future profits, which are derived from equity prices via the reverse engineering of a dividend discount model, once sterilized from the effects affecting the whole European banking sector.

The Reputational VaR represents the maximum (at 99.9 percent confidence level) potential reduction of future earnings as derived from the estimated model parameters and the distribution of the Media Tonality Index. Economic capital due to Reputational Risk quantified at Group level is allocated to LEs consistently with the allocation mechanism used for the Operational Risk economic capital.

Supervisory Board Report

General

In 2022, the Supervisory Board of UniCredit Banka Slovenija d.d. monitored and oversaw the current business operations of the Bank and the Group (hereinafter together referred to as: the Bank), the financial results achieved and the work of its Management Board, in accordance with its powers, authorizations and duties as set out in the Articles of Association of the Bank and in the Rules of Procedure of the Supervisory Board, as well as based on the provisions in force of the Companies Act and the Banking Act and respective executive regulations. At the Supervisory Board's regular sessions, the Bank's Management Board kept the members of the Supervisory Board informed of the following issues: all important business events in the Bank and other activities related to the Bank's operating business; the economic and political environment; important changes of legislation that affected the Bank's operating business; and the Bank's achieved financial results as compared to the adopted financial plan of operations. The Management Board also regularly informed the Supervisory Board about the expected financial results until the end of the fiscal year and about their fulfilment as well as about business initiatives.

In 2022, there were some changes in the structure of the Bank's Supervisory Board. Following the resignation of Andrea Cesaroni on 15 July 2022, Milena Vukotič was appointed as the new alternate member of the Supervisory Board at the Bank's General Meeting of Shareholders on 18 July 2022 to assure the adequate number of Supervisory Board members. Subsequently, Milena Vukotič was appointed as the regular member of the Supervisory Board at the Bank's General Meeting of Shareholders on 25 August 2022 and assumed the function of the Supervisory Board member after obtaining the approval from the European Central Bank on 23 November 2022. The Supervisory Board of the Bank is thus composed of five members, all representatives of the Bank's sole shareholder: Pasquale Giamboi (Chairman), Fabio Fornaroli (Deputy Chairman), Georgiana Lazar,

Enrica Rimoldi and Milena Vukotič. Despite the specific ownership structure, whereby UniCredit S.p.A. is a 100-percent owner of the Bank, in addition to the members of the Supervisory Board employed with the UniCredit group, one Supervisory Board member (Enrica Rimoldi) is an external expert in accounting and financial business who contributed to a high-quality and transparent performance of the Supervisory Board in the year 2022. Moreover, the members of the Supervisory Board are not personally, directly or indirectly, involved in the ownership structure nor are they in any business relationship with the Bank, thus avoiding any potential conflicts of interest. Nonetheless, the UniCredit group has adequate mechanisms to control and solve potential conflicts of interest, should they occur.

In the year 2022, the Bank's Supervisory Board met and adopted resolutions at four regular and four extraordinary meetings which were held via video-conference, taking into consideration the circumstances following the COVID-19 epidemics. At individual meetings, adequate participation of the Supervisory Board members was ensured. In line with legal provisions, its powers as set out in the Articles of Association and in accordance with the Bank's need for efficient work, individual resolutions were also adopted at the Supervisory Board correspondence sessions and subsequently presented and validated during the next regular meeting of the Supervisory Board. All decisions or resolutions of the Supervisory Board were adopted unanimously, whereas the members of the Supervisory Board expressed with arguments their standpoints regarding their adoption and actively participated in the discussion. Also, members of the Supervisory Board regularly participated in trainings and education in the fields which are important for high-quality and effective fulfilment of tasks.

The Supervisory Board thoroughly examined respective submitted, professionally prepared, sufficient and transparent materials and reports of the Supervisory Board Audit Committee and other committees and

requested their supplementations when necessary. Moreover, the Supervisory Board verified its activities on a regular basis and thus additionally contributed to the expertise and quality of its work. While monitoring the Bank's operations, the Supervisory Board obtained and analysed both the materials containing data on the performance of the Bank itself as well as of its affiliated company UniCredit Leasing, leasing, d.o.o. (relevant until 22 July 2022). The Supervisory Board therefore deems its work in 2022 as quality and on high ethical standing, professional and in line with the valid legislation and internal rules of the Group.

Important Supervisory Board Decisions

At the 95th extraordinary meeting, held on 26 January 2022, the Supervisory Board confirmed the change of KPIs within the Risk Appetite Framework (RAF) and adopted the new Supervisory Board Rules of Procedures.

At the 96th extraordinary meeting, held on 3 February 2022, the Supervisory Board was informed on adoption of the Law on limitation and distribution of foreign exchange risk between creditors and borrowers concerning loan agreements in Swiss francs (ZOPVTKK) by the National Assembly and consequently acknowledged the activation of the capital alarm contingency phase due to estimated effects to the Bank's capital adequacy. The Supervisory Board acknowledged the de-activation of the capital alarm contingency phase after the Constitutional Court withheld the effects of ZOPVTKK on its correspondence meeting on 22 March 2022.

At its 97th regular meeting, on 23 February 2022, the Supervisory Board, among others, adopted the Annual Report of the Bank's operations for 2021, provided its opinion on the Internal Audit unit's Annual Report on internal audit for 2021, and adopted the Resolution on creation of accumulated profit and the Resolution on the use of the net profit for the fiscal year 2021, by which the Supervisory Board proposed to the General Meeting of Shareholders of the Bank that the accumulated profit for fiscal year 2021 shall not be distributed to the shareholders of the Bank and shall remain undistributed in its entirety. It was briefed about the Auditor's report of the Authorized Auditing Company for 2021, to which it had no comments, and approved all other documents, on whereupon

the General Meeting of Shareholders of the Bank made decisions on 28 February 2022. Furthermore, the Supervisory Board confirmed the framework annual program of the Internal Audit department for year 2022 and risk management strategies by customer segments as well as for leasing.

At the 98th regular meeting, which took place on 22 April 2022, the Supervisory Board approved the report on the on implementation of the Internal capital adequacy assessment process (ICAAP) and Internal liquidity adequacy assessment process (ILAAP), confirmed the amended Internal Audit department plan for 2022, the Bank's results for the first quarter and appointed Tanja Turk as the new member of the Management Board in charge of the Corporate organizational unit (after resignation of members of the Management Board Mojca Kovač, Ronald Sudić and Alessandro Pontoglio in January 2022, Tanja Turk was previously appointed by the Supervisory Board on its correspondence meeting on 31 January 2022 as the alternate Management Board member).

At its 99th extraordinary meeting, which took place on 14 June 2022, the Supervisory Board approved the execution of the sale of the Bank's 100-percent business share in the company UniCredit Leasing, leasing, d.o.o. and acknowledged the resignation of Nevena Nikše as the Management Board member.

On 22 July 2022, at their 100th regular meeting, the Supervisory Board members approved the changes of the annual program of the Internal Audit department for year 2022, the Governance Rules of the UniCredit group, valid also for the Bank, the Bank's half year results and appointed Veronica Tomasoni as the Management Board member in charge of OU Finance, CFO.

At the 101st regular meeting, which took place on 21 October 2022, the Supervisory Board confirmed the change of the Bank's organizational structure, the Governance Rules of UniCredit group valid also for the Bank and the Bank's results for the third quarter and approved the remuneration policy for 2022.

On 13 December 2022, at their 102nd extraordinary meeting, the Supervisory Board approved the financial plan for 2023 and acknowledged the multi-year financial plan for years 2024 to 2025, approved the KPIs within the Risk Appetite Framework (RAF) for year 2023 and acknowledged the KPIs within the Risk Appetite Framework (RAF) for years

2024 to 2025 and approved the Governance Rules of the UniCredit group, valid also for the Bank.

The Supervisory Board participated in the adoption of all measures and activities required to implement the overall business policy of UniCredit group. It approved the development plan and the Bank's basic business policies as well as the Bank's financial plan for 2022. It also adopted and controlled the implementation of the general principles of the compensation policy, rendered its approval on definition of organisation of the internal controls system and framework annual program of the Internal Audit department, including its changes, and oversaw the adequacy of procedures and efficiency of the Internal Audit department functioning. The Supervisory Board also closely monitored the response of the Bank to the current developments in the economy and it was regularly informed about the implementation of the Internal Audit plan of work, approved by the Supervisory Board, and its findings, as well as the inspections conducted by external supervisory institutions. In line with the Bank's risk profile, the Supervisory Board closely monitored the amount of necessary and formed impairments and provisions, the issue of negative interest rates and in general of the Bank's net interest revenues, managing of the Bank's IT security, and discussed the findings and recommendations by the bodies of the regulatory supervision of the Bank. Within monitoring the Bank's activities, the Supervisory Board considered also the ESG aspects embedded in the Bank's operations. The Supervisory Board continued monitoring the exposure of the Bank's clients with loans in Swiss francs and the consequences and the Bank's measures regarding it, including the status of received actions against the Bank related to loans linked to Swiss franc as well as the interest groups' activities regarding the legislative settlement of the subject issue, especially the adoption by the National Assembly and in December 2022 also the annulment of the Law on limitation and distribution of foreign exchange risk between creditors and borrowers concerning loan agreements in Swiss francs (ZOPVTKK) by the Constitutional Court.

Functioning of the Supervisory Board Committees

The Audit Committee of the Bank's Supervisory Board had four regular meetings in 2022. As an advisory body of the Supervisory Board, which consisted of Enrica Rimoldi (Chairman), Fabio Fornaroli (member) and Pasquale Giamboi (member), the Audit Committee's operations include assessing, advisory and proposing functions, whereby it supports the Supervisory Board in the fulfilment of its duties and responsibilities regarding the following: the adequacy and effectiveness of the Bank's internal control procedures, including the assessment and measurement of risks and risk management; the compliance with legislation, rules and policies governing the Bank's operations; the adequacy of accounting standards used for the preparation of financial statements; the adequacy and independence of the external bank auditors and the assurance of an adequate employee structure within the Internal Audit unit.

The Risk Committee, which was established in 2015, had four regular meetings and four extraordinary meetings in 2022. As an advisory body of the Supervisory Board, which consists of Pasquale Giamboi (Chairman), and Andrea Cesaroni (until 15 July 2022), Milena Vukotić (from 19 July 2022 on) and Fabio Fornaroli (members), the Risk Committee provides advise to the Supervisory Board regarding in particular the Bank's general tendency to assume risks and risk management strategies and verifies whether in the compensation system the following is being considered: risk, capital, liquidity, probability and time arrangement of the Bank's revenues as well as whether the prices of the Bank's products are in line with the business model and the strategy of managing the Bank's risks. Also, the Risk Committee regularly deals with and reviews credit exposures which are under the Supervisory Board's approval competence as well as current topics related to risk management which are dealt with together with regulators and auditors.

The Nomination Committee which was also established in 2015 had four meetings in 2022. The Committee consists of Fabio Fornaroli (Chairman) and Georgiana Lazar and Enrica Rimoldi (members). Its main task is to recommend the Supervisory Board the candidates for the Management Board members and to recommend to the Bank's Annual

Meeting of Shareholders the candidates for the Supervisory Board members, whereby it considers the Bank's Fit & Proper Policy, required by the EBA and ESMA Guidelines on the assessment of the suitability of members of management body and holders of key functions and the Regulation of the Bank of Slovenia on internal governance arrangements, the governing body and the internal capital adequacy assessment process for banks and savings banks. Furthermore, it assesses the structure, size, composition, and success of functioning of the Management Board and the Supervisory Board and reviews the Management Board's policy regarding selection and appointment of adequate candidates for members of the Bank's management.

The Remuneration Committee consists of Georgiana Lazar (Chairwoman) and Enrica Rimoldi and Pasquale Giamboi (members). It was established in 2015, and in 2022 it had five meetings. The Committee provides assessment of compensation policies and practices, prepares proposals of the Management Board or the Supervisory Board decisions regarding compensation and supervises the compensation of persons performing managerial functions regarding the risk management and ensuring compliance of operations.

Use of Net Profit and Accumulated Profit for Fiscal Year 2022

The Bank's Management Board presented for discussion to the Supervisory Board the Resolution on the use of net profit for the year 2022 in the amount 41,369,431.21 euros and the draft Resolution on the creation of accumulated profit for the year 2022 in the amount of 84,201,829.25 euros. The Bank's Management Board proposed that the accumulated profit in the amount 21,019,161.10 euros to be distributed among shareholders and 63,182,668.15 euros remains undistributed. The Bank's Management Board also proposed that the Supervisory Board and the General Meeting of Shareholders adopt the proposed Resolution regarding dividend distribution and creation of additional accumulated profit for the year 2022, in accordance with their powers.

The Supervisory Board adopted the Resolution on the use of net profit for 2022, approved the Management Board's proposal for the

creation of accumulated profit for the year 2022, and recommended to adopt it in the proposed form at the General Meeting of Shareholders, especially with consideration of sufficient capital with which Bank has.

Annual Report for 2022

The Bank's Management Board prepared the Annual Report on the business operations of UniCredit Banka Slovenija d.d. and a consolidated Annual Report for the Group in 2022 (hereinafter together referred to as: the Annual report) and presented it to the Bank's Supervisory Board for review within the legally prescribed deadline. Together with the Annual Report, the Supervisory Board also received the Audit Report on the review of the financial statements for the fiscal year 2022 prepared by the certified auditing company KPMG SLOVENIJA, podjetje za revidiranje, d.o.o..

The Supervisory Board reviewed the Annual Report, submitted by the Bank's Management Board. It established that the Annual Report was consistent with the reports and information on the Bank's performance in 2022, as well as with the reports on the economic and political environment in which the Bank operates and which were presented to the Supervisory Board during the fiscal year. Based on the Bank's Management Board reports, the Supervisory Board believes that in 2022 the Management Board took into consideration findings and recommendations by the internal audit and by external auditors and that they carried out all necessary activities for their fulfilment or ensured that all necessary activities would be carried out. In the opinion of the Supervisory Board, both the Management Board and the Supervisory Board fulfilled all their legal requirements in the fiscal year 2022. Based on the regular monitoring of the Bank's operations and the above-mentioned reviews, the Supervisory Board approved the Annual Report on the Bank's business operations in 2022.

The Audit Report on the review of the financial statements for the fiscal year 2022, which was presented to the Supervisory Board along with the Annual Report, also includes the opinion of the certified auditor. The certified auditor issued an unqualified opinion. The Supervisory Board was briefed about the Bank's Audit Report for 2022 and about an additional Audit report on meeting the criteria for risk management for 2022 and has no objections thereto.

Report on Relationships with Related Undertakings for the Year 2022

In line with Article 546.a of the Companies Act, the Bank's Supervisory Board reviewed and verified the Report on relationships with related undertakings submitted by the Bank's Management Board, together with the opinion submitted to the subject Report by the certified auditor KPMG SLOVENIJA, podjetje za revidiranje, d.o.o., where the latter stated that based on procedures and the evidence obtained, nothing has come to their attention that would cause them to believe that:

- the information in the Report on Related Party Relationships for the year ended 31 December 2022 is not presented fairly, in all material respects;
- the fulfilment of the company's obligations in the scope of the legal transactions presented in the Report, based on the circumstances known at the time of these transaction, was materially disproportionate;
- that circumstances exist which, in relation to other actions disclosed in the Report, would indicate an assessment of disadvantages incurred that is substantially different from the assessment presented by the management;

all of which was considered based on the above criteria.

While taking into account continuous monitoring and reviewing of the Bank's operations, as explained in full detail in this Report, the Bank's Supervisory Board establishes that the Report on relationships with related undertakings submitted by the Bank's Management Boards as well as the Bank's Management Board statement provided at the end of the Report on relationships with related undertakings, together with the opinion submitted to the subject Report by the certified auditing company KPMG SLOVENIJA, podjetje za revidiranje, d.o.o., is adequate.

Ljubljana, 24 February 2023



The Supervisory Board
Pasquale Giamboi
Chairman of the Supervisory Board

Corporate Governance Statement

To achieve high level of governance transparency and in line with paragraph 5, Article 70 of the Companies Act, UniCredit Banka Slovenija d.d., as a part of the business report included in the Annual report, submits the following

Statement on internal governance arrangements

As of 31 December 2022, UniCredit Banka Slovenija d.d. is not a public company in terms of the provisions of the Market in Financial Instruments Act¹, as it doesn't have financial instruments listed for organized trading or stock exchange listing.

Based on the above, and based on the exception under point 2, paragraph 5, Article 70 of the Companies Act UniCredit Banka Slovenija d.d. implements the internal governance arrangements, including corporate governance, in accordance with the legislation applicable in the Republic of Slovenia, while also taking into account their internal regulations. In doing so, UniCredit Banka Slovenija d.d. fully respects the acts referred to in paragraph 2, Article 9 of the Banking Act².

To strengthen internal governance arrangements, we particularly take into account the following in our operations:

1. The provisions of the applicable Banking Act which define the internal governance arrangements, in particular the provisions of Chapter 3.4 (Governance System of a Bank), and Chapter 6 (Internal Governance Arrangements and Internal Capital Adequacy), in the part of the requirements that apply to a bank/savings bank or the members of the governing body,
2. The Regulation on Internal Governance Arrangements, the Governing Body and the Internal Capital Adequacy Assessment Process for Banks and Savings Banks³ and

3. EBA guidelines governing the internal governance, assessment of the suitability of the members of the Governing Body and key function holders, and remuneration policies and practices, based on the relevant regulations of the Bank of Slovenia on the application of these guidelines⁴.

At the same time, we strive to consider, to the greatest extent possible, the non-binding recommendations contained in the Bank of Slovenia's letter (code 38.20-0288/15-TR of 23 October 2015).

In the corporate governance field, the Bank follows the UniCredit Group's global policies and guidelines.

Regarding the representation in management and supervisory bodies, UniCredit Banka Slovenija d.d. has implemented the Global policy on gender equality of UniCredit group. The policy defines principles and guidelines for HR-related procedures and practices, which stimulate gender-balanced leadership structures.

Explanations in accordance with the Companies Act Based on paragraph 5, Article 70 of ZGD-1 defining minimum content of the Corporate Governance Statement, the Bank provides the following explanations:

a) Description of key characteristics of internal control systems and risk management systems within the company in relation to the accounting reporting procedure

The internal control system ensures clearly defined delimitation of responsibilities, multi-level system of internal controls, comprised of daily controls and periodic controls ensuring effective management of operational risks, accurate and timely financial-accounting reporting as well as legal and faultless operations of the Bank in terms of business ethics. The internal control functions form part of the Bank's internal governance system and are established in processes and organizational units at all organizational levels of the Bank's and Group's operations. They include the fol-

1 Market in Financial Instruments Act (Official Gazette of the RS, No. 77/18, 17/19 – corr., 66/19 and 123/21)

2 Banking Act (Official Gazette of the RS, No. 92/21 in 123/21 – ZBNIP)

3 Decision on the management system, management body and internal capital adequacy assessment process for banks and savings institutions (Official Gazette of the RS, No. 115/21)

4 <https://www.bsi.si/en/financial-stability/regulation/seznam-predpisov/ureditev-notranjega-upravljanja>

lowing functions: Internal Audit, Risk Management, Compliance, IT security and Prevention of money laundry and financing terrorism.

The Bank observes the provisions of the Companies Act and of the Banking Act, which, inter alia, determine that the Bank shall be obliged to establish an effective system of internal controls and risk management at all levels of the Bank's organizational structure. Field specific regulations in this area are also published by the Bank of Slovenia as a supervisory body for banks. The Bank follows the published legislative provisions and takes them into consideration.

The Bank ensures that its business goals, strategies, and policies are adequately aligned with the strategy and policies for identifying, measuring or assessing, managing, and monitoring risks to which it is or it could be exposed during its operations. The operations are organized so that it keeps books, business documentation and other administrative evidence accurately and in a systematic manner, so that it can be validated at any time whether it operates in line with the risk management rules.

Every year, the external audit is engaged to perform audit of the Annual report.

The Bank has established and maintains a multi-level system of internal controls, composed of daily / operational controls and periodical controls, where constant and managerial supervisions are also included. In line with the Bank's two-tier management system, the Supervisory Board also provides the consent for the organization of the internal control system and for the framework annual program of the Internal Audit work.

With the established controls, the Bank decreases risks of inadequate or incorrect accounting reporting. The Bank regularly monitors and assesses the control process and control mechanisms.

Risks in the area of accounting reporting are managed with the following: adequate system of authorizations, delimitation of duties, consideration of accounting rules, documenting of all business events, custody system, booking on the day of occurrence of business event, built-in control mechanisms in safe applications and archiving in line with the legislation and internal rules. Internal accounting policy precisely defines primary accounting controlling, which is mostly carried out in analytical bookkeeping, and secondary accounting controlling whose aim is to verify the effectiveness of the implementation of primary accounting controls. With effective control mechanism in the area

of accounting reporting, the Bank ensures the following:

- Reliable system of support to operations and decision-making,
- Accurate, complete, and timely accounting data and consequently accounting and other reports of the bank,
- Compliance with legislative provisions.

Internal controls are conducted at three levels. The first level controls are conducted in sales and/or back offices where entries are created. The accuracy of entries is ensured daily by the four eye principle which is integrated into the processes. Second-level controls are carried out in the Accounting unit. The general ledger and subsidiary ledgers are harmonized daily through the control mechanisms as well as the accounting accuracy itself of entries.

On a monthly basis, the balance of items on suspense accounts is additionally monitored (how old the items are, reasons for them, anticipated measures). The content of accounting reporting itself is prescribed by the Bank's accounting policy as well as by the Group's Accounting policy).

The internal certification of the adequacy of functioning of key controls in the processes contributing to the composition of financial statements is carried out every six months by responsible organizational units. The internal model which determines the identification and testing of key controls is prescribed by the UniCredit group and it is based on the "Coso" and "Cobit" principles.

The Internal Audit performs audit reviews of the accounting reporting process based on risk assessment and in line with the audit methodology of the UniCredit group.

b) Data from points 3, 4, 6, 8 and 9 of paragraph 6, Article 70 of ZGD-1

The Bank's share capital amounts to 20,383,764.81 euros and it is divided into 4,888,193 pieces of ordinary non-par-value shares, with the same share and corresponding amount in the share capital, namely:

- a) 1,300,000 non-par-value shares with the label BAS7R;
- b) 1,200,280 non-par-value shares with the label BAS6R;
- c) 2,210,693 non-par-value shares with the label BAS1R and
- d) 177,220 non-par-value shares with the label BASR.

Each non-par-value share entitles its holder to one vote when adopting decisions at the Bank's General Meeting of Shareholders, to

share in profit (dividend) and to appropriate share in remaining assets after the Bank's liquidation or bankruptcy. According to ZGD-1, the shareholders have a priority right to enter new shares in proportion to their shares in the share capital. A prior permission of the Bank's Supervisory Board is required for the transfer of shares. The transfer limitation doesn't apply to shares with the label BAS1R.

UniCredit S.p.A., Piazza Gae Aulenti, 3 – Tower A, 20154 Milano, Italy, is the sole shareholder of the Banks and holds 4,888,177 ordinary non-par-value shares with the right to vote or owns 100-percent of voting shares.

There are no limitations to voting rights of shareholders. The condition for participation and exercising voting right is the registration of a shareholder to the General Meeting of Shareholders at latest by the end of the fourth day prior to the General Meeting of Shareholders session. At the General Meeting of Shareholders, each share entitles the shareholder to one vote.

The Bank's General Meeting of Shareholders decides on the appointment and replacement of the Supervisory Board members (simple majority or in case of a recall of a member prior to the expiration of the mandate at least three-quarter majority of submitted votes) and on the change of the Articles of Association (three quarters majority).

The Bank's Supervisory Board decides on the appointment and replacement of the Management Board members by means of simple majority.

The Bank's Management Board has no special powers regarding the issue or purchase of treasury shares.

c) Functioning of the General Meeting of Shareholders and its key responsibilities and description of shareholders' rights and of a way of exercising their rights

The General Meeting of Shareholders is the Company's highest ranking body which has all the competencies as arising from the valid legislation and the Company's Articles of Association. The Bank's

General Meeting of Shareholders is comprised of all the Bank's shareholders.

The Bank's General Meeting of Shareholders decides on the following:

- Adoption of annual report in cases defined by legislation,
- Use of accumulated profit,
- Appointment and recall of the Supervisory Board members,
- Granting discharge to the members of the Management Board and Supervisory Board,

- Changes of the Articles of Association,
- Measures for increase and decrease of capital,
- Winding up of the Bank and status transformation,
- Appointment of auditor,
- Development plan and foundations of business policy,
- The Supervisory Board members' remuneration,
- The Bank's registered seat,
- Other issues if determined so by the Articles of Association or by legislation.

The Bank's General Meeting of Shareholders should be summoned in cases defined by the legislation or by the Articles of Association and in cases when that is beneficial for the Bank. The Bank's General Meeting of Shareholders is usually summoned by the Management Board. The Bank's annual General Meeting of Shareholders is summoned at least once per year, at latest in four months after the expiration of a financial year. The Bank's General Meeting of Shareholders usually takes place at the location of the Bank's registered seat. The call of the Bank's General Meeting of Shareholders should be published at the web site of the Agency of the Republic of Slovenia for Public Legal Records and Related Services (AJPES) at least 30 (thirty) days before the day of the Bank's General Meeting of Shareholders, and on the Bank's web page. If all shareholders are present or represented at the Bank's General Meeting of Shareholders, the Bank's General Meeting of Shareholders may decide regardless of the provisions of law or the Articles of Association regarding the content of the convocation, the convocation deadline and the notice convening the Bank's General Meeting of Shareholders.

Shareholders can attend and vote at the General Meeting of Shareholders by electronic means without physical presence (i.e. a virtual general meeting). Shareholders can also vote prior to the General Meeting of Shareholders by electronic means without physical presence. In the case of a virtual General Meeting of Shareholders, it must be ensured that shareholders can see and hear each other (i.e. via videoconference). Adequate identification of shareholders and secure electronic communication are required to verify attendance at the virtual general meeting and to vote by electronic means. Members of the Management Board and members of the Supervisory Board may also participate in the virtual General Meeting of Shareholders by using electronic means without physical presence.

Only the Bank's shareholders who are registered as holders of shares in the central register of dematerialized securities at the Central Securities Clearing Corporation (KDD) at the end of the seventh day prior to the General Meeting of Shareholders have the right to attend the Bank's General Meeting of Shareholders. The condition for participation and exercise of the right to vote is the registration of the shareholder at the General Meeting of Shareholders no later than the end of the seventh day before the General Meeting.

The draft resolutions of the General Meeting of Shareholders are formulated clearly and unambiguously and allow shareholders to assess the impact on their rights. Shareholders are also guaranteed other rights in accordance with the provisions of ZGD-1 and the Bank's Articles of Association – the right to participate in the management of the bank, the right to part of the profit and the right to an appropriate part of the remaining assets after the bank's dissolution.

d) Composition and functioning of the management and supervisory bodies and their committees

Detailed data on the composition of management and supervisory bodies in the financial year 2022 are described in the table Governing Bodies.

Functioning of the Management Board

The Management Board leads the Bank's operations, represents and presents the Bank and implements the adopted business policy of the Bank. The Bank's Management Board has at least two members who jointly represent and present the Bank in legal transactions. The exact number of the Bank's Management Board members is determined by a decision of the Bank's Supervisory Board. Each member of the Bank's Management Board is directly responsible for operations and fulfilment of goals in their respective business area. The division of areas of work among members of the Bank's Management Board does not relieve them of the joint responsibility for overall operations.

Chairman and members of the Management Board are appointed by the Supervisory Board for a period of up to 3 (three) years with the option of reappointment. The Chairman of the Management Board can be appointed as a Chief Executive Officer (CEO). The allocation of the CEO's rights and obligations is defined in detail in the Management Board's Rules of

Procedure, which are approved by the Supervisory Board. In all cases when it is anticipated so by the legislation, the Articles of Association, or by the Supervisory Board's decision, the Management Board must obtain the consent/approval of the Supervisory Board. The Management Board's consultations and decision-making is carried out at meetings which are usually organized at the Bank's headquarters. The Management Board meets regularly, at least once per month. Detailed procedures regarding the organization, convening of a meeting and adoption of decisions are set out in the Management Board's Rules of Procedure. The Management Board adopts decisions with a majority of votes cast. In case of equal number of votes, the vote of the Chairman of the Management Board is decisive. Members of the Management Board must strive for achieving consent when making important decisions which can significantly affect the Bank's business, financial and legal position.

Functioning of the Supervisory Board

The Bank has a Supervisory Board which consists of a minimum of 4 (four) and a maximum of 6 (six) members representing the shareholders and up to a maximum of 3 (three) members representing the Bank's employees.

Members of the Supervisory Board who are shareholders' representatives are elected and dismissed by the Bank's General Meeting of Shareholders at the proposal of the shareholders.

Members of the Supervisory Board who are representatives of the Bank's employees are elected and recalled in accordance with the ZSDU by the Bank's Workers' Council, which informs the General Meeting of Shareholders, the Management Board and the Bank's Supervisory Board of each individual election or recall. Elections or recalls of members of the Supervisory Board who are representatives of the Bank's employees are regulated by the Rules of Procedure of the Bank's Workers' Council.

Members of the Supervisory Board are obliged to:

- Act in accordance with professional diligence and, in particular, ensure that the Supervisory Board operates in compliance with the ZBan-3,
- Monitor the adequacy of the procedures and efficiency of the internal audit service,
- Consider the findings of the Bank of

Slovenia, the tax inspection and other supervisory bodies in the procedures of supervision over the Bank,

- Check the annual and other financial reports and prepare a written report to the General Meeting of Shareholders of the Bank,
- Explain to the General Meeting of Shareholders its opinion on the annual internal audit report and give an opinion on the Bank's annual report.

The members of the Supervisory Board elect a Chairman and at least one deputy from among themselves. The Chairman of the Supervisory Board and at least one Deputy Chairman of the Supervisory Board will be a member of the Supervisory Board representing the shareholders.

The Supervisory Board operates at meetings held at least quarterly. The Supervisory Board has a quorum if at least half of the members are present. Each member of the Supervisory Board has one vote. A simple majority of the votes cast is required for the resolution of the Supervisory Board to be valid. In the event of a tie, the vote of the Chairman of the Supervisory Board shall be decisive. The procedures for convening, holding a meeting and adopting resolutions are set out in more detail in the Rules of Procedure of the Bank's Supervisory Board, which are adopted by the Supervisory Board.

Functioning of the Supervisory Board Committees

The Bank's Supervisory Board appointed the following committees: the Audit Committee, the Risk Committee, the Nomination Committee and the Compensation Committee. The committees are in charge of implementing the decisions of the Supervisory Board and of performing other expert tasks. Each committee consists of at least three (3) members. All members of various committees are appointed from among members of the Supervisory Board for a period of three (3) years. The Rules of Procedure for each committee, adopted by the Supervisory Board,

define the committee's tasks, its detailed powers, organization, membership, and adoption of decisions.

e) Description of the diversity policy implemented in relation to representation in management or supervisory bodies

In terms of the composition of management and supervisory bodies, the Bank follows the Diversity, Equity and Inclusion Global Policy of the UniCredit group, through which UniCredit reinforces inclusion throughout the entire organisation, aiming to ensure that our policies, procedures and behaviours promote Diversity, Equity and Inclusion and create an environment where individual differences are valued. UniCredit measures and communicates progress towards Group Diversity, Equity and Inclusion Strategy through the disclosure of relevant data, commitments and initiatives leveraging the Group Integrated Report and the Annual Diversity, Equity and Inclusion Report, available both internally and externally.

In selecting suitable candidates for management and supervisory bodies, the Bank considers all legislative requirements and guidelines regarding the suitability of members of the management body, which provides the Bank with a composition of management and supervisory bodies that have relevant knowledge and experience for in-depth understanding of the strategies and challenges the Bank is facing and the risks to which the Bank is exposed.

By signing this Statement, we commit to further proactive action for enhancing and promoting the appropriate arrangements of internal governance and corporate integrity in the wider professional, financial, economic and other public.

Ljubljana, 22 February 2023



Pasquale Giamboi
Chairman of the
Supervisory Board



Lorenzo Ramajola
Chairman of
the Management Board



Ivanka Prezhdarova
Member of
the Management Board



Tsvetelin Minchev
Member of
the Management Board



Tanja Turk
Member of
the Management Board



Veronica Tomasoni
Member of
the Management Board

Statement on Non-financial Performance

UniCredit Banka Slovenija d.d. discloses non-financial data from relevant fields in accordance with the requirements of Article 70.c of the Companies Act (ZGD-1) and the EU Directive as regards disclosure of non-financial and diversity information by certain large undertakings and groups¹, which entered the Slovenian legislation in 2017, and in accordance with the Guidelines on nonfinancial reporting².

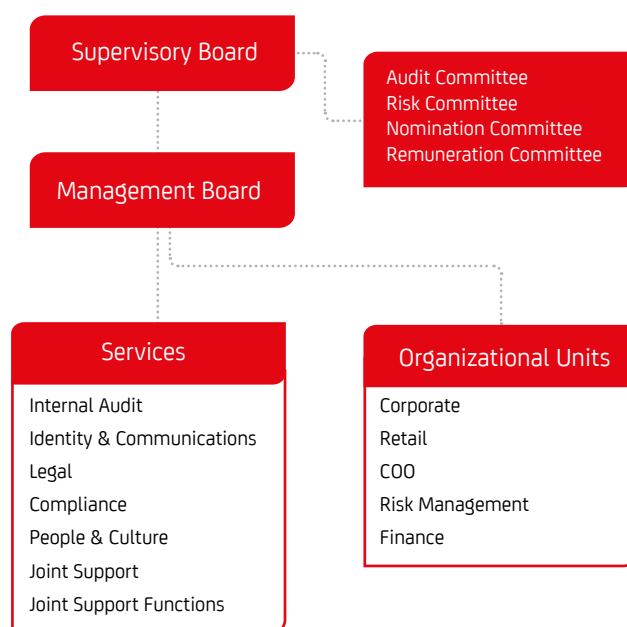
The Bank's Management Board declares that the Report on non-financial performance contains the information on economic, environmental, and social matters, human resources, respect for human rights, activities related to fighting corruption and bribery, governance effects and the results of the organisation's functioning. The way risks are managed, including the management of operational risks related with the banks' activities is disclosed in the Financial Statements.

Reporting on non-financial performance is conducted in compliance with the methodology of the UniCredit group which publishes comprehensive data in the document Sustainability report³, while the prepared reports are examined or audited respectively by external auditors.

Management

As a result of changes in legislation, macroeconomic circumstances and changing customer habits, the banking sector has been changing and increasingly digitalizing, and finally numerous new competitors are also entering the market. We will continue to adapt to these changes with our banking business model and we will continuously do the right thing to ensure long-term and foreseeable returns for all stakeholders.

In accordance with the Banking Act (ZBan-3) and the Companies Act (ZGD-1) in force and the provisions of the Articles of Association, UniCredit Banka Slovenija d.d. has a two-tier management system, which means that the Bank is run by the Management Board and the work of the latter is supervised by the Supervisory Board. The operations of the Management and the Supervisory Board are defined in detail by the Rules of procedure for the Supervisory Board and the Rules of procedure for the Management Board. The Supervisory Board appoints the Supervisory Board committees. A detailed definition of powers, organisation, membership, and acceptance of the resolutions of the Supervisory Board committees is stated in the Rules of procedure adopted by the Supervisory Board.



1 Directive 2014/95/EU of the European Parliament and the Council of 22 October 2014 amending Directive 2013/34/EU on non-financial information disclosure and on the diversity of large entities and the groups

2 Official Journal of the European Union, no. C 215/1

3 Sustainability Report: <https://www.unicreditgroup.eu/en/a-sustainable-bank/sustainability-reporting.html>

Other committees and commissions also operate in the Bank, namely:

- Committee for non-financial risks – General part;
- Committee for non-financial risks – IT, security risks and risks with external contractors
- Committee for non-financial risks – reputational risks;
- Financial risk committee;
- Transaction Committee;
- Cost Committee;
- Commission of consultants for determining sexual and other harassment and ill-treatment at the workplace;
- Commission for evaluating customer acceptability.

Respect for Human Rights and Employees' Rights

At UniCredit Banka Slovenija d.d. we respect internationally recognised human rights and fundamental freedoms, both in terms of interactions with employees as well as in relation to clients and suppliers and all other stakeholders.

Respect for the employees' rights derived from employment is an important part of our activity, as we consider the respect for dignity and integrity of our employees at all levels as a safe work environment as well.

The principle of equality is respected in all hiring processes, which means that we provide the candidates with equal opportunities regardless of gender, age, or any other personal circumstances.

The specific Global Policy on Diversity, Equity and Inclusion sets out the principles by which the UniCredit group strengthens inclusion throughout the organization, ensuring that our policies, procedures, and conduct promote diversity, equity and inclusion and create an environment in which individual differences are valued.

Employees and Social Affairs

Taking care of employee development remains one of our priorities. All new employ-

ees are included in the Onboarding program, which consists of mandatory training – mainly related to regulatory areas that all employees have to be familiar with, and other content related to personal growth and development. Most of the regulatory training for new and existing employees is carried out via the MyLearning online platform. We offer different types of training and development programs to our managers, depending on their current level of management skills and competencies. In 2022 we introduced the Onboarding Program for new managers, in addition to some programs and activities that have been present for years - EDP-Executive Development Program for managers FVP Onboarding, FVP Fast track program.

We systematically take care of employee development with the help of the "Performance management" system, which has been a long-standing practice in the Bank. The process basically consists of two parts, setting goals and evaluating goals, behaving in accordance with UniCredit's corporate values, and career ambitions. As an upgrade of the Performance management system, last year we also encouraged employees to submit the so-called "Upward feedback" or evaluation of the manager's abilities by the employee in the self-evaluation phase.

In 2022, we participated for the first time in the student business hackathon "Innovative All-nighter" within the Faculty of Economics, where students from various faculties and universities solved our challenge. We are proud that the winning team worked precisely on our challenge.

We are proud of the fact that we hold the full Family Friendly Company certificate. This means that we have successfully implemented the planned measures to facilitate the coordination of work and private obligations and that we have upgraded many of them, bringing them even closer to the needs of employees, who are happy to use them. In addition, we also adjusted the working hours, which means that we shortened the mandatory attendance.

Work from home, which shaped the way of working during the epidemic, has been replaced by hybrid work. We are proud that as many as 77 percent of our employees already work in a hybrid manner, which is why we have also adapted the premises at the Bank's headquarters to this way of working. We have completely renovated our premises, thus enabling employees to balance life and work more easily, as well as contributing to a sig-

nificantly lower consumption of paper and reduction of CO2 emissions.

Social Dialogue

The collective agreement is one of the main legal acts used in defining rights and duties of both the employee and the employer.

The work of the UniCredit Bank Trade Union is based on social relations and values, such as contribution to the community, protection and improvement of employees' rights, and provision of legal and financial assistance to employees in need. Social affairs are closely related to the safety and well-being of the community.

At UniCredit Banka Slovenija d.d., we also have a concluded internal collective agreement with the UniCredit Bank Trade Union, which is the only representative body with the right to negotiate and conclude the collective agreement within the organisation. This agreement additionally upgrades some of the provisions of the sectoral collective agreement.

We also include the Workers council in more important decisions of organisational, HR, social and economic nature.

In accordance with the provisions of Article 36 of the ZBan-3 and the provisions of the Act on Worker Participation in Management Act (ZSDU), the Bank has arranged the appropriate legal foundation for employee participation in management, namely the Workers' Council, as the competent body, has the option of selecting and appointing employee representatives to the Bank's Supervisory board.

Environmental Responsibility

Reducing the impact on the environment and increasing the quality of life should be important goals of every company's operations. Our operations and the environmental protection policies of the entire UniCredit group also include monitoring and activities to reduce direct impact on the environment.

By regularly monitoring energy consumption, we identify areas where consumption can be significantly reduced or replaced by renewable or more ecologically acceptable sources. Every day, we strive to reduce the impacts that we cause through our activities and the

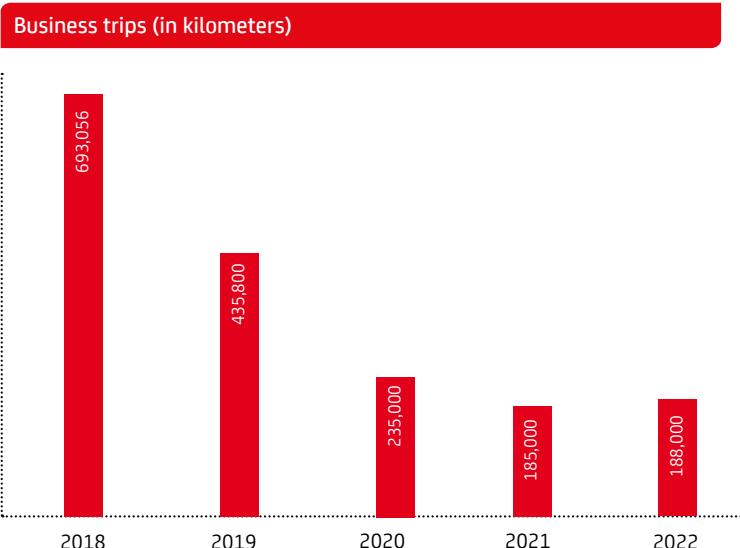
operation of the Bank's branches, which is why we have taken some specific steps in 2022 as well.

One of our priorities was to make the business premises energy efficient, so we renovated the offices at the headquarters, which were the largest energy consumers. We replaced the existing lights with more energy-saving ones, which consume as much as 4 times less energy, which means around 100,000 kWh lower annual consumption and less damage to the environment. At the headquarters, we also started using automatic shutdown of heating and air conditioning, as well as installing sensors for automatic shutdown of lights.

For several years now, in our desire to ensure a sustainable future for our planet, we have been joining the "Earth Hour" initiative, when we turn off the lights in our business premises.

Every year, we strive to have as few business trips as possible. In 2022, we recorded only a small increase in kilometres travelled compared to the year before, when travel was prohibited for most of the year due to the COVID-19 situation. For years, we have been able to reduce the number of kilometres driven and, as a result, less damage to the environment through alternative methods, namely digitization, remote communication, etc. For shorter journeys, employees use our electric vehicle, which helps reduce the pollution of the urban environment.

For many years now, we have been encouraging our employees to separate and reduce the amount of municipal waste. In 2019, we introduced the official "Bank without plastic" initiative, with which we discontinued single-use packaging, and glasses and cups



made of other materials are available to employees. In 2022, we also officially became a “Plastic-Free Bank”; however, we continue with various initiatives and improvements in this area as well.

Corporate Inclusion

We have long recognised that an equitable and diverse workforce is vital to our business and creates a fairer and more inclusive working environment.

We believe that diversity, equality and inclusion have the following impacts:

- People feel respected and valued for their contributions, which directly impacts productivity;
- People feel commitment, connection and shared pride, creating a positive effect on well-being;
- People feel able to express their views and ideas which, in turn, fuels creativity and innovation;
- People feel their potential is acknowledged, which helps to identify talents, improve performance and levels of job satisfaction.

All this enables us to achieve sustainable business growth and better service for everyone, from clients and communities to shareholders.

Corporate responsibility is integrated into the entire organisation and is carried out in all the relationships across the organization. Diversity, Equity, and Inclusion Global Policy of UniCredit group defines principles by which UniCredit group reinforces inclusion throughout the entire organisation, aiming to ensure that our policies, procedures and behaviours promote diversity, equity and inclusion and create an environment where individual differences are valued.

Since we are aware of our responsibility towards the society and the environment in which we operate, we regularly provide support in terms of sponsorships to selected cultural, business, and educational events to promote cohesion and a sense of social commitment.

Working for the welfare of people is a value which we respect. Since the cooperation with the economy is an important source of financing for many non-profit organisations, we mainly contribute donations to support and help the charity projects, primarily for underprivileged children and adolescents and for the projects aimed at preserving the environment.

Our Organizational Culture, Mission & Values

We are on a mission to change UniCredit from one of the leading banks in Italy to one of the top tier banks in Europe. If we unlock the potential within our Bank and implement our new blueprint for banking, together, we can be the better bank our customers’ and investors’ needs. We believe in the power of our industry and the good it can do when functioning correctly.

Our organizational culture is designed to ensure that we are doing just that: functioning as we should be, in a way that will ultimately deliver for all. It is about the synergy of our mission, values and ambitions.

We recognise that it is essential to unlock the potential of our people, businesses, and communities across Europe. Our people are united under a new common mission – empowering communities to progress – which will stand at the heart of everything we do.

Our values (Integrity, Ownership & Caring) are more than just words. They are actions, mandates, and pledges. We are all committed to these shared values, to be able to deliver for our clients.

Sustainable Value Creation

Sustainable development is not only an important part of our everyday work and our daily commitment, but also the way we do business.

In UniCredit group, creating value means more than just creating financial value. It means adding sustainable value in the sense of human resources, society, and environment, to be able to listen and respond on time to actual needs of our clients and stakeholders.

In desire to become and remain a sustainable company, we intertwine different aspects of operations: financial, social, and environmental.

Being a Bank with the strategy of sustainable development means creating value for all our stakeholders and improving the quality of life through all our everyday activities.

We understand the meaning of managing environmental protection aspects and any

other potential direct or indirect influence of our business.

Direct Influence

- Reducing the carbon footprint by monitoring the use of energy, rationalising the use of space, and encouraging sustainable mobility.
- Measuring the carbon footprint of our products and evaluating nature friendly new solutions.
- Reducing the use of paper.

Indirect Influence

- Measuring the negative external effects related to our portfolio of approved loans.
- Including the natural capital into our products and services.
- Financing renewable sources of energy.

Anti-Corruption and Bribery

At UniCredit Banka Slovenija d.d., we have zero tolerance towards acts of bribery and corruption, and we forbid such acts in any form, either direct or indirect.

Following the model of the strict anti-corruption principles of the UniCredit group, we have established internal rules and control processes in the Bank. In addition to the general rules prohibiting any form of corrupt behaviours by employees in the performance of their work duties, the anti-corruption policy also regulates the prevention of bribery and corruption in the field of employment, gifts, donations, sponsorships, major investments, takeovers, and mergers, suppliers, and other contractual parties.

We also have a whistleblowing system in place with the aim of promoting a corporate environment in which employees and third parties can freely report unacceptable behaviours and which at the same time ensures that the whistle-blower will not suffer retaliatory measures. So-called "Whistle-blower champion" is the person responsible for the internal whistle-blower system and for ensuring and overseeing the integrity, independence, and effectiveness of whistle-blower policies and procedures.

In the field of corruption prevention, the Bank carries out a corruption risk assessment and has controls in place to protect against the

realization of compliance risks, to identify potential risks on an ongoing basis, and to monitor compliance with the rules governing the prevention of corruption.

With the help of various mandatory trainings for employees and messages to employees, we are establishing a culture in which bribery and corruption are unacceptable and prohibited.

Protection of Personal Data and Privacy Policy

We are aware of the responsibility in dealing with personal data. Therefore, we process it diligently and in line with the regulations governing this field.

We also appointed an authorized person for the protection of personal data whom the customers can contact via e-mail dpo@unicreditgroup.si. At the web site: <https://www.unicreditbank.si/si/prebivalstvo/pripomocki/gdpr.html>, the following can be found: foundation for personal data processing, personal data processors, individuals' rights and the way they can be exercised and other information in the field of personal data.

Monitoring Customer Complaints

To improve products, services, and relationship with our customers, we have established systematic collection and recording of all customer complaints. The coordination of complaints is handled by a team of employees who, based on the feedback from our customers, regularly submit proposals to the relevant departments to improve products, processes, and attitudes towards our customers. They prepare a quarterly report on received complaints from customers, which, together with proposals for improvements, is also presented to the competent members of the Management Board.

Risk management

Identifying, measuring, monitoring, and managing risks is a continuous process that takes place with the aim of ensuring comprehensive risk management.

At UniCredit Banka Slovenija d.d., we measure the following risk categories:

- Credit risk,
- Liquidity risk and financing risk,
- Market risk (interest rate risk, credit spread risk, currency risk and equity risk),
- Derivatives-linked risk,
- Operational risk,
- Reputational risk,
- Business risk,
- Strategic risk,
- Financial investment risk, and
- Real estate risk.

The core risk management activities are managed by the Risk Management organizational unit.

Authorisation of the Bank of Slovenia

Types of services for which UniCredit Banka Slovenija d.d. has authorisation of the Bank of Slovenia

UniCredit Banka Slovenija d.d. has the authorisation to perform banking services pursuant to Article 5 of the Banking Act (Official Gazette of the Republic of Slovenia, No. 92/2021, with Amendments; hereinafter: the ZBan-3). Banking services are the acceptance of deposits and other repayable funds from the public and the granting of loans for its own account.

The Bank has the authorisation to perform mutually recognised and additional financial services.

It may perform the following mutually recognised financial services, pursuant to Article 5 of the ZBan-3:

- Receiving deposits
- Granting of loans, including:
 - consumer loans,
 - mortgage loans,
 - purchase of receivables with or without recourse (factoring),
 - financing of commercial transactions, including export financing based on the purchase of non-current non-past-due receivables at a discount and without recourse, secured by financial instruments (forfeiting)
- Financial leasing (lease or rent) of assets, where all material risks and benefits arising from ownership of the leased asset are transferred to the lessee, and where the transfer of ownership rights to the lessee is possible but not necessarily exercised
- Payment services
- Issuance and management of other payment instruments (i.e. travellers' cheques and banker's drafts) in the part in which

this service is not included in service of point 4 of this Article

- Issuing guarantees and other commitments
- Trading for own account or for the account of clients:
 - in money-market instruments,
 - in foreign exchange, including currency exchange transactions,
 - financial futures and options,
 - exchange and interest-rate instruments,
 - in transferable securities
- Participation in securities issues and the provision of associated services
- Corporate consultancy with regard to capital structure, operational strategy and related matters, and consultancy and services in connection with corporate mergers and acquisitions
- Investment management and related advisory services
- Investment services and transactions, and ancillary investment services in accordance with the ZTFI

It may perform the following additional financial services, pursuant to Article 6 of the ZBan-3:

- Insurance agency service pursuant to the law governing the insurance industry
- Custodian services according to the law governing investment funds and management companies
- Brokerage of financial leasing
 - brokerage for sale and repurchase of investment diamonds and for sale of investment gold.

Financial Indicators

	Bank	
	2022	2021
Statement of Financial Position (EUR '000)		
Volume of assets	3,346,421	3,081,924
Deposits, customers	2,531,694	2,219,984
Deposits, legal and other entities	1,595,906	1,264,210
Deposits, private customers	935,788	955,774
Loans, customers	2,042,380	1,879,453
Loans, legal and other entities	1,197,576	1,085,538
Loans, private customers	844,804	793,915
Equity	310,244	276,904
Impairment, other adjustments for credit risk and provisions	61,302	56,282
Off-balance sheet items	2,635,840	3,941,008
Statement of Income (EUR '000)		
Net interest income	44,429	40,140
Net non-interest income	58,145	29,311
Staff costs and other administrative costs	(39,982)	(38,822)
Depreciation	(6,209)	(6,361)
Impairments and provisions	(6,031)	(8,876)
Net income before taxes	47,773	15,394
Corporate income tax	(6,403)	(2,574)
Statement of Other Comprehensive Income (EUR '000)		
Other comprehensive income before tax	(9,947)	(2,224)
Income tax on other comprehensive income	1,918	438
Employees		
Number of employees on 31 December	550	560
Shares		
Number of shareholders	1	1,00
Nominal value (EUR)	4,17	4,17
Book value (EUR)	63,47	56,65
Number of shares	48,193	4,888,193
Equity		
Common Equity Tier 1 ratio (CET1)	18.8 %	17.9 %
Tier 1 ratio	18.8 %	17.9 %
Capital adequacy ratio (CAR)	18.8 %	18.2 %
Assets Quality and Commitments		
Non-performing (on-balance sheet and off-balance sheet) exposures / Sorted assets and sorted off-balance sheet positions	1.2 %	1.9 %
Non-performing loans and other financial assets / sorted loans and other financial assets (excluding balances with central bank accounts and sight deposits with banks)	1.8 %	3.0 %
Non-performing loans and other financial assets / sorted loans and other financial assets (including balances with central bank accounts and sight deposits with banks)*	1.3 %	2.2 %
Impairment, other adjustments for credit risk and provisions / Non-performing exposures (excluding balances with central bank accounts and sight deposits with banks)	58.3 %	74.9 %
Impairment, other adjustments for credit risk and provisions / Non-performing exposures (including balances with central bank accounts and sight deposits with banks)*	58.3 %	74.9 %
Collateral received / Non-performing exposures	18.4 %	16.5 %
Profitability		
Interest margin	1.4 %	1.4 %
Margin of financial brokerage	3.2 %	2.4 %
Return on assets after taxes	1.3 %	0.4 %
Return on equity before taxes	16.2 %	5.8 %
Return on equity after taxes	14.1 %	4.8 %
Operating costs		
Operating costs / average assets volume	1.4 %	1.6 %
Liquidity		
Liquidity coverage ratio	234.1 %	236.7 %
Loans, customers	2,042,380	1,879,453
Loans, legal and other entities	1,197,576	1,085,538
Loans, private customers	844,804	793,915
NSFR	147.2 %	133.5 %
Leverage ratio	7.5 %	9.7 %

Statement of Responsibility

The Management Board is responsible for preparing individual financial statements for the financial year. These should give a true and fair view of the state of affairs of UniCredit Banka Slovenija d.d. (the Bank) as of the end of the financial year and of the profit or loss and cash flow for that year. The Management Board has prepared individual and consolidated financial statements in line with the going-concern principle.

In the preparation of the financial statements within the Annual Report for the year ended on 31 December 2022, the Management Board has used appropriate accounting policies, consistently applied and supported them by reasonable and prudent judgments and estimates and ensured that all accounting standards which they consider significant have been followed.

The Management Board is responsible for ensuring that the Bank keeps accounting records which disclose with reasonable accuracy the Bank's financial position and which enable the Management to ensure that the financial statements comply in all material respects with the regulations of the government of the Republic of Slovenia, the Central Bank of Slovenia and the International Financial Reporting Standards as adopted by the European Union. The Management also has a general responsibility to take such steps as are reasonably required to safeguard the assets of the Bank and to prevent and detect any fraud and other irregularities.

At any time within a period of five years following the year in which the tax must be assessed, the tax authorities may conduct an audit of the Bank's operations, which may consequently result in additional tax liabilities, default interest and penalties arising from the corporate income tax or other taxes and levies. The Company's Management Board is not aware of any circumstances that could give rise to a major liability thereunder. The Management Board

Ljubljana, 22 February 2023



Lorenzo Ramajola
Chairman of the Management Board



Ivanka Prezhdarova
Member of
the Management Board



Tsvetelin Minchev
Member of
the Management Board



Tanja Turk
Member of
the Management Board



Veronica Tomasoni
Member of
the Management Board

Independent Auditors' Report



KPMG SLOVENIJA, podjetje za revidiranje, d.o.o.
Železna cesta 8a
SI-1000 Ljubljana
Slovenija

Telefon: +386 (0) 1 420 11 60
Internet: <http://www.kpmg.si>

Independent Auditors' Report

To the shareholders
of UniCredit Banka Slovenija d.d.

Report on the Audit of the Financial Statements

Opinion

We have audited the financial statements of UniCredit Banka Slovenija d.d. (the "Bank"), which comprise:

- the statement of financial position as at 31 December 2022;
- and, for the period from 1 January to 31 December 2022:
- the statement of profit or loss;
 - the statement of comprehensive income;
 - the statement of changes in equity;
 - the statement of cash flows;
- and
- notes, comprising significant accounting policies and other explanatory information.

In our opinion, the accompanying financial statements give a true and fair view of the financial position of the Bank as at 31 December 2022, and of its financial performance and its cash flows for the year then ended in accordance with International Financial Reporting Standards as adopted by the European Union ("IFRS EU").

© 2023 KPMG SLOVENIJA, podjetje za revidiranje, d.o.o., slovenska družba z omejeno odgovornostjo in članica globalne organizacije neodvisnih članic, ki so povezane s KPMG International Limited, zasebno angleško družbo z omejeno odgovornostjo. Vse pravice

TRR: SI56 2600 0000 1851 102
vpla v sodni register: Okrožno sodišče v Ljubljani
šl. reg. vl.: 061142062100
osnovni kapital: 54.892,00 EUR
ID za DDV: SI20437145



Basis for Opinion

We conducted our audit in accordance with International Standards on Auditing (ISAs) and EU Regulation (EU) No 537/2014 of the European Parliament and of the Council of 16 April 2014 on specific requirements regarding statutory audit of public-interest entities (OJ L 158, 27.5.2014, p. 77-112 - EU Regulation EU No 537/2014). Our responsibilities under those standards are further described in the Auditor's Responsibilities for the Audit of the Financial Statements section of our report. We are independent of the Bank in accordance with International Ethics Standards Board for Accountants International Code of Ethics for Professional Accountants (including International Independence Standards) (IESBA Code) together with the ethical requirements that are relevant to our audit of the financial statements in Slovenia and we have fulfilled our other ethical responsibilities in accordance with these requirements and the IESBA Code. We believe that the audit evidence we have obtained is sufficient and appropriate to provide a basis for our opinion.

Key Audit Matters

Key audit matters are those matters that, in our professional judgment, were of most significance in our audit of the financial statements of the current period. These matters were addressed in the context of our audit of the financial statements as a whole, and in forming our opinion thereon, and we do not provide a separate opinion on these matters.

We have determined the following key audit matters:

Impairment of loans to non-bank customers

As at 31 December 2022, gross loans to non-bank customers: EUR 2,084,601 thousand, related impairment allowance: EUR 42,221 thousand and, for the year then ended, impairment loss recognised in the income statement: EUR 6,748 thousand (31 December 2021: gross loans to non-bank customers: EUR 1,935,733 thousand, impairment allowance: EUR 56,280 thousand, and, for the year then ended, impairment loss recognised in the income statement: EUR 5,327 thousand).

Refer to Accounting policies - Main items of the Financial Statements - Statement of financial position, Accounting policies - Use of judgements and estimates, note 5.4 Loans to non-bank customers, Note 41 Impairments and note Credit risk.

Key audit matter	Our response
<p>Impairment allowances represent the Management Board's best estimate of the expected credit losses ("ECLs") within loans to non-bank customers ("loans", "exposures") at the reporting date. We focused on this area as the determination of impairment allowances requires significant judgment and complex assumptions from the Management Board.</p> <p>The Bank calculates allowances for credit losses in accordance with the requirements of IFRS 9 Financial Instruments, based on the ECL model under which such impairment allowances are measured as either 12-month expected credit losses or lifetime expected credit losses, depending on whether or not there has been a significant increase in credit risk since initial recognition.</p>	<p>Our audit procedures in this area, performed assisted by our own information technology (IT) and financial risk management specialists, included, among others:</p> <ul style="list-style-type: none"> Inspecting the Bank's ECL impairment methodology, including related models, and assessing their compliance with the relevant regulatory and financial reporting framework; Making relevant inquiries of the Bank's risk management and IT personnel to obtain understanding of the loan impairment process, IT applications used therein, as well as key data sources and assumptions in the ECL model; Testing the design, implementation and operating effectiveness of selected controls within the impairment measurement process,

The Independent Auditor's Report is a translation of the original Independent Auditor's Report in Slovene, issued on the financial statements and the notes thereto in Slovene. This translation is provided for reference purposes only.

<p>Impairment allowances for performing exposures (Stage 1 and Stage 2 in the IFRS 9 hierarchy) and non-performing exposures (Stage 3 in the hierarchy) not exceeding EUR 100 thousand are determined by modelling techniques (together, "collective impairment allowance"). Historical experience, identification of exposures with a significant deterioration in credit quality and defaulted exposures, forward-looking information and management judgment are incorporated into the model assumptions.</p> <p>For Stage 3 exposures over EUR 100 thousand, a discounted cash flows analysis is applied in the impairment analysis, based on the knowledge of each individual borrower, and often on estimation of the realizable value of the related collateral.</p> <p>While the credit environment in 2022 reflected a recovery from the COVID-19 pandemic, it also reflected unfavourable changes in the economic outlook, disruptions to energy and other commodity markets and slowing economic growth as well as elevated inflationary pressures and increase in interest rates.</p> <p>Due to the above factors, including the significantly higher estimation uncertainty stemming from the current volatile economic outlook, we considered impairment of loans to be associated with a significant risk of material misstatement in the financial statements.</p>	<p>including those over the identification of loss events and default, appropriateness of classification of exposures into performing and non-performing, calculation of days past due and determination of future macroeconomic scenarios.</p> <p>For collective impairment allowance:</p> <ul style="list-style-type: none"> • Obtaining understanding of the key internal rating models for loans, and assessing the relevance and reliability of the key data used therein; • Obtaining the forward-looking information and key macroeconomic forecasted variables used in the Bank's ECL assessment. Independently assessing the information by reference to publicly available external market reports and corroborating inquiries of the Management Board members; • Challenging key parameters within the collective ECL model, such as the probability of default (PD) and loss given default (LGD), by reference to, among other things, our own analysis of the Bank's data on past default occurrence and realized losses on those defaults; • Evaluating key overlays to the ECL model used by the Bank, by applying our knowledge of the industry and our understanding of the macro-economic situation. <p>For impairment allowances calculated individually:</p> <ul style="list-style-type: none"> • For a risk-based sample of exposures, assessing the existence of any triggers for classification to Stage 2 or Stage 3, by reference to the underlying documentation (loan files), inquiries of the loan officers and credit risk management personnel and by considering business operations and historical debt service of the respective customers as well as current market conditions. <p>For all impairment allowances:</p> <ul style="list-style-type: none"> • Critically assessing the overall reasonableness of the impairment allowances, including both the share of the gross non-performing exposure in total gross
--	---

The Independent Auditor's Report is a translation of the original Independent Auditor's Report in Slovene, issued on the financial statements and the notes thereto in Slovene. This translation is provided for reference purposes only.



Therefore, the area required our increased attention in the audit and as such was determined to be a key audit matter.

exposure and the non-performing loans provision coverage;

- Evaluating the accuracy and completeness of the financial statement disclosures relating to expected credit losses against the requirements of the relevant financial reporting framework.

Other Matter

The financial statements of the Bank as at and for the year ended 31 December 2021 were audited by another auditor who expressed an unmodified opinion on those financial statements on 15 February 2022.

Other Information

Management is responsible for other information. The other information comprises the Business Report included in the Annual report, but does not include the financial statements and our auditor's report thereon.

Our opinion on the financial statements does not cover the other information and we do not express any form of assurance conclusion thereon.

In connection with our audit of the financial statements, our responsibility is to read the other information and, in doing so, consider whether the other information is materially inconsistent with the financial statements or our knowledge obtained in the audit, or otherwise appears to be materially misstated.

With respect to the Business Report, we considered whether the Business Report includes the disclosures required by the Bank's Act dated 4 May 2006 (official gazette of Republic of Slovenia No. 42/2006 with amendments - hereafter referred to as "the applicable legal requirements"). Based solely on the work required to be undertaken in the course of the audit of the financial statements and the procedures above, in our opinion, in all material respects:

- the information given in the Business Report for the financial year for which the financial statements are prepared, is consistent with the financial statements; and
- the Business Report has been prepared in accordance with the applicable legal requirements.

In addition, in light of the knowledge and understanding of the Bank and its environment in which it operates, obtained in the course of our audit, we are required to report if we have identified material misstatements in the Business Report. We have nothing to report in this respect.

Responsibilities of Management and Those Charged with Governance for the Financial Statements

Management is responsible for the preparation of financial statements that give a true and fair view in accordance with IFRS EU, and for such internal control as management determines is necessary to enable the preparation of financial statements that are free from material misstatement, whether due to fraud or error.

In preparing the financial statements, management is responsible for assessing the Bank's ability to continue as a going concern, disclosing, as applicable, matters related to going concern and using the going concern basis of accounting unless management either intends to liquidate the Bank or to cease operations, or has no realistic alternative but to do so.

Those charged with governance are responsible for overseeing the Bank's financial reporting process.

The Independent Auditor's Report is a translation of the original Independent Auditor's Report in Slovene, issued on the financial statements and the notes thereto in Slovene. This translation is provided for reference purposes only.

Auditors' Responsibilities for the Audit of the Financial Statements

Our objectives are to obtain reasonable assurance about whether the financial statements as a whole are free from material misstatement, whether due to fraud or error, and to issue an auditors' report that includes our opinion. Reasonable assurance is a high level of assurance, but is not a guarantee that an audit conducted in accordance with ISAs and EU Regulation (EU) No 537/2014 will always detect a material misstatement when it exists. Misstatements can arise from fraud or error and are considered material if, individually or in the aggregate, they could reasonably be expected to influence the economic decisions of users taken on the basis of these financial statements.

As part of an audit in accordance with ISAs and EU Regulation (EU) No 537/2014, we exercise professional judgment and maintain professional scepticism throughout the audit. We also:

- Identify and assess the risks of material misstatement of the financial statements, whether due to fraud or error, design and perform audit procedures responsive to those risks, and obtain audit evidence that is sufficient and appropriate to provide a basis for our opinion. The risk of not detecting a material misstatement resulting from fraud is higher than for one resulting from error, as fraud may involve collusion, forgery, intentional omissions, misrepresentations, or the override of internal control;
- Obtain an understanding of internal control relevant to the audit in order to design audit procedures that are appropriate in the circumstances, but not for the purpose of expressing an opinion on the effectiveness of the Bank's internal control;
- Evaluate the appropriateness of accounting policies used and the reasonableness of accounting estimates and related disclosures made by management;
- Conclude on the appropriateness of management's use of the going concern basis of accounting and, based on the audit evidence obtained, whether a material uncertainty exists related to events or conditions that may cast significant doubt on the Bank's ability to continue as a going concern. If we conclude that a material uncertainty exists, we are required to draw attention in our auditors' report to the related disclosures in the financial statements or, if such disclosures are inadequate, to modify our opinion. Our conclusions are based on the audit evidence obtained up to the date of our auditors' report. However, future events or conditions may cause the Bank to cease to continue as a going concern;
- Evaluate the overall presentation, structure and content of the financial statements, including the disclosures, and whether the financial statements represent the underlying transactions and events in a manner that achieves fair presentation.

We communicate with those charged with governance regarding, among other matters, the planned scope and timing of the audit and significant audit findings, including any significant deficiencies in internal control that we identify during our audit.

We also provide those charged with governance with a statement that we have complied with relevant ethical requirements regarding independence, and communicate with them all relationships and other matters that may reasonably be thought to bear on our independence, and where applicable, actions taken to eliminate threats or safeguards applied.

From the matters communicated with those charged with governance, we determine those matters that were of most significance in the audit of the financial statements of the current period and are therefore the key audit matters. We describe these matters in our auditors' report unless law or regulation precludes public disclosure about the matter or when, in extremely rare circumstances, we determine that a matter should not be communicated in our report because the adverse consequences of doing so would reasonably be expected to outweigh the public interest benefits of such communication.

The Independent Auditor's Report is a translation of the original Independent Auditor's Report in Slovene, issued on the financial statements and the notes thereto in Slovene. This translation is provided for reference purposes only.



Report on Other Legal and Regulatory Requirements

We were appointed by the shareholders of the Bank at the shareholders meeting dated 15 December 2021 to audit the financial statements of the Bank for the year ended 31 December 2022. Our total uninterrupted period of engagement is 1 year.

We confirm that:

- our audit opinion is consistent with the additional report presented to the Audit Committee of the Bank dated 20 February 2023;
- we have not provided any prohibited non-audit services (NASs) referred to in Article 5 of EU Regulation (EU) No 537/2014. We also remained independent of the Bank in conducting the audit.

For the period to which our statutory audit relates, in addition to the audit and services, which are disclosed in the Management Report or in the financial statements of the Bank, we have not provided any other services to the Bank.

On behalf of audit firm

KPMG SLOVENIJA,
podjetje za revidiranje, d.o.o.


Domagoj Vuković, FCCA
Certified Auditor
Partner

KPMG Slovenija, d.o.o.
1

Ljubljana, 22 February 2023

The Independent Auditor's Report is a translation of the original Independent Auditor's Report in Slovene, issued on the financial statements and the notes thereto in Slovene. This translation is provided for reference purposes only.

Financial Statements

Statement of Financial Position	295
Consolidated Income Statement	296
Statement of Other Comprehensive Income	297
Statement of Changes in the Consolidated Shareholders' Equity	298
Consolidated Cash Flow Statement	299
Summary of Accounting Policies	301
Notes on the Financial Statements	316
Risk Report	346

Statement of Financial Position

Item	Note	Bank	
		31/12/2022	31/12/2021
Cash, cash balances with the Central Bank and demand deposits at banks	1	745,963	751,685
Financial assets held for trading	2	75,619	23,680
Non-trading financial assets mandatorily at fair value through profit or loss	3	2,373	2,323
Financial assets at fair value through other comprehensive income	4	296,708	285,485
Financial assets at amortised cost	5	2,164,531	1,969,431
Debt securities		33,389	33,353
Loans to banks		64,989	53,853
Loans to non-bank customers		2,042,380	1,879,453
Other financial assets		23,773	2,772
Derivatives - hedge accounting	6	103,224	12,852
Fair value changes of the hedged items in portfolio hedge of interest rate risk	7	(72,996)	5,096
Tangible assets	8	12,493	14,728
Property, plant and equipment		12,493	14,728
Intangible assets	9	13,608	14,133
Tax assets	10	698	-
Deferred tax assets		698	-
Other assets	11	2,080	2,511
Non-current assets and disposal groups classified as held for sale	12	2,120	1
TOTAL ASSETS		3,346,421	3,081,924
Financial liabilities held for trading	13	69,550	20,535
Financial liabilities measured at amortised cost	14	2,930,646	2,731,367
Deposits from banks and central banks		98,928	19,433
Deposits from non-bank customers		2,531,694	2,219,984
Loans from banks and central banks		233,720	443,803
Debt securities issued		18,066	18,013
Other financial liabilities		48,238	30,133
Derivatives - hedge accounting	15	81,691	19,597
Fair value changes of the hedged items in portfolio hedge of interest rate risk	16	(73,939)	4,556
Provisions	17	19,905	23,169
Tax liabilities	10	4,164	1,605
Current tax liabilities		4,164	447
Deferred tax liabilities		-	1,158
Other liabilities	18	4,160	4,191
TOTAL LIABILITIES		3,036,177	2,805,020
Share capital	19	20,384	20,384
Share premium	20	107,760	107,760
Accumulated other comprehensive income	21	(1,879)	6,150
Reserves from profit	22	99,777	99,777
Retained earnings (including profit or loss for the financial year)	23	84,202	42,832
TOTAL EQUITY		310,244	276,904
TOTAL LIABILITIES AND EQUITY		3,346,421	3,081,924



Lorenzo Ramajola
CEO



Veronica Tomasoni
Board member



Ivanka Prezhdarova
Board member



Tsvetelin Minchev
Board member



Tanja Turk
Board member

Statement of profit or loss

EUR '000 Item	Note	Bank	
		2022	2021
Interest income	24	53,992	50,658
Interest expense	25	(9,563)	(10,518)
Interest net income		44,429	40,140
Dividend income	26	3,408	1,004
Fee and commission income	27	31,523	29,645
Fee and commission expenses	28	(8,997)	(8,140)
Net fee and commission income		22,526	21,505
Net gains or losses on derecognition of financial assets and liabilities not measured at fair value through profit or loss	29	3,386	487
Net gains or losses on financial assets and liabilities held for trading	30	7,144	5,737
Net gains or losses on non-trading financial assets mandatorily at fair value through profit or loss	31	(130)	2,385
Net gains or losses from hedge accounting	32	(670)	(690)
Net exchange differences	33	560	(7)
Net gains or losses on derecognition of non-financial assets	34	(168)	13
Other net operating income	35	1,516	1,479
Administrative expenses	36	(39,982)	(38,822)
Cash contributions to resolution funds and deposit guarantee schemes	37	(2,579)	(2,620)
Depreciation	38	(6,209)	(6,361)
Net modification gains or losses	39	28	6
Provisions	40	1,254	(3,512)
Impairments	41	(7,285)	(5,364)
Profit or loss from non-current assets and disposal groups classified as held for sale, not qualifying as discontinued operations	42	20,545	12
PROFIT / LOSS BEFORE TAX FROM CONTINUING OPERATIONS		47,773	15,394
Tax expense or income related to profit or loss from continuing operations	43	(6,403)	(2,574)
PROFIT OR LOSS FOR THE FINANCIAL YEAR		41,370	12,819
Basic and diluted earning per share (EUR)	23	8.46	2.62


Lorenzo Ramajola
CEO

Veronica Tomasoni
Board member

Ivanka Prezhdarova
Board member

Tsvetelin Minchev
Board member

Tanja Turk
Board member

Statement of Other Comprehensive Income

EUR '000 Item	Note	Bank	
		2022	2021
Profit or loss for the financial year		41,370	12,819
Other comprehensive income	21	(8,030)	(1,786)
Items that will not be reclassified to profit or loss		(532)	(36)
Actuarial gains (losses) on defined benefit pensions plans		291	134
Fair value changes of equity instruments measured at fair value through other comprehensive income		(982)	(197)
Income tax relating to items that will not be reclassified		159	27
Items that may be reclassified to profit or loss		(7,498)	(1,750)
Cash flow hedges (effective portion)	21	(542)	(928)
Valuation gains (losses) taken to equity		(121)	(177)
Transferred to profit or loss		(421)	(751)
Debt instruments at fair value through other comprehensive income	21	(8,714)	(1,233)
Valuation gains (losses) taken to other comprehensive income		(8,713)	(1,204)
Transferred to profit or loss		(1)	(29)
Income tax relating to items that may be reclassified to profit or loss	21	1,759	411
TOTAL COMPREHENSIVE INCOME FOR THE YEAR AFTER TAX		33,341	11,033



Lorenzo Ramajola
CEO



Veronica Tomasoni
Board member



Ivanka Prezhdarova
Board member



Tsvetelin Minchev
Board member



Tanja Turk
Board member

Statement of Changes in Equity

2022

Item	Accumulated other comprehensive income							Total equity
	Share capital	Share premium	Cash flow hedge	Financial assets at fair value through other comprehensive income	Actuarial gains (losses) on defined benefit pension plans	Reserves from profit	Retained earnings including profit / loss from current year	
OPENING BALANCE FOR THE REPORTING PERIOD	20,384	107,760	465	5,105	580	99,777	42,832	276,904
Comprehensive income for the year after tax	-	-	(438)	(7,854)	262	-	41,370	33,341
CLOSING BALANCE FOR THE REPORTING PERIOD	20,384	107,760	27	(2,748)	842	99,777	84,202	310,244
BALANCE SHEET AVAILABLE PROFIT FOR FINANCIAL YEAR							84,202	84,202

2021

Item	Accumulated other comprehensive income							Total equity
	Share capital	Share premium	Cash flow hedge	Financial assets at fair value through other comprehensive income	Actuarial gains (losses) on defined benefit pension plans	Reserves from profit	Retained earnings including profit / loss from current year	
OPENING BALANCE FOR THE REPORTING PERIOD	20,384	107,760	1,217	6,264	456	129,777	13,896	279,753
Comprehensive income for the year after tax	-	-	(752)	(1,158)	123	-	12,819	11,032
Appropriation of (accounting for) dividends	-	-	-	-	-	-	(13,882)	(13,882)
Other transfers among components of equity	-	-	-	-	-	(30,000)	30,000	-
CLOSING BALANCE FOR THE REPORTING PERIOD	20,384	107,760	465	5,105	580	99,777	42,832	276,904
BALANCE SHEET AVAILABLE PROFIT FOR FINANCIAL YEAR							42,832	42,832



Lorenzo Ramajola
CEO



Veronica Tomasoni
Board member



Ivanka Prezhdarova
Board member



Tsvetelin Minchev
Board member



Tanja Turk
Board member

Cash Flow Statement

EUR '000		AMOUNT	
Item	Note	2022	2021
A.	CASH FLOWS FROM OPERATING ACTIVITIES		
a)	Total profit or loss before tax	47,773	15,394
	Depreciation	6,209	6,361
	Impairments / (reversal of impairments) of investments in debt securities measured at fair value through other comprehensive income	1	(29)
	Impairments / (reversal of impairments) of loans and other financial assets measured at amortised cost	7,272	5,393
	Impairments of tangible assets (including investment property), intangible assets and other assets	163	-
	Net (gains) / losses from exchange differences	(560)	7
	Net modification (gains) / losses	(28)	(6)
	Net (gains) / losses from sale of tangible assets	168	(13)
	Other (gains) / losses from investing activities	(3,408)	(1,004)
	Other (gains) / losses from financing activities	670	690
	Unrealised (gains) / losses from financial assets measured at fair value that are component of cash equivalents	130	-
	Net unrealised (gains) / losses from non-current assets held for sale and discontinuing operations and liabilities associated therewith	(20,381)	-
	Other adjustments to total profit or loss before tax	(6,118)	(7,546)
	Cash flow from operating activities before changes in operating assets and liabilities	31,891	19,247
b)	(Increases) / decreases in operating assets (excluding cash & cash equivalents)	(272,246)	(35,796)
	Net (increase) / decrease in financial assets held for trading	(51,939)	(2,499)
	Net (increase) / decrease in non-trading financial assets mandatorily at fair value through profit or loss	(50)	5,528
	Net (increase) / decrease in financial assets measured at fair value through other comprehensive income	(11,223)	38,205
	Net (increase) / decrease in loans and receivables measured at amortised cost	(195,065)	(96,860)
	Net (increase) / decrease in assets-derivatives - hedge accounting	(12,281)	19,737
	Net (increase) / decrease in non-current assets held for sale	(2,119)	(1)
	Net (increase) / decrease in other assets	431	94
c)	Increases / (decreases) in operating liabilities	437,470	(27,296)
	Net increase / (decrease) in financial liabilities held for trading	49,015	6,055
	Net increase / (decrease) in deposits, loans and receivables measured at amortised cost	391,205	(462)
	Net increase / (decrease) in liability-derivatives - hedge accounting	(16,401)	(29,415)
	Net increase / (decrease) in other liabilities	13,651	(3,473)
d)	Cash flow from operating activities (a+b+c)	197,116	(43,845)
e)	Income taxes (paid) / refunded	2,503	(775)
f)	Net cash flow from operating activities (d+e)	199,619	(44,620)
B.	CASH FLOWS FROM INVESTING ACTIVITIES		
a)	Receipts from investing activities	3,410	1,017
	Receipts from the sale of tangible assets	2	13
	Other receipts from investing activities	3,408	1,004

Cash Flow Statement

b)	Cash payments on investing activities		(4,783)	(5,633)
	(Cash payments to acquire tangible assets)		(1,469)	(1,709)
	(Cash payments to acquire intangible assets)		(3,314)	(3,924)
c)	Net cash flow from investing activities (a-b)		(1,373)	(4,616)
C.	CASH FLOWS FROM FINANCING ACTIVITIES			
a)	Cash proceeds from financing activities		2,081	18,013
	Cash proceeds from issuing shares and other equity instruments		-	18,013
	Other cash proceeds related to financial activities		2,081	-
b)	Cash payments on financing activities		(205,681)	(13,882)
	(Dividends paid)		-	(13,882)
	(Other cash payments related to financial activities)		(205,681)	-
c)	Net cash flow from financing activities (a-b)		(203,600)	4,131
D.	Effects of change in exchange rates on cash and cash equivalents		(368)	2,264
E.	Net increase in cash and cash equivalents (Ae+Bc+Cc)		(5,354)	(45,105)
F.	Opening balance of cash and cash equivalents	1.	751,685	794,526
G.	Closing balance of cash and cash equivalents (D+E+F)	1.	745,963	751,685



Lorenzo Ramajola
CEO



Veronica Tomasoni
Board member



Ivanka Prezhdarova
Board member



Tsvetelin Minchev
Board member



Tanja Turk
Board member

Summary of Accounting Policies

A. Significant accounting policies

A.1. General

A.1.1 Reporting entity

UniCredit Banka Slovenija d.d. is a commercial bank incorporated in Slovenia. It provides a wide variety of financial services to corporate and individual customers. The Bank was registered as a joint-stock company on 24 January 1991. The Bank's legal address is Ameriška ulica 2, Ljubljana, Slovenia. On 31 December 2021, the Bank was operating a total of 18 branches throughout Slovenia. The Bank is a subsidiary of UniCredit S.p.A. with registered office in Milan, Piazza Gae Aulenti 3 - Tower A, Italy, which is also the ultimate parent company of the Bank. The financial statements of UniCredit Banka Slovenija are part of consolidated Financial Statements of the parent group UniCredit Spa, which are available at <https://www.unicredit.eu/>. Since the Bank disposed of its Leasing subsidiary in July 2022, the financial statements for 2022 are prepared on a bank standalone basis.

A 1.2 Statement of compliance with IFRS

The Financial statements have been prepared in accordance with the IFRS issued by the International Accounting Standards Board (IASB), including the interpretation documents issued by the SIC and the IFRIC, and endorsed by the European Commission up to 31 December 2022.

A.2. General criteria for the preparation of financial statements

The Financial statements include the Statement of financial position, the Income statement, the Statement of other comprehensive income, the Statement of changes in shareholders' equity, the Cash flow statement (compiled using the "indirect method") and the Notes to the accounts. The Financial statements and Notes are prepared on a bank standalone basis as at 31 December 2022 with comparative figures for the previous financial year.

Figures in the financial statements and Notes to the accounts are stated in thousands of euros, unless otherwise specified. Since amounts are rounded to the nearest thousand, the immaterial differences arising from that might have occurred. to.

The Financial statements are prepared on a fair value basis for financial assets at fair value through profit and loss and financial assets at fair value through other comprehensive income. Other financial assets and liabilities, and non-financial assets and liabilities, are stated at amortized or historical cost.

A.2.1. Risks and uncertainty relating to the use of estimates

Under the IFRS, the Management must make judgments, estimates

and assumptions that affect the application of accounting principles and the amounts of assets/liabilities and income and expenses reported in the accounts, as well as the disclosure concerning contingent assets and liabilities.

Estimates and related assumptions are based on previous experience and on the available information framework with reference to the current and expected context and have been used to estimate the carrying values of assets and liabilities not readily available from other sources.

Estimates and assumptions are regularly reviewed. Any changes resulting from these reviews are recognised in the period in which the review was carried out, provided the change only concerns that period. If the review concerns both current and future periods, it is recognised accordingly in both current and future periods.

In particular, estimated figures have been used for the recognition and measurement of some of the main items in the financial statements as at 31 December 2022, as required by the accounting policies, statements and regulations described above.

The current market environment continues to be affected by high levels of uncertainty for both the short and medium-term outlook. The economic consequences stemming from the geopolitical tensions continue to unfold and darken the outlook for the euro area economy, thus pushing up inflationary pressures. In this respect, according to the ECB macroeconomic projections updated in December 2022, the outlook for the euro area foresees weak growth, high and persistent inflation, high interest rates, and an appreciation of the euro. The negative economic implications are expected to be partially mitigated by the energy-related fiscal measures that will support economic growth in 2023, but this is offset by the withdrawal of previous COVID-19-related fiscal support. In addition, high levels of natural gas inventories and ongoing efforts to reduce demand and replace Russian gas with alternative sources imply that the euro area is expected to avoid the need for mandated energy-related production cuts over the projection horizon, although risks of energy supply disruptions remain high (for winter 2023-2024) with some negative economic impact. Over the medium term, as the energy market rebalances, it is expected that uncertainty will decline, and economic growth will rebound. Headline inflation is expected to remain extremely high in the short term and to decline steadily throughout 2023.

Additionally, the ESMA issued a public statement ("European common enforcement priorities for 2022 Annual Financial Reports") indicating the most relevant areas for monitoring and assessing the application of the reporting requirements for 2022 Year End financial statements. In particular, the ESMA observes the need to assess and reflect on financial statements the effects arising from the current macroeconomic environment (pandemic, inflation, higher interest rates, deterioration of business climate, geopolitical risks and uncertainties regarding future outlook) and reiterates the matters included in its previous Public Statements with reference to going concern, impairment of assets, estimation uncertainty, significant judgements, and presentation of financial statements.

Summary of Accounting Policies

In the context of persisting uncertainty explained above and considering the aforementioned ESMA communication, UniCredit S.p.A. as well as UniCredit Banka Slovenija d.d. have defined different macro-economic scenarios, to be used for the purposes of the evaluation processes of 2022 financial statements.

In particular, in addition to the "Baseline" scenario (so called "Mild Recession"), which reflects the expectations considered most likely concerning macro-economic trends, a Downturn Scenario (so called "Severe Recession") has been outlined, the latter reflecting a downward forecast of the macroeconomic parameters and consequently in the expected profitability of the business; in light of persistent level of uncertainty, no positive scenario was included in the approach (thus, the positive scenario was weighted at zero percent). These scenarios are used for the DTA sustainability test and for LLP calculation.

Major important accounting estimates are explained within this chapter from A.2.2. to A.2.7., while all others are explained among detailed Notes to the accounts.

Impacts on statement of going concern

The Management observed the increase in the geopolitical tension between Russian Federation and Ukraine during 2022 and the sanctions imposed by several countries to Russia which replied with countersanctions. Such events determined a relevant uncertainty in the macroeconomic outlook, in terms of GDP, inflation rates and interest rates. Furthermore, the Management observed the evolution in COVID-19 pandemic and the on-going lifting of the containment restriction put in place by governments since 2020.

The Management has considered these circumstances in the assessments of significant items of the financial statements and believes with reasonable certainty that the Bank will continue to operate profitably in the foreseeable future.

As a result, in accordance with the provisions of IAS 1, these financial statements were prepared on a going concern basis.

A.2.3. Foreign currency translation

Functional and presentation currency: Items included in the financial statements for both years, 2022 and 2021, are measured in euros, which is the Bank's functional and presentation currency. Amounts are rounded to the nearest thousand, unless otherwise stated.

Transactions and balances: Foreign currency transactions are translated into the functional currency using the European Central Bank exchange rates at the dates of transactions. Foreign exchange gains and losses resulting from the settlement of such transactions and from the translation at year-end exchange rates of monetary assets and liabilities denominated in foreign currencies are recognized in the Income Statement.

Forward transactions denominated in a foreign currency are

translated into euro using the forward rate.

The spot rates of foreign exchange used in preparation of the Bank's balance sheet as of the reporting date were as follows:

Currency	31/12/2022	31/12/2021
CHF	0,9847	1,0802
USD	1,0666	1,2271

A.2.4 Offsetting

Financial asset and financial liability are offset and their net amount is presented in the Statement of Financial Position only when there is a legally enforceable right to offset the recognized amounts and it is intended either to settle on a net basis, or to realize the asset and settle the liability simultaneously.

A.2.5 Measurement of fair value

The Bank re-values on a daily basis its derivatives, financial assets mandatorily at fair value through profit or loss as well as financial assets at fair value through other comprehensive income to the fair value of the instrument. However, the determination of fair value for these financial instruments requires the use of valuation techniques in case there is no observable market price. For financial instruments which trade infrequently and have little price transparency, the fair value is less objective and requires a varying degree of judgment depending on different factors.

According to the definition of the fair value, in line with IFRS 13, the Bank classifies financial assets in three levels, as follows:

- Level 1: Quoted price on open market for identical instrument is used as fair value.
- Level 2: Fair value is determined using the valuation models, which are based primarily on observable inputs on active markets data. Level 2 includes also financial assets whose fair value is based on the quoted price for an identical instrument, but for which there is no active market.
- Level 3: Fair value is determined using the valuation models, which are based primarily on unobservable inputs. An input qualifies as an observable input if it is directly observable as a market price or may be derived from an observable price. Examples of Level 3 inputs are historical volatility or interest rates for currencies and maturities for which there are no observable financial instruments. If the value of a financial instrument is based on non-observable inputs, the value of these inputs at the end of the reporting period may be selected from a range of reasonable possible alternatives. For the purpose of preparing the financial statements, the reasonable values selected for such non-observable inputs are in line with prevailing market conditions and the Bank's valuation verification approach.

Fair Value Adjustments (FVA) represent the difference between the price of a financial instrument obtained using a valuation model and its fair value as defined in IFRS13, which reflects the exit price at which the investment could be closed on the market. The FVA

Summary of Accounting Policies

methodology of the Bank considers the following inputs:

- Positive and negative exposure profiles derived from the Counterparty Credit Risk internal model;
- PD term structure implied by current market default rates obtained from credit default swaps;
- Funding spread curve that is representative of the average funding spread of peer financial groups.

The FVAs calculated by the Bank include: Credit/Debit Valuation Adjustment (CVA/DVA), Close-out costs.

The CVA/DVA methodology of the Bank considers the following inputs:

- EAD estimated using simulation techniques that include Specific Wrong-Way Risk due to the correlation between counterparty credit risk and the underlying derivative risk factors;
- PD implied by current market default rates obtained from Credit Default Swaps;
- LGD based on the estimated level of expected recovery and the market default rate derived from CDS.

Close-out costs reflect the cost incurred when closing an active position in a financial instrument on the market. Close-out costs are calculated as the difference between the price at which a financial instrument is valued and the market price, usually represented by the bid-ask spread.

A.2.6 Impairments and provisions

A financial asset is credit impaired when one or more events have occurred that have detrimental impact on the estimated future cash flows of that financial asset.

Financial assets such as Loans and debt securities classified as financial assets at amortised cost, financial assets at fair value through other comprehensive income and related off-balance sheet exposures are tested for impairment as required by IFRS9.

Category	Description	Basis for recognizing expected credit losses
Performing; stage 1	Includes newly issued or acquired credit exposures and exposures for which credit risk has not significantly deteriorated since initial recognition	12-month ECL
Doubtful; stage 2	Includes credit exposures that, although performing, have seen their credit risk significantly deteriorating since initial recognition	Lifetime ECL- not credit-impaired
In default; stage 3	Includes impaired credit exposures.	Lifetime ECL- credit-impaired after initial recognition
Write off	Not anymore reasonable expectations of recovering a financial asset	Amount is written off

The allocation of credit exposures in one of the abovementioned stages is done at initial recognition, when the exposures is classified

at stage 1 and it is periodically reviewed based on stage allocation rules as specified in Part of risk.

In order to calculate the expected loss and the related loan loss provision, the Bank uses Probability of Default (PD), Loss Given Default (LGD) and Exposure at Default (EAD) parameters, used for regulatory purposes and adjusted in order to ensure that impairment measurement represents values which are point in time, forward looking and inclusive of multiple scenarios. In this respect see Part of Credit risk for further information on expected loss calculation methodologies.

The Bank's definition of Non-performing exposures is in line with the EBA's definition referring to the exposures that meet one or both of the following criteria:

- Material exposures with more than 90 days past due;
- Exposures for which the Bank estimates that it is unlikely that the debtor would pay in full their credit obligations without recurring to enforcement and realization of collaterals, regardless of past due exposures and the number of days the exposure is past due.

Allowances for impairment of loans and receivables are based on the present value of expected cash flows of principal and interest. In determining the present value of future cash flows, the basic requirement is the identification of estimated collections, the timing of payments and the discount rate used.

For financial assets at fair value through other comprehensive income Impairment losses are recorded in the income statement, in item Net losses/recoveries on credit impairment relating to financial assets at fair value through other comprehensive income with counter-entry in the Statement of other comprehensive income and also shown under item Valuation reserves in shareholders' equity.

Modification and derecognition of financial asset

Derecognition of financial assets due to substantial modification of terms and conditions

The Bank derecognises a financial asset, such as a loan to a customer, when the terms and conditions have been renegotiated to the extent that, substantially, it becomes a new loan, with the difference recognised as a derecognition gain or loss, to the extent that an impairment loss has not already been recorded. The newly recognised loans are classified as Stage 1 for ECL measurement purposes, unless the new loan is deemed to be POCI.

When assessing whether or not to derecognise a loan to a customer, amongst others, the Bank considers the following:

1. change of the loan currency,
2. introduction of an equity feature,
3. change in counterparty,
4. introduction of SPPI non-compliant criterion.

Modifications of financial assets which do not result in substantially different cash flows

If the modification does not result in substantially different cash flows

Summary of Accounting Policies

, the modification does not result in derecognition. Based on the change in cash flows discounted at the original effective interest rate, the Bank records a modification gain or loss, to the extent that an impairment loss has not already been recorded.

Derecognition of financial assets other than for substantial modification

A financial asset (or, a portion thereof or part of a group of similar financial assets) is derecognised when the rights to receive cash flows from the financial asset have expired, or when they have been transferred and either (i) the Bank transfers substantially all the risks and rewards of ownership, or (ii) the Bank neither transfers nor retains substantially all the risks and rewards of ownership and the Bank has not retained control.

Derecognition of financial liabilities

The Bank derecognises a financial liability when its contractual obligations are discharged, cancelled, or expired. If the terms of a financial liability are significantly modified, the Bank will discontinue recognising that liability and will instantaneously recognise a new financial liability, with new terms and conditions.

Realised gains and losses from the disposal of financial instruments are calculated by using the weighted average cost method.

Contractual modifications arising from COVID-19

In order to limit the effects of the restriction measures implemented to contain the COVID-19 pandemic, starting from the first half of 2020, the Bank has granted its customers debt moratoria measures.

These moratoria measures generally allowed to postpone the payment of instalments, either upon request by the customers or, in some cases automatically for all the loans regulated by the local law, with the consequent increase in the maturity of the loan and the accrual of interests on the capital being postponed. In accordance with the ESMA's declaration which clarified that it is unlikely that the contractual changes resulting from these moratoria can be considered as substantial, the Bank has not derecognised the related credit exposures. A modification loss is consequently recognised in item "140 Gains/Losses from contractual changes with no cancellations" in accordance with the group accounting manual.

As of 31 December 2022, all COVID-19 related forbearance moratoria (government ones or those offered by the Bank) already expired.

A.2.7 Write off policy

The Bank writes off a financial asset when it no longer has reasonable expectations of recovering the financial asset (either in its entirety or a portion of it). A write-off constitutes derecognition event. Recoveries resulting from the Bank's enforcement activities will be recognized in impairment gains.

The Bank shall write off an outstanding debt, either the full or

partial amount of it, against those debtors that undergo any of the various forms of legal proceedings, e.g., execution or bankruptcy proceedings, and when all reasonable corrective actions the Bank had at its disposal in order to recover the outstanding debt under the framework of either execution or bankruptcy proceedings have been exhausted. However, in writing the outstanding debt off against such debtors, the Bank continues to retain all of its legal rights to recover the outstanding debt under either execution or bankruptcy proceedings, namely until either of the legal proceedings is brought to a final end, at which point the Bank is compelled not only to write the outstanding debt off (in case the very deed has not been done earlier in the process), but to forgive it as well, i.e. debt forgiveness.

A.3. Changes in accounting policies

The accounting policies applied in these Financial statements are the same as those applied for the year ended on 31 December 2021 apart from the changes listed below.

A.4. New standards and amendments issued but not yet effective

Except for the changes below, the Bank has consistently applied the accounting policies as set out in the Notes below to all periods presented in these consolidated financial statements.

I Effective standards, amendments to standards and implementations – adopted in 2022

In 2022 the following standards, amendments or interpretations came into force:

- Amendments to IFRS 3 Business Combinations; IAS 16 Property, Plant and Equipment; IAS 37 Provisions, Contingent Liabilities and Contingent Assets; and Annual Improvements 2018-2020 (All issued 14 May 2020);

Adoption of these standards has not determined substantial effects on the amounts recognized in balance sheet or income statement.

II Standards, amendments to standards and interpretations issued but not yet effective

The standards, amendments to standards and interpretations that are issued, but not yet effective, up to the date of issuance of the financial statements are disclosed below. The Bank intends to adopt these standards, if applicable, when they become effective.

Until 31 December 2022, the European Commission endorsed the following changes to the Accounting principles applicable to reporting, these were not effective for preparation of 2022 financial statements:

- IFRS 17 Insurance Contracts (issued on 18 May 2017); including Amendments to IFRS 17 (issued on 25 June 2020);
- Amendments to IAS 8 Accounting policies, Changes in Accounting Estimates and Errors: Definition of Accounting Estimates (issued on 12 February 2021);
- Amendments to IAS 1 Presentation of Financial Statements and IFRS Practice Statement 2: Disclosure of Accounting policies (issued on 12 February 2021);

- Amendments to IAS 12 Income Taxes: Deferred Tax related to Assets and Liabilities arising from a Single Transaction (issued on 7 May 2021);
- Amendments to IFRS 17 Insurance contracts: Initial Application of IFRS 17 and IFRS 9 – Comparative Information (issued on 9 December 2021).

As at 31 December 2022 the IASB issued the following standards, amendments, interpretations or revisions, whose application is subject to completion of the endorsement process by the competent bodies of the European Commission, which is still ongoing:

- Amendments to IAS 1: Presentation of Financial Statements: Classification of Liabilities as Current or Non-current and Classification of Liabilities as Current or Non-current - Deferral of Effective Date (issued on 23 January 2020 and 15 July 2020 respectively).

III Additional documents used to interpret and support the application of IAS/IFRS

The following documents have been used to interpret and support the application of IAS/IFRS, even though they have not all been endorsed by the European Commission:

- The Conceptual Framework for Financial Reporting;
- ESMA (European Securities and Markets Authority), European Banking Authority, European Central Bank and Consob documents on the application of specific IAS/IFRS provisions also with specific reference to the presentation of the effects arising from COVID-19 pandemic and their effects on the evaluation processes.

Interbank Offered Rates (IBOR) transition

Following the concerns raised about the integrity and reliability of major financial market benchmarks the Financial Stability Board (FSB) started a comprehensive reference rates reform. In order to assess the relevant risks associated with the benchmark reforms and taking appropriate actions to ensure an adequate transition to alternative or reformed benchmark rates ahead of the deadline of the end of 2021 specified in the revised EU Benchmark Regulation (BMR), during 2018 UniCredit group launched a Group-wide project in order to manage the IBORs (Interbank Offered Rates) discontinuation with a multiyear roadmap defined based on Bank exposure (mainly focused on Euro) and transition timeline.

It is worth to mention that the “European Working Groups on Euro Risk-Free Rates” issued its recommendations on Euribor fallbacks and cessation triggers, while other international working groups and bodies (e.g., International Swaps and Derivatives Association - ISDA; ICE Benchmark Administration - IBA; London Clearing House - LCH) issued recommendations, focused on LIBOR discontinuation, to be considered while envisaging market practices to consider on transition.

At the same time, the Benchmark Regulation was amended to allow the EU Commission to provide for statutory replacement rates, while the other mainly involved international market authorities (e.g., Financial Conduct Authority and Bank of England in the UK, New York State Department of Financial Services in the US) defined amendments to the applicable laws in order to support a smooth transition.

Specifically, on 5 March 2022, the Financial Conduct Authority (FCA), in its capacity as LIBOR regulator, announced that LIBOR settings process would have not been available (ceased to be provided or no longer representative) according with the following discontinuation path:

- Immediately after 31 December 2021, in the case of all Sterling, Euro, Swiss Franc and Japanese Yen settings, and the 1-week and 2-month US Dollar settings; and
- Immediately after 30 June 2023, in the case of the remaining US Dollar settings.

With reference to USD Libor, the FCA is discussing about using its powers under the UK Benchmarks Regulation to compel ICE Benchmark Administration (IBA) to continue to publish the 1-, 3- and 6-Months settings under a “synthetic” methodology for a temporary period after the end of June 2023, until the end of September 2024.

With reference to JPY and GBP Libor, in September 2021, the FCA initially deliberated to require IBA until end of 2022 for the publication under a changed methodology basis (also known as ‘synthetic’) of the mentioned 6 Libor settings made available by the IBA for use in legacy contracts other than cleared derivatives. Synthetic settings availability provides some relief on LIBOR contracts repapering effort (in particular for contracts subject to UK law). Afterward, the FCA announced:

- To require the IBA to continue to publish 1- and 6-months “synthetic” GBP LIBOR settings until 31 March 2023, after which these settings will permanently cease;
- To require the IBA to continue to publish the 3-month “synthetic” GBP LIBOR setting for the duration of 2023, and
- That it intends to require the IBA to continue to publish this setting until the end of March 2024, after which it would permanently cease.

Publication of the 1-, 3- and 6-months “synthetic” JPY LIBOR settings ceased after 30 December 2022.

The continuing discussions and consultations, while aimed to bring further stability in the market and reduce conduct risk, still represent source of possible uncertainty, with reference to the timing and/or fallback rules applied to outstanding stock of assets, liability and derivatives linked to other IBOR agreements (yet to be transformed or transitioned).

The European Commission adopted an Implementing Act of the BMR that has been published in the Official Journal of the European Union on 22 October 2021; the Implementing Act provides legal ground for a Statutory Replacement Rate for legacy contracts indexed to CHF LIBOR and EONIA that have not yet been repapered or do not contain adequate fallback rates.

Such a replacement rate operating by law brought further stability in the market and reduced the conduct risk associated with the outstanding stock of assets, liabilities and derivatives transformed or transitioned or yet to be transformed or transitioned.

The IASB issued “Interest Rates benchmark Reform - Phase 2; Amendments to IFRS9, IAS39 and IFRS7” including indications to

Summary of Accounting Policies

manage changes in financial instruments that are directly required by the Reform and providing for (i) exceptions to standard rules dealing with accounting for changes of the contractual cash flows of assets and liabilities and (ii) reliefs from discontinuing hedge relationships.

As long as contractual terms (i) are amended as a direct consequence of interest rate benchmark reform and (ii) the new basis (to determine the contractual cash flows) is economically equivalent to the previous basis¹, they will be treated as changes to a floating interest rate arising from movement in the market rate of interest (meaning the EIR will be updated prospectively without adjusting the carrying amount)².

Similarly, the Amendments require an assessment whether a modification of a financial instruments might lead to its derecognition (i.e., when the modification results in a “substantial change” in the expected cash flows) to be applied only to changes beyond those resulting from the market-wide reforms of an interest rate benchmark³.

As a result, changes that do qualify for the practical expedient will not be regarded as sufficiently substantial that the instrument would be derecognised and, consequently, IFRS9 classification requirements (to be run at initial recognition of a financial assets, including SPPI test) does not have to be conducted.

The major relief Amendments introduced in respect of hedge relationships is that changes to the documentation neither result in the discontinuation of hedge accounting nor (in) the designation of a new hedge relationship as long as it only refers to:

- Designating an alternative benchmark rate as the hedged risk, or
- Amending the description (i) of the hedged item/portion of the cashflows or fair value being hedged, (ii) of the hedging instruments or (iii) how the entity will assess hedge effectiveness⁴ as a consequence of changes to hedged and hedging instruments induced by the Reform (including the addition of a fixed spread to compensate for the basis difference).

The volume of financial instruments that have yet to evolve to an alternative RFR as at the end of the reporting period are the following:

In order to closely follow the developments on IBORs and to properly manage the transition and the discontinuation impacts, the Bank is

continuously monitoring the market, also attending the European working groups, the industry working groups (e.g., International Swaps and Derivatives Association – ISDA) and participating at the relevant public consultations if any.

B. Main items of the Financial Statements – Statement of financial position

B.1 Assets

Financial assets

When the Bank first recognizes a financial asset, it defines business model for managing the portfolio of financial assets in one of the following ways:

- Business model to hold financial assets in order to collect contractual cash flows;
- Business model whose objective is achieved by both collecting contractual cash flows and selling financial assets;
- Other

In order to define the asset’s contractual cash flow characteristics, the Bank performs the SPPI test – Solely payments of principal and interest test). The SPPI test is performed at origination when the Bank become party of the contract. In addition, the test is performed in case of renegotiation of contractual clauses that may occur after initial recognition. In case of failed test, such financial asset is categorized within Financial assets mandatory at fair value through profit and loss. The SPPI test for standardized products may be performed at product level.

B.1.1. Financial assets at amortised cost

A financial asset is classified as financial assets measured at amortised cost if:

- Its business model is held to collect;
- Its cash flows are solely the payment of principal and interest.

On initial recognition, at settlement date, financial assets at

Financial instruments subject to IBOR reform: contractual/notional amount(*)

CFH relationship	Index				Total
	Libor USD	Libor CHF	Libor other currencies	Other	
Non-derivative financial assets	-	-	-	-	-
Loans & Advances	0,75	-	-	-	0,75

Note: (*) Figures submitted to KMPs.

¹ Including replacement of the benchmark, addition of a fixed spread to compensate for the “basis difference” among former and new benchmark duration, and changes to the reset period, reset dates or the number of days between coupon payment dates, addition of a fallback provision.

² Ref. IFRS9.5.4.7-8.

³ Ref. IFRS9.5.4.9.

⁴ Ref. IFRS9.6.9.1, IAS39.102P.

amortised cost are measured at fair value, which is usually equal to the consideration paid, plus transaction costs and income directly attributable to the instrument.

After initial recognition at fair value, these assets are measured at amortised cost which requires the recognition of interest on an accrual basis by using the effective interest rate method over the term of the loan. Such interest is recognised in item Interest income and similar revenues if positive, or in item Interest expenses and similar charges if negative.

The amount of financial assets at amortised cost is adjusted in order to take into account impairment losses arising from valuation process as described under section A.2.6. Impairments and provisions.

Impairment losses are recorded in the Income statement, in item Net losses/recoveries on credit impairment relating to financial assets at amortised cost in accordance with group accounting manual.

In the event of disposal, the accumulated profits and losses are recorded in the Income statement in item Gains (Losses) on disposal and repurchase of financial assets at amortised cost.

Financial assets carrying amount adjustment (gross of cumulated write-downs) reflecting modifications on contractual cash flows not resulting in derecognition, are recognised in profit or loss in item "Gains/Losses from contractual changes with no cancellations" such line does not include the impact of contractual modifications on the amount of expected loss recognised in item "Net losses/recoveries on credit impairment relating to financial assets at amortised cost" in accordance with group accounting manual.

The Bank reclassifies financial assets only when they change business model for managing financial assets. In principle, there are no changes of business model after the initial recognition and there were none in the reporting period.

Financial assets at amortized cost include also the item Other financial assets. Other financial assets are receivables for fees outside the scope of calculation of the amortized cost of financial assets, accrued revenue for banking products, receivables for sold financial assets, trade receivables and receivables in the settlement of business relationships.

B.1.2. Financial assets at fair value through other comprehensive income

Financial assets are classified and measured at fair value through other comprehensive income if both of the following conditions are met:

- Its business model is held to collect and sell;
- Its cash flows are solely the payment of principal and interest.

This portfolio includes both equity and debt securities.

On initial recognition, at settlement date, a financial asset is measured at fair value, which is usually equal to the consideration paid, plus

transaction costs and revenues directly attributable to the instrument. After initial recognition, the interests accrued on interest-bearing instruments are recorded in the Income statement according to the amortised cost criterion in item Interest income and similar revenues if positive, or in item Interest expenses and similar charges if negative.

After their initial recognition, financial assets at fair value through other comprehensive income are re-measured at their fair value according to the methodology described in section A.2.5.

The gains and losses arising from changes in fair value are recognized directly in the Statement of Other Comprehensive Income, except for impairment losses for debt instruments and foreign exchange gains and losses. These instruments are tested for impairment as illustrated in the specific section A.2.6.

Dividends on equity instrument are recognized in the Income Statement when the Bank's right to receive payment is established.

When debt financial asset is derecognized, the cumulative gain or loss previously recognized in equity is recognized in Income Statement, whereas remains in the Other Comprehensive Income for equity instruments.

B.1.3. Financial assets at fair value through profit and loss

a) Financial assets held for trading

A financial asset is classified as held for trading if it is:

- Acquired or incurred principally for the purpose of selling or repurchasing it in the short term;
- Part of a portfolio of identified financial instruments that are managed together and for which there is evidence of a recent actual pattern of short-term profit-taking;
- It is a derivative contract not designated under hedge accounting, including derivatives with positive fair value embedded in financial liabilities other than those valued at fair value with recognition of income effects through profit or loss.

After initial recognition these financial assets are measured at their fair value through profit or loss.

Subsequent to the initial recognition, these financial assets are accounted for and stated at their fair value, which is the price quoted on recognized stock exchanges or calculated by valuation models.

Realized and unrealized gains and losses are included in the Income Statement, line Gains and losses on financial assets and liabilities held for trading. Interest earned on trading securities is accrued on a daily basis and reported in Interest income in the Income Statement.

b) Financial assets designated at fair value through profit or loss

A non-derivative financial asset can be designated at fair value if the abovementioned designation avoids accounting mismatches that arise from measuring assets and associated liabilities according to different measurement criteria. These assets are accounted for similarly to

Summary of Accounting Policies

Financial assets held for trading however gains and losses, whether realised or unrealised, are recognised in Net gains (losses) on other financial assets/liabilities at fair value through profit or loss.

The Bank's financial assets are designated at fair value through profit or loss when doing so significantly reduces measurement inconsistencies that would arise if the related derivatives were treated as held for trading and the underlying financial instruments were measured at effective interest method.

c) Other financial assets mandatorily at fair value

A financial asset is classified as financial asset mandatorily at fair value if it does not meet the conditions, in terms of business model or cash flow characteristics, for being measured at amortised cost or at fair value through other comprehensive income. Specifically, the following assets have been classified in this portfolio:

- Debt instruments, securities and loans for which the business model is neither held to collect nor held to collect and sell but which are not part of the Trading book;
- Debt instruments, securities and loans with cash flows that are not solely payment of principal and interest;
- Equity instruments not held for trading for which the Bank does not apply the option granted by the standard of valuing these instruments at fair value through other comprehensive income.

These assets are accounted for similarly to Financial assets held for trading, however gains and losses, whether realised or unrealised, are recognised in item net gains (losses) on other financial assets/liabilities at fair value through profit or loss - other financial assets mandatorily at fair value.

The Bank determines the fair value of loans measured at fair value through profit or loss at each reporting date. In 2021 and 2022, the Bank did not designate loans measured at fair value through profit or loss

B.1.4. Derivatives and Hedge accounting

Derivative financial instruments are recognized at their fair value. Fair values are obtained from quoted market prices, discounted cash flow models and options pricing models as appropriate. Fair value of derivative financial instruments includes adjustments for the counterparty credit risk, funding risk, close-out costs and overnight index swap discounting. Changes in the fair value of derivative financial instruments that do not qualify for hedge accounting are recognized in the "Gains and losses on financial assets and liabilities held for trading" as they arise.

All derivatives are carried as assets when the fair value is positive and as liabilities when the fair value is negative.

In the normal course of business, the Bank is a party to contracts for derivative financial instruments, which represent a very low initial investment compared to the notional value of the contract. The derivative financial instruments used include interest rate, currency and commodity forward, swap, and option contracts. These financial instruments are used by the Bank to hedge interest rate risk and

currency exposures associated with its transactions in financial markets.

Hedging instruments are created to hedge market (interest-rate, currency and price) risk to which the hedged positions are exposed.

They may be described as follows:

- Fair value hedge: a hedge of the exposure to changes in fair value of a recognised asset or liability, or an identifiable portion of such an asset or liability;
- Cash flow hedge: a hedge of the exposure to variability in cash flows that is attributable to a particular risk associated with a recognised asset or liability or a highly probable forecast transaction which could affect profit or loss in future periods;
- Hedge of a net investment in a foreign entity, whose operations are based or conducted in a currency other than euro.

It should be noted that the Bank has exercised the option to continue applying the existing IAS 39 hedge accounting requirements for all its hedging. Hedging derivatives are initially recognised on trade date and are valued at their fair value.

A hedging relationship qualifies for hedge accounting if there is formal designation and documentation of the hedging relationship including the risk management objective, the strategy for undertaking the hedge, and how the hedging instrument's prospective and retrospective effectiveness will be assessed. It is necessary to assess the hedge's effectiveness, at inception and in subsequent periods, in offsetting the exposure to changes in the hedged item's fair value or cash flows attributable to the hedged risk. Generally, a hedge is regarded as highly effective if, at the inception of the hedge and in subsequent periods, it is determined prospectively to remain highly effective, and retrospectively verified that the hedge ratio (i.e. the changes in fair value of hedged items and hedging instruments) is within a range of 80 - 125 per cent. The hedge is assessed on an ongoing basis and thus must prospectively remain highly effective throughout the financial reporting periods for which the hedge has been designated.

The assessment of effectiveness is made at each balance-sheet date or other reporting date by Market risk unit. If the assessment does not confirm the effectiveness of the hedge, from that time on hedge accounting is discontinued in respect of the hedge and the hedging derivative is reclassified as a held-for trading instrument.

In addition, the hedging relationship ceases when the hedging instrument expires, is sold, terminated or repaid or it is no longer highly probable that the forecast transaction will occur.

The Bank uses following types of hedging:

Fair value hedge

An effective fair value hedge is accounted for as follows: the gain or loss from re-measuring the hedging instrument at fair value is recognised through profit or loss in item Net gains (losses) on hedge accounting; the gain or loss on the hedged item attributable to the hedged risk adjusts the carrying amount of the hedged item

and is recognised through profit or loss in the same item. Hedging ineffectiveness is represented by the difference between the change in the fair value of hedging instruments and the change in the fair value of hedged item. If the hedging relationship is terminated for reasons other than the sale of the hedged item, the difference between the carrying amount of the hedged item on termination of the hedging and the carrying amount it would have had if the hedge had never existed, is recognised through profit or loss in interest receivable or payable over the residual life of the original hedge, in the case of interest-bearing instruments; if the financial instrument does not bear interest, the difference is recognised in profit or loss under the item Net gains (losses) on hedge accounting at once.

The Bank hedges a single financial assets or financial liabilities and a portfolio of financial assets or financial liabilities. IAS 39 does not permit designation of a net amount including assets and liabilities.

The Group uses interest rate swaps as hedging instruments.

Cash flow hedge

Hedging instruments are valued at fair value. Change in the fair value of a hedging instrument that is considered effective is recognised in equity item Revaluation reserves. The ineffective portion of the gain or loss is recognised through profit or loss in item Net gains (losses) on hedge accounting. If a cash flow hedge is determined to be no longer effective or the hedging relationship is terminated, the cumulative gain or loss on the hedging instrument that remains recognised in revaluation reserves from the period when the hedge was effective remains separately recognised in the Revaluation reserves until the forecast hedged transaction occurs or is determined to be no longer possible; in the latter case gains or losses are transferred through profit or loss to Net gains (losses) on hedge accounting. The fair value changes are recorded in the Statement of Other Comprehensive Income and disclosed in item Revaluation reserves.

Changes in the fair value of derivative financial instruments arising from the counterparty credit risk are recognized in the Income Statement, in item Fair value adjustments in hedge accounting.

The Bank discontinues the hedge accounting when the hedging instrument is terminated. The cumulative gain or loss on the hedging instrument that has been recognized in other comprehensive income from the period when the hedge was effective is reclassified from equity to profit or loss in the same period during which the forecasted cash flows affect profit or loss.

B.1.5. Equity investments

Equity investments are equity instruments and consequently defined as financial instruments under IAS 32.

Investments in equity instruments made with the intention of establishing or maintaining a long-term operational relationship with the investee are strategic investments.

Investments in subsidiaries, associates and joint ventures are measured at cost.

Equity investments considered strategic investments not covered by the above definitions and not recognised in the item Non-current assets and disposal groups classified as held for sale are classified as financial assets at fair value through other comprehensive income.

B.1.6. Property, plant and equipment and intangible assets

1. Tangible assets

The item includes:

- Land;
- Buildings;
- Furniture and fixtures;
- Plant and machinery;
- Other machinery and equipment;

and is divided into two groups:

- Assets used in the business;
- Assets held as investments.

This item also includes tangible assets arising from collection of collaterals.

Banks can take possession of property (repossessed assets) that was originally pledged as collateral in full and final settlement of the mortgage for loans. Such property, which is primarily acquired to prevent losses from credit business, shall be classified in as follows:

- Property resulting from a bail-out purchase is classified as property, plant and equipment if the property acquired is intended to be used in the long term for the bank's own business purposes. In this (relatively rare) case, the accounting requirements of IAS 16 – Property, Plant and Equipment are applicable;
- If a bank intends to hold the property acquired within a bail-out purchase to earn rentals and/or for capital appreciation in the long term, the property is classified as investment property in accordance with IAS 40 – Investment Property;
- Properties acquired within a bail-out purchase that are not be used for own business purposes or held to earn rentals and/or for capital appreciation in the long term [i.e. the classification criteria of property, plant and equipment (IAS 16) or investment property (IAS 40) are not met], but are intended to be sold in the near future (within 12 months) should be classified as IFRS 5 – Non-current Assets Held for Sale and Discontinued Operations;
- Properties that are intended to be sold in the ordinary course of business, however exceeding 12 months, should be classified as current assets and accounted for as inventories under the provisions of IAS 2 – Inventories.

Property, plant and equipment are initially recognised at cost including all costs directly attributable to bringing the asset into use (transaction costs, professional fees, direct transport costs incurred in bringing the asset to the desired location, installation costs and dismantling costs).

After being recognised as an asset, an item of property, plant and equipment is carried at cost less any accumulated depreciation and any cumulative impairment losses. Depreciation is calculated on a straight-line basis. Land and assets in the course of construction are not depreciated.

Summary of Accounting Policies

The residual useful life is usually assessed as follows:

	Useful life - 2022	Useful life - 2021
Buildings	33 years	33 years
Leasehold improvements	10 years	10 years
Hardware	4-6 years	4-6 years
Furniture, devices and motor vehicles	4-10 years	4-10 years
Intangible assets – software	5-7 years	5-7 years

The Bank periodically reviews the useful life and amends the period of depreciation if appropriate. Leasehold improvements are capitalized and depreciated over the lesser of their useful life or the remaining lease term on a straight-line basis. If of a minor nature, repairs and renewals are charged to the Income Statement when the expenditure is incurred.

The Bank assesses whether property, plant and equipment and intangible assets may be impaired. If there is clear evidence that an asset has been impaired the carrying amount of the asset is compared with its recoverable value, equal to the greater of its fair value less selling cost and its value in use, i.e., the present value of future cash flow expected to originate from the asset. Any value adjustment is recognised in profit and loss as impairment loss. A reversal of an impairment loss for an asset is recognized as gain in Income Statement.

The carrying amount of an item of property, plant and equipment is derecognized on disposal or when no future economic benefits are expected from its use or disposal. The gain or loss arising from derecognition of an item is included in the Income Statement when the item is derecognized. The gain or loss arising from derecognition of an asset is determined as the difference between the net disposal proceeds, if any, and the carrying amount of the item.

Intangible assets

An intangible asset is an identifiable non-monetary asset without physical substance which is expected to be used for more than one year and from which future economic benefits are probable. Intangible assets are principally represented by software. Intangible assets other than goodwill are recognised at purchase cost, i.e. including any cost incurred to bring the asset into use, less accumulated amortisation and impairment losses.

B.1.7. Leases

The Bank as lessor

The Bank provides assets under finance leases. In case of finance lease, majority of risks and rewards incidental to legal ownership are transferred to the lessee. Net investment in the lease is recognized as assets held under a finance lease in the item Financial assets at amortized cost Loans and receivables with customers. Finance income reflects a constant periodic rate of return on the lessor's net investment in the finance lease.

The Bank as lessee

The Bank has its premises under an operating lease. At the commencement date, a lessee shall recognise a right-of-use asset and a lease liability. At the commencement date, a lessee shall measure the right-of-use asset at cost.

The cost of the right-of-use asset shall comprise:

- The amount of the initial measurement of the lease liability, as described in paragraph 26 of IFRS16;
- Any lease payments made at or before the commencement date, less any lease incentives received;
- Any initial direct costs incurred by the lessee; and
- An estimate of costs to be incurred by the lessee in dismantling and removing the underlying asset, restoring the site on which it is located or restoring the underlying asset to the condition required by the terms and conditions of the lease, unless those costs are incurred to produce inventories. The lessee incurs the obligation for those costs either at the commencement date or as a consequence of having used the underlying asset during a particular period.

At the commencement date, a lessee shall measure the lease liability at the present value of the lease payments that are not paid at that date. The lease payments shall be discounted using the interest rate implicit in the lease, if that rate can be readily determined. If that rate cannot be readily determined, the lessee shall use the lessee's incremental borrowing rate. At the commencement date, the lease payments included in the measurement of the lease liability comprise the following payments for the right to use the underlying asset during the lease term that are not paid at the commencement date:

- Fixed payments, less any lease incentives receivable;
- Variable lease payments that depend on an index or a rate, initially measured using the index or rate as at the commencement date;
- Amounts expected to be payable by the lessee under residual value guarantees;
- The exercise price of a purchase option if the lessee is reasonably certain to exercise that option; and
- Payments of penalties for terminating the lease, if the lease term reflects the lessee exercising an option to terminate the lease.

On the basis of current prevailing interpretation VAT has been excluded from lease payments to discount.

Therefore, the calculation of the Lease Liability and related Right of Use will be done net of VAT. Lease payments shall be determined by the legal entity based on the contract.

Please note that, as already mentioned, in case the contract contains "non lease component" (i.e. services additional to the renting) the Bank elects to use the practical expedient given by the IFRS 16 not to separate the overall rental amount in its component and to account for the whole contract as a leasing contract.

As a result, for these contracts the lease payments will be the full amount foreseen by the contract.

With reference to the rate used for discounting it is admitted to use the incremental borrowing rate (equal to the interest rate that the

lessee would have to pay to borrow over a similar term and with a similar security the funds necessary to obtain an asset of similar value to the right of use asset.)

A lessee may choose not to apply the requirements to:

- Short-term leases;
- Leases for which the underlying asset is of low value.

As allowed by the standard, the Bank will not apply the accounted required for lessee to short term leases that are such leases that at the time of initial recognition have a maturity equal or below 12 months.

As allowed by the standard, the Bank will not apply the accounted required for lessee to low value leases that are such leases having as underlying an asset that when new has a fair value (market value) below 5 thousand euros.

B.1.8 Other assets

Other assets consist of inventories, receivables for granted advances and other assets that are not disclosed under any other item.

B.1.9. Assets held for sale

The Bank classifies a non-current asset (or disposal group) as held for sale if its carrying amount will be recovered principally through the sale transaction rather than through continuing use.

For this to be the case, the asset:

- Must be available for immediate sale in its present condition subject only to terms that are usual and customary for sales of such assets, and
- Its sale must be highly probable that is:
 - a. the appropriate level of management must be committed to a plan to sell the asset,
 - b. an active program to locate a buyer and complete the plan must have been initiated,
 - c. the asset must be actively marketed for sale at a price that is reasonable in relation to its current fair value,
 - d. the sale should be expected to qualify for recognition as a completed sale within one year from the date of classification, except the case in which events and circumstances, beyond the entity's control, may extend the period to complete the sale within one year and there is sufficient evidence that the entity remains committed to its plan to sell the asset.

The probability of shareholders' approval should be considered as part of the assessment of whether the sale is highly probable. Such assets, or disposal groups, are measured at the lower of their carrying amount and fair value less costs to sell. Impairment losses on initial classification as held-for-sale and subsequent gains and losses on remeasurement are recognised in profit or loss. Once classified as held-for-sale, intangible assets and property, plant and equipment are no longer amortised or depreciated on a consolidated level.

The first requirement to be met for allowing classification as held for

sale is that the assets or the disposal group is available for the sale in its present conditions. Accordingly, an asset (being it a property or an investment in a subsidiary/associate) that must be restructured prior to the sale cannot be classified as held for sale even if other requirements for such classification are met.

The Bank presents a non-current asset classified as held for sale and corresponding liabilities separately from other assets in the Statement of Financial Position. Those assets and liabilities shall not be offset and presented in a single amount.

The net balance of profits (dividends, interest income, etc.) and losses (interest expense, etc.) attributable to discontinued operations are recognised in the income statement under item "320. Profit (Loss) after tax from discontinued operations" (item "290. Profit (Loss) after tax from discontinued operations" in the Company financial statements). Profits and losses attributable to individual assets or disposal groups, that do not constitute discontinued operations, held for disposal are recognised in the Income statement under the appropriate item.

The measurement provisions of IFRS 5 do not apply to the following assets, which are covered by the IFRSs listed, either as individual assets or as part of a disposal group:

- (a) deferred tax assets (IAS 12 Income Taxes).
- (b) assets arising from employee benefits (IAS 19 Employee Benefits).
- (c) financial assets within the scope of IFRS 9 Financial Instruments.
- (d) non-current assets that are accounted for in accordance with the fair value model in IAS 40 Investment Property.
- (e) non-current assets that are measured at fair value less costs to sell in accordance with IAS 41 Agriculture.
- (f) contractual rights under insurance contracts as defined in IFRS 4 Insurance Contracts.

On subsequent remeasurement of a disposal group, the carrying amounts of any assets and liabilities that are not within the scope of the measurement requirements of IFRS 5, but are included in a disposal group classified as held for sale, shall be remeasured in accordance with applicable IFRSs before the fair value less costs to sell of the disposal group is remeasured.

B.2. Liabilities

B.2.1. Financial liabilities at amortized cost

The Bank measures financial liabilities at amortized cost, except Financial liabilities held for trading and Derivatives – hedge accounting, which represent negative market value of derivatives and are measured at fair value.

Other financial liabilities include liabilities for fees outside the scope of calculation of amortized cost of financial liabilities, liabilities for purchased financial assets, liabilities in the account from business relationships, liabilities to suppliers and other business liabilities corresponding to the definition of a financial instrument.

Summary of Accounting Policies

The Bank derecognizes a financial liability when its contractual obligations are discharged or cancelled or expire.

Targeted longer-term refinancing operations (TLTRO)

On 27 October 2022, the Governing Council of the European Central Bank (ECB) decided to recalibrate the conditions of the third series of targeted longer-term refinancing operations (TLTRO III) as part of the monetary policy measures adopted to restore price stability over the medium term starting from 23 November 22. The interest rate calculation method (EIR) is maintained for the period from the settlement date of each respective TLTRO III operation until 23 November 2022 (first additional voluntary repayment) from 23 November 2022 until the maturity date / early repayment date of each respective outstanding TLTRO III operation, the interest rate is indexed to the average deposit facility rate (DFR) over this period. As results, the change is a substantial modification of the terms of the financial liability which – according to IFRS 9 par. 3.3.6 – shall be accounted for as an extinguishment of the original financial liability and the recognition of a new one. One of the most substantial changes made by the ECB is the introduction of new repayment windows, which make the liability prepayable at par without penalty. This change is considered as a qualitative argument for significant modification and consequently for derecognition.

MREL bond issuance

Minimum requirement for Own Funds and Eligible Liabilities (MREL) is the minimum amount of own funds and eligible liabilities to be maintained by an institution in order to provide capacity for loss absorption and recapitalisation of the institution. At UniCredit Banka Slovenija d.d. own funds will have to be supplemented by other liabilities which may be subject to a write-down and capital conversion to comply with the MREL requirements .

On 17 November 2021, UniCredit Banka Slovenija d.d. issued the notes with a Senior Non Preferred ranking that qualify as eligible liabilities available to meet the internal MREL in accordance with Item 35 of Article 5 of the Slovenian Resolution and Compulsory Winding-Up of Banks Act. The issued Notes amount to 18 million EUR and are accounted for as liabilities measured at amortized cost and fully subscribed by Parent Company.

B.2.2. Provisions for risks and charges

A provision is recognized when the Bank has a present obligation as a result of a past event and when it is probable that an outflow of resources embodying economic benefits will be required to settle the obligation and a reliable estimate can be made of the amount of obligation.

Commitments and guarantees given

Provisions for risks and charges for commitments and guarantees given are recognised against for irrevocable commitments and guarantees whether they are in scope of IFRS 9 or IAS 37. The item hosts the estimates of expected loss calculated on these instruments resulting from valuation process as described in Section A.2.6. – Impairments and provisions.

The provision of the period is accounted under the item Net provisions for risks and charges commitments and financial guarantees given.

Obligations to employees

Retirement provisions, i.e. provisions for employee benefits payable after the completion of employment, are defined as contribution plans or defined-benefit plans according to the nature of the plan.

Defined-contribution plans are plans under which the company makes fixed contributions. Benefits are the result of the amount of contributions paid and return on contributions invested. The employer bears no actuarial and/or investment risks connected with this type of plans as it has no legal or implicit obligation to make further contributions, should the plan not be sufficient to provide benefits to all employees.

The Bank provides its employees with jubilee awards and severance payments. It established also the retention program. The employees are entitled to claim jubilee awards in circumstances where they have been employed by their employer for a defined period of time. The employees are entitled to receive severance payments if they are employed by the Bank until their retirement age and were employed by the Bank for a minimum defined period.

Present value of the obligations for payment of jubilee awards and severance payments is calculated by an independent qualified actuary using the projected unit credit method. The key actuarial assumptions included in the calculation of the obligation are the following:

- The discount rate; it amounts to 3.5 % for 2022 and 1 % for 2021;
- Estimated future salary increases; 3 % (applies to severance payments);
- Increase (fixed) payments; 0.5 % (applies to long service awards)
- Mortality rates – Slovenian mortality table 2000-2002;
- Fluctuation (termination without payment) depending on service time;
- Retirement age: 63 years for women and 65 years for men;
- Current employee data (the length of employment, age, gender, average salary);
- Average monthly salary in the Republic of Slovenia (gross 1.999,00 EUR).

The amount of obligations arising from jubilee awards and severance payments is recognized as present value of expected future cash outflows. The actuarial gains and losses for severance payments are recognized through other comprehensive income in the Fair value reserves.

In accordance with IFRS 2, the Parent Group established a medium/long-term share options and performance shares program, granting equity instruments by UniCredit Italiano S.p.A. The program was established to encourage affiliation and motivation of selected managers and employees to achieve strategic goals of the Parent Group. Share-based payment transactions are equity-settled. In compliance with the IFRS, the subsidiaries, whose employees have been granted equity instruments by the parent company, must pay the latter for the allocation granted to their employees.

The Bank additionally provides short-term benefits to its employees such as contributions to retirement pension insurance and recognizes the costs of these contributions as incurred.

Pre-retirement program that has been introduced in 2021 with aim to reshape the age structure of employees and open the opportunities for younger population and new joiners while allowing a gradual take-over of experience and knowledge, supports ongoing process transformation and further digitalisation, satisfies the need for different competencies in a new-way-of-working concept.

Pre-retirement program is voluntary based and offers opportunity for early retirement for colleagues who meet specific criteria defined within the Pre retirement program. The balance of the liability, as long as it remains unsettled, is remeasured at each balance sheet date and all changes are recognised in profit and loss item "190. Administrative expenses: a) staff costs".

Other provisions

Provisions for risks and charges are recognised in line with the IAS 37 requirement, namely when below conditions are met:

- The entity has a present obligation (legal or constructive) as a result of a past event;
- It is probable that an outflow of resources embodying economic benefits will be required to settle the obligation; and
- A reliable estimate can be made of the amount of the obligation.

The amounts recognised as provisions are the best estimate of the expenditure required to settle the present obligation. The risks and uncertainties that inevitably surround the relevant events and circumstances are taken into account in reaching the best estimate of a provision.

In particular, where the effect of the time value of money is significant (generally when payment is to be made more than 18 months from recognition), the amount of the provision should be the present value of the best estimate of the cost required to settle the obligation. The discount rate used reflects the current market assessments. The unwinding of the discount is recognised as interest expense.

Provisions are reviewed periodically and adjusted to reflect the current best estimate. If it becomes clear that it is no longer probable that an outflow of resources embodying economic benefits will be required to settle the obligation, the provision is reversed.

Other provisions are mainly related to:

- Provisions for legal cases: provision for legal case is recognised when the condition to trigger such payment is met and probability is above 50 %.

Provisions for restructuring: A provision for restructuring is recognised when the Bank has approved a detailed and formal restructuring plan and the restructuring either has commenced or has been announced publicly.

B.2.3. Bank shareholders' equity

Shareholders' equity is composed of paid-in share capital, share premium, fair value reserves (fair value reserves from financial assets at fair value through other comprehensive income, fair value reserves from cash flow hedge and for actuarial gains and losses on severance payments), reserves from profit, retained earnings and net profit for the year. Changes in treasury shares are reported as a direct contra item to shareholders' equity, i.e. as a reduction to the latter in the amount of any purchases, and as an increase in the amount of any sales proceeds. Only retained earnings including income from current year are subject to distribution.

C. Main items of the accounts –income statement

C.1. Interest income and expense

Interest income and expense are recognized in the Income Statement using the effective interest rate method as per Note 24. The effective interest rate is the rate that exactly discounts estimated future cash flows of the financial instrument through the expected life of the financial instrument to the net carrying amount of the financial asset or financial liability. The calculation of the effective interest rate includes all fees paid or received between parties to the contract that are attributable to the specific lending arrangement.

C.2. Fees and commissions

Fees and commissions included in calculation of effective interest rate are recognized within interest income and expense. The items Fee and commission income and Fee and commission expenses therefore include fees other than those that are an integral part of effective interest rate.

Fees and commissions income and other operating income are accounted for in the Income Statement when the entity satisfies the performance obligation embedded in the contract, according to IFRS 15 Revenue from Contracts with Customers rules.

In particular:

- If the performance obligation is satisfied at a specific moment (point in time), the related revenue is recognized in the Income Statement when the service is provided;
- If the performance obligation is satisfied over-time, the related revenue is recognized in the Income Statement in order to reflect the progress of satisfaction of such obligation.

Due to the above-mentioned rules, transaction fees (for instance, fees from securities trading) are booked in the moment when the service is provided, while fees related to asset management fees, safekeeping fees, commitment fees are normally recognized during the term of the contract (input method).

Summary of Accounting Policies

If the timing of cash-in is not aligned with the way the performance obligation is satisfied, the Bank accounts for a contract asset or a contract liability for the portion of revenue accrued in the period or to be deferred in the following periods.

If the amount contractually foreseen is subject, totally or partially, to variability, a revenue is booked as the most probable amount that the Bank expects to receive.

If a contract contains different goods/services for which performance obligations are not satisfied at the same time, the revenue is allocated among different obligation proportionally to the stand-alone price of the single item delivered. These amounts will therefore be accounted for in the Income Statement based on the timing of satisfaction of each obligation.

C.3. Net gains or losses on derecognition of financial assets and liabilities not measured at fair value through profit or loss

This category includes gains and losses realised on disposal of debt instruments at fair value through other comprehensive income as well as on loans at amortised cost and equity instruments.

C.4. Dividend income

Dividends are recognised in the profit and loss account for the year in which their distribution has been approved.

Dividend income deriving from "Financial assets held for trading", "Financial assets at fair value through profit or loss" that is not held for trading as well as "Financial assets at fair value through other comprehensive income" is reported in the item Dividend income.

C.5. Current and deferred tax

Current tax assets and tax liabilities are calculated in accordance with local tax regulations and are recognised in profit or loss on an accrual basis. In particular current corporate income tax is calculated at a rate of 19 % for years 2021 and 2022 as well as deferred tax.

In general, deferred tax assets and liabilities arise when there is a difference between the accounting treatment and the tax treatment of the carrying amount of an asset or liability, except for temporary differences on the initial recognition of assets or liabilities in a transaction that is not a business combination and that affects neither accounting nor taxable profit or loss.

Deferred tax assets are recognised for unused tax losses, unused tax credits and deductible temporary differences to the extent that it is probable that future taxable profits will be available against which they can be used. Future taxable profits are determined based on the reversal of relevant taxable temporary differences. If the amount of future taxable profits is insufficient to recognise a deferred tax asset

in full, then future taxable profits, adjusted for reversals of existing temporary differences, are considered, based on business plans for future 3 years. Deferred tax assets are reviewed at each reporting date and are reduced to the extent that it is no longer probable that the related tax benefit will be realised; such reductions are reversed when the probability of future taxable profits improves. Unrecognised deferred tax assets are reassessed at each reporting date and recognised to the extent that it has become probable that future taxable profits will be available against which they can be used.

Current and deferred taxes are recognised in profit and loss item tax expense (income) related to profit or loss from continuing operations, except for tax referred to items that in the same or in another fiscal year are credited or charged directly to equity, such as those relating to gains or losses on financial assets at fair value through other comprehensive income and those relating to changes in the fair value of cash flow hedging instruments, whose changes in value are recognised, net of tax, directly in the Statement of Other Comprehensive Income - Valuation reserves.

Tax expense (tax income) comprises current tax expense (current tax income) and deferred tax expense (deferred tax income).

The Bank is subject to various indirect operating taxes. These are included as a component of administrative expenses. The financial services tax is deducted from income to which it relates.

Any such reduction is reversed to the extent that it becomes probable that sufficient taxable profit will be available.

D. Other information

D.1. Fiduciary activities and agency services

Assets managed by the Bank in its capacity as a nominee, trustee or agent are not assets of the Bank and are accordingly not part of the Bank's financial statements. Fee income, which the Bank earns by providing these services, is recognized as the Fee from agency services and commission operations in the Bank's Income Statement.

D.2. Regulatory requirement

The Bank is subject to the Bank of Slovenia's regulatory requirements. These regulations include limits and other restrictions pertaining to minimum capital adequacy requirements, the classification of loans and off-balance-sheet commitments and provisioning to cover credit risk, liquidity, interest rate, and foreign currency position. Notes on fiduciary activities and agency services are also required by the Bank of Slovenia, not by the IFRS. As of 31 December 2022, the Bank was in compliance with all regulatory requirements.

D.3. Related parties

As defined by the International Accounting Standards, a related party is a person or entity that is related to the entity that is preparing its financial statements (reporting entity).

(a) A person or a close member of that person's family is related to a reporting entity if that person:

- (i) has control or joint control over the reporting entity;
- (ii) has significant influence over the reporting entity; or
- (iii) is a member of the key management personnel of the reporting entity or of a parent of the reporting entity.

(b) An entity is related to a reporting entity if any of the following conditions apply:

- (i) The entity and the reporting entity are members of the same group (which means that each parent, subsidiary and fellow subsidiary is related to the others).
- (ii) One entity is an associate or joint venture of the other entity (or an associate or joint venture of a member of a group of which the other entity is a member).
- (iii) Both entities are joint ventures of the same third party.
- (iv) One entity is a joint venture of a third entity and the other entity is an associate of the third entity.
- (v) The entity is a post-employment defined benefit plan for the benefit of employees of either the reporting entity or an entity related to the reporting entity. If the reporting entity is itself such a plan, the sponsoring employers are also related to the reporting entity.
- (vi) The entity is controlled or jointly controlled by a person identified in (a).
- (vii) A person identified in (a)(i) has significant influence over the entity or is a member of the key management personnel of the entity (or of a parent of the entity).
- (viii) The entity, or any member of a group of which it is a part, provides key management personnel services to the reporting entity or to the parent of the reporting entity.

In considering each possible related-party relationship, attention is directed to the substance of the relationship and not merely to the legal form.

D.4. Subsequent events

There are no subsequent events to disclose after the balance sheet date.

E. Cash flow statement

In reporting cash flows, cash is defined as cash in hand and in transaction accounts with banks, including obligatory reserves with the Bank of Slovenia. Cash equivalents are defined as short-term quickly realizable investments that are immediately convertible to cash and for which the risk of changes in value is insignificant.

The Bank prepares the cash flow statement using the indirect

method. To show cash flows from operating activities, the Bank's income statement before tax is supplemented by the effects of the following non-monetary items: depreciation, impairment, foreign exchange gains and losses, gains and losses on changes in the terms of repayment of debt financial instruments, gains and losses on the sale of tangible assets and intangible assets, from financing and investing. In accordance with the Decision on the accounts and annual reports of banks and savings banks, the Bank uses the direct method to display cash flows from investing activities and cash flows from financing activities.

Notes on the Financial Statements

F. Notes to the Accounts

Note 1: Cash, cash balances with the Central Bank and demand deposits at banks

The European Central Bank (ECB) requires credit institutions established in the participating Member States to hold minimum reserves; they are to be held on accounts with the ECB and participating national central banks. It is essential that credit institutions hold their balances only with the participating national central banks. The Bank and the Bank fulfil their compulsory reserve deposit requirements.

EUR '000	Bank	
	31/12/2022	31/12/2021
Cash	8,487	8,044
Balances with the Central Bank	682,859	697,372
Demand deposits to bank	54,620	46,271
Impairment	(3)	(2)
Total	745,963	751,685

Obligatory reserve as of 31 December 2022 amounts to 24.062.363 EUR.

Note 2: Financial assets held for trading

EUR '000	31/12/2022			31/12/2021		
	Level 1	Level 2	Total	Level 1	Level 2	Total
Debt instruments	-	-	-	-	989	989
Bonds, Republic of Slovenia	-	-	-	-	989	989
Loans	-	3	3	-	1	1
Derivatives held for trading	-	75,616	75,616	-	22,690	22,690
Forwards	-	4,065	4,065	-	1,424	1,424
Options	-	26,750	26,750	-	12,843	12,843
Swaps	-	44,801	44,801	-	8,423	8,423
Total	-	75,619	75,619	-	23,680	23,680

EUR '000	31/12/2022		31/12/2021	
	Notional amount Assets	Fair value Assets	Notional amount Assets	Fair value Assets
FX forward contracts – OTC	166,776	4,065	96,335	1,424
Interest rate swap contracts - OTC	458,900	44,035	416,232	8,059
Swap contracts - OTC	33,216	767	49,531	483
Option contracts - OTC	129,376	26,749	117,798	12,723
Total	788,268	75,616	679,896	22,690

Note 3: Non-trading financial assets mandatorily at fair value through profit or loss

For both years, the Note refers to the Bank and the Group.

EUR '000	31/12/2022			31/12/2021		
	Level 2	Level 3	Total	Level 2	Level 3	Total
Equity instruments	1,778	595	2,373	1,181	1,142	2,323
Total	1,778	595	2,373	1,181	1,142	2,323

Equity instruments include Visa shares series A in level 2 and series C in level 3. Visa shares series 3 are not listed.

Unobservable inputs used in fair value measurement.

Although the Bank believes that estimates of fair value are appropriate, the use of different methodologies or assumptions could lead to different fair values. Therefore, for fair value instruments in Level 3 (e.g. VISA shares), sensitivity analysis is performed based on the assumption of change of market price.

Note 3.1: Annual changes, Equity instruments

EUR '000	31/12/2022	31/12/2021
Opening Balance	2,323	2,185
Increases	702	188
Gains and losses on foreign exchange differences	180	188
Positive changes in fair value	522	-
Decreases	(652)	(50)
Negative changes in fair value	(652)	(50)
Closing Balance	2,373	2,323

Note 4: Financial assets at fair value through other comprehensive income

EUR '000	31/12/2022				31/12/2021			
	Level 1	Level 2	Level 3	Total	Level 1	Level 2	Level 3	Total
Equity instruments	-	21,841	125	21,966	-	22,856	92	22,948
Bonds, Republic of Slovenia	195,253	24,703	-	219,956	-	214,336	-	214,336
Bonds, other countries	54,792	-	-	54,792	48,206	-	-	48,206
Impairment	(6)	-	-	(6)	(2)	(3)	-	(5)
Total	250,039	46,544	125	296,708	48,204	237,189	92	285,485

The Bank reports in Level 1 Slovenia, Italy and Poland government bonds, Slovenia treasury bills are reported in Level 2. Level 2 includes financial assets whose fair value is based on the quoted price for an identical instrument and for which there is no active market.

Notes on the Financial Statements

Note 4.1: Annual changes, Equity instruments

EUR '000	31/12/2022		31/12/2021	
	Total	Level 3	Total	Level 3
Opening Balance	22,948	92	23,145	92
Increases	33	33	-	-
Positive changes in fair value - recognized in other comprehensive income	33	33	-	-
Decreases	(1,015)	-	(197)	-
Negative changes in fair value - recognized in other comprehensive income	(1,015)	-	(197)	-
Closing Balance	21,966	125	22,948	92

Note 4.2: Annual changes, Debt instruments

EUR '000	31/12/2022	31/12/2021
	Total	Total
Opening Balance	262,537	301,703
Increases	149,904	190,675
Purchase	148,292	189,422
Positive changes in fair value - recognized in other comprehensive income	1,612	1,253
Decreases	(137,699)	(229,841)
Sales / Redemption	(96,217)	(220,864)
Negative changes in fair value - recognized in other comprehensive income	(41,482)	(8,977)
Closing Balance	274,742	262,537

Positive and negative changes include the valuation difference between market value and carrying amount, as well as fair value adjustment, while Agio (is amortizing bond premiums or discounts until maturity. Premium or discount adjust the yield to the maturity rate) and change of fair value of the hedged item is presented in note 21.2 - Accumulated other comprehensive income, Financial assets at fair value through other comprehensive income.

Note 4.3: Impairment on Debt instruments

EUR '000	31/12/2022	31/12/2021
Opening Balance	(5)	(34)
Increase of impairment	(2)	(1)
Decrease of impairment	1	30
Closing Balance	(6)	(5)

Note 5: Financial assets at amortised cost

EUR '000	Bank	
	31/12/2022	31/12/2021
Debt securities	33,389	33,353
Loans to banks	64,989	53,853
Loans to customers	2,042,380	1,879,453
Other financial assets	23,773	2,772
Total	2,164,531	1,969,431

Note 5.1: Debt instruments

EUR '000	Bank	
	31/12/2022	31/12/2021
Bonds, Republic of Slovenia, listed	33,389	33,353
Total	33,389	33,353

Note 5.2: Loans to banks

EUR '000	Bank	
	31/12/2022	31/12/2021
Short-term loans	62,483	53,855
Long-term loans	2,512	-
Impairment	(6)	(2)
Total	64,989	53,853

Note 5.3: Annual changes, Impairment on Loans to banks

EUR '000	Bank	
	31/12/2022	31/12/2021
Opening Balance	(2)	(4)
Increase of impairment	(7)	(2)
Decrease of impairment	3	4
Closing Balance	(6)	(2)

Notes on the Financial Statements

Note 5.4: Loans to non-bank customers

EUR '000	31/12/2022			31/12/2021		
	Gross value	Impairment	Net value	Gross value	Impairment	Net value
Loans						
Short-term	278,663	(3,971)	274,692	175,527	(11,548)	163,979
Corporates	250,450	(3,273)	247,177	151,046	(9,262)	141,784
Financial institutions	5,151	(5)	5,146	823	(1)	822
Public sector	662	-	662	81	-	81
Private customers	20,184	(583)	19,601	21,946	(1,949)	19,997
Sole traders	2,175	(94)	2,081	1,591	(320)	1,271
Non-profit institutions serving households	41	(16)	25	40	(16)	24
Long-term	1,805,921	(38,250)	1,767,671	1,760,152	(44,730)	1,715,422
Corporates	703,220	(21,207)	682,013	686,449	(20,651)	665,798
Financial institutions	29,418	(94)	29,324	62,428	(1,127)	61,301
Public sector	223,499	(61)	223,438	206,744	(560)	206,184
Private customers	841,673	(16,470)	825,203	795,128	(21,210)	773,918
Sole traders	8,017	(330)	7,687	9,098	(1,099)	7,999
Non-profit institutions serving households	94	(88)	6	305	(83)	222
Finance lease						
Long-term	17	-	17	54	(2)	52
Corporates	9	-	9	38	(2)	36
Sole traders	8	-	8	16	-	16
Total	2,084,601	(42,221)	2,042,380	1,935,733	(56,280)	1,879,453

On 31 December 2022, the balance of loans to employees amounted to 19,780 thousand euros. On 31 December 2021, the balance of loans to employees amounted to 18,706 thousand euros.

Note 5.5: Finance lease

EUR '000	Bank			
	31/12/2022		31/12/2021	
	Gross investment in the lease	Present value of minimum lease payments	Gross investment in the lease	Present value of minimum lease payments
Not later than one year	13	13	22	21
Later than one year and not later than five years	4	4	32	31
Total	17	17	54	52

Net investment in the lease is recognized as assets held under a finance lease in the item Loans and receivables.

	Bank	
	31/12/2022	31/12/2021
Present value of future lease receivables	-	2

Present value of future lease receivables amounts to less than thousand euros.

Note 5.6: Other financial assets

EUR '000	Bank	
	31/12/2022	31/12/2021
Claims for fees	719	411
Impairment on claims for fees	(171)	(237)
Accrued income	602	637
Claims arising from the settlement of transactions	2,749	690
Other financial assets	20,350	1,271
Impairment on other financial assets	(476)	-
Total	23,773	2,772

Under other financial assets Bank reports the deferred amount related to proceeds from sale of subsidiary Note 42.

Note 6: Derivatives – hedge accounting

EUR '000	31/12/2022	31/12/2021
	Level 2	Level 2
Instruments for hedging single financial instrument	30,449	1,560
Fair value hedge	30,449	1,560
Instruments for hedging portfolio of financial instruments	72,775	11,292
Fair value hedge	72,775	11,292
Total	103,224	12,852

EUR '000	31/12/2022		31/12/2021	
	Notional amount Assets	Fair value Assets	Notional amount Assets	Fair value Assets
Hedging derivative instruments				
Interest rate swap contracts - OTC				
Hedge of individual items	264,129	30,379	78,015	1,556
Portfolio hedge	626,385	72,845	532,384	11,296
Total	890,514	103,224	610,399	12,852

EUR '000	31/12/2022	31/12/2021
	Assets	Assets
Risk exposure		
Interest rate		
Designated in fair value hedges	103,224	12,852
Total interest rate derivatives	103,224	12,852
Hedging derivative instruments		
Interest rate swap contracts - OTC		
Hedge of individual items	30,379	1,556
Portfolio hedge	72,845	11,296
Total	103,224	12,852

Notes on the Financial Statements

EUR '000	31/12/2022	31/12/2021
	Change of fair value used for calculation of hedge effectiveness	Change of fair value used for calculation of hedge effectiveness
Line in the statement of financial position that include hedging instrument		
Assets - Derivatives - hedge accounting	111,954	(3,942)

EUR '000	31/12/2022	31/12/2021	
Accumulated amount of fair value hedge adjustment on the hedged item included in the carrying amount of the hedged item	Line in the statement of financial position that include hedged item	Line in the statement of financial position that include hedged item	Change of fair value used for calculation of hedge ineffectiveness
Assets / (Liabilities)			
(29,069)	Financial assets at fair value through other comprehensive income	Financial assets at fair value through other comprehensive income	2,606
72,995	Financial assets at amortised cost	Financial assets at amortised cost	(5,096)

EUR '000	31/12/2022	31/12/2021
	Changes in the value of the hedging instrument recognised in OCI	Changes in the value of the hedging instrument recognised in OCI
Line in the statement of financial position that include hedging instrument		
Accumulated other comprehensive income	(121)	(177)

Note 7: Fair value changes of the hedged items in portfolio interest rate risk – assets

EUR '000	31/12/2022	31/12/2021
Positive fair value changes of the hedged items in portfolio interest rate risk	-	7,936
Negative fair value changes of the hedged items in portfolio interest rate risk	(72,996)	(2,840)
Total	(72,996)	5,096

Note 8: Tangible assets

2022

EUR '000	Leasehold improvements	Computer hardware	Other equipment	Work in progress	Right of use of Leased Buildings	Right of use of Leased other assets	Total
Cost							
Opening Balance	7,546	7,242	4,327	425	15,983	272	35,795
Additions	1,097	-	-	372	-	71	1,540
Disposals	-	-	-	-	(1,222)	-	(1,222)
Transfer from work in progress	-	289	324	(613)	-	-	-
Disposals	(1,037)	(1,037)	(322)	-	-	(58)	(2,454)
Closing Balance	7,606	6,494	4,329	184	14,761	285	33,659
Depreciation							
Opening Balance	6,532	5,693	3,839	-	4,898	106	21,068
Depreciation for the year	246	570	118	-	1,537	56	2,527
Disposals	(1,034)	(1,034)	(320)	-	-	(41)	(2,429)
Closing Balance	5,744	5,229	3,637	-	6,435	121	21,166
Net book value							
Opening Balance	1,014	1,550	488	425	11,085	166	14,728
Closing Balance	1,862	1,265	692	184	8,326	164	12,493

2021

EUR '000	Leasehold improvements	Computer hardware	Other equipment	Work in progress	Right of use of Leased Buildings	Right of use of Leased other assets	Total
Cost							
Opening Balance	8,310	6,960	5,118	105	19,779	214	40,485
Additions	563	-	-	1,146	(2,781)	130	(941)
Transfer from work in progress	-	755	71	(826)	-	-	-
Disposals	(1,327)	(473)	(862)	-	(1,016)	(72)	(3,748)
Closing Balance	7,546	7,242	4,327	425	15,983	272	35,795
Depreciation							
Opening Balance	7,659	5,646	4,533	-	3,314	103	21,255
Depreciation for the year	180	519	164	-	1,746	58	2,667
Disposals	(1,307)	(472)	(858)	-	(163)	(54)	(2,854)
Closing Balance	6,532	5,693	3,839	-	4,898	106	21,068
Net book value							
Opening Balance	651	1,314	585	105	16,465	111	19,230
Closing Balance	1,014	1,550	488	425	11,085	166	14,728

Notes on the Financial Statements

Note 9: Intangible assets

EUR '000	31/12/2022			31/12/2021		
	Intangible assets in use	Intangible assets in progress	Total	Intangible assets in use	Intangible assets in progress	Total
Cost						
Opening Balance	48,708	3,729	52,437	44,822	3,691	48,513
Additions	-	3,314	3,314	-	3,924	3,924
Transfer from work in progress	2,458	(2,458)	-	3,885	(3,885)	-
Disposal	(159)	-	(159)	-	-	-
Closing Balance	51,007	4,585	55,593	48,708	3,729	52,437
Amortization						
Opening Balance	38,303	-	38,303	34,609	-	34,609
Amortization	3,681	-	3,681	3,694	-	3,694
Disposal	-	-	-	-	-	-
Closing Balance	41,984	-	41,984	38,303	-	38,303
Net book value						
Opening Balance	10,404	3,729	14,134	10,213	3,691	13,904
Closing Balance	9,023	4,585	13,608	10,404	3,729	14,133

Note 10: Tax assets and liabilities

Current tax

EUR '000	Bank		
	31/12/2022	31/12/2021	Effect in 2022
Claims for current tax	2,176	2,099	77
Offsetting	(2,176)	(2,099)	(77)
Balance of claims for current tax	-	-	-
Liabilities for current tax	6,340	2,546	3,794
Offsetting	(2,176)	(2,099)	(77)
Balance of liabilities for current tax	4,164	447	3,717

Deferred taxes are adjusted based on sustainability test provided for by IAS 12, that takes into account the economic projections for future years in order to check whether there are future taxable incomes against which deferred tax assets can be offset.

The DTA sustainability test requires:

- Determination of PBT and taxable income over a relevant time horizon equal to 10 years ,
- Assessment of the probability of the taxable profit determined based on the previous point

In order to demonstrate that a PBTs is likely available for the use of DTAs, a stochastic simulation is used assuming a Confidence interval above 50 % for the years beyond the explicit years (i.e., Multi year Plan period).

EUR '000	Bank		
	31/12/2022	31/12/2021	Effect in 2022
Financial assets at fair value through other comprehensive income - debt securities	1,536	57	1,479
Tangible and Intangible assets	-	1	(1)
Provisions for Jubilee awards and postretirement	58	152	(94)
Financial assets at fair value through other comprehensive income - equity securities	1	59	(58)
Offsetting	(897)	(268)	(629)
Balance of deferred tax assets	698	-	698
Provisions for Jubilee awards and postretirement	-	61	(61)
Cash flow hedge	6	109	(103)
Financial assets at fair value through other comprehensive income - debt securities	891	1,256	(365)
Offsetting	(897)	(268)	(629)
Balance of deferred tax liabilities	-	1,158	(1,158)

Deferred tax assets and liabilities relate to positions which are recorded in OCI, except for provision for jubilee awards and postriterment benefits which are partially (actuarial gains/losses) recognised in OCI and partially in income statement. Hence movement in deferred tax assets and liabilities in the amount of EUR 61 thousand, was charged in corporate income tax. Balance of deferred tax assets relating to provision for jubilee awards recognised in income statement amounted to EUR 29 thousand (31.12.2021: DTL 32 thousand)

Note 11: Other assets

EUR '000	Bank	
	31/12/2022	31/12/2021
Claims arising from given prepayments	84	684
Deferred expenses	796	714
Accrued income	1,054	1,035
Precious metals	14	27
Other assets	140	61
Impairment on other assets	(8)	(9)
Total	2,080	2,511

Note 12: Non-current assets and disposal groups classified as held for sale

In December 2022, the Bank adopted the decision to sell the portfolio of non-performing loans.

EUR '000	31/12/2022
Non-current assets classified as held for sale	2,120
Net carrying amount of disposal group	2,120

Notes on the Financial Statements

Note 13: Financial liabilities held for trading

EUR '000	31/12/2022			31/12/2021		
	Level 1	Level 2	Total	Level 1	Level 2	Total
Derivatives held for trading	-	69,544	69,544	-	20,534	20,534
Forwards	-	3,975	3,975	-	997	997
Options	-	21,628	21,628	-	10,665	10,665
Swaps	-	43,941	43,941	-	8,872	8,872
Other financial liabilities held for trading	-	6	6	-	1	1
Total	-	69,550	69,550	-	20,535	20,535

EUR '000	31/12/2022		31/12/2021	
	Notional amount Liabilities	Fair value Liabilities	Notional amount Liabilities	Fair value Liabilities
Derivatives held for trading				
FX forward contracts – OTC	170,756	3,975	66,926	997
Interest rate swap contracts - OTC	467,900	43,229	416,232	8,009
Swap contracts - OTC	28,562	712	34,251	863
Option contracts - OTC	129,376	21,628	117,798	10,665
	796,594	69,544	635,207	20,534

Note 14: Financial liabilities measured at amortised cost

EUR '000	Bank	
	31/12/2022	31/12/2021
Deposits from banks and central banks	98,928	19,433
Deposits from customers	2,531,694	2,219,984
Loans from banks and central banks	233,720	443,803
Debt securities	18,066	18,013
Other financial liabilities	48,238	30,133
Total	2,930,646	2,731,367

Note 14.1: Deposits from banks and central banks

EUR '000	Bank	
	31/12/2022	31/12/2021
On demand from banks	9,793	9,803
Short-term deposits from banks	89,135	9,630
Total	98,928	19,433

Note 14.2: Deposits from customers

EUR '000	Bank	
	31/12/2022	31/12/2021
On demand	2,091,123	1,890,271
Corporates	962,421	760,643
Financial institutions	183,001	151,676
Public sector	48,619	81,675
Private customers	820,866	817,828
Sole traders	69,969	70,936
Non-profit institutions serving households	6,247	7,513
Short-term deposits	291,246	236,039
Corporates	202,550	129,027
Financial institutions	28,055	-
Public sector	9,289	20,213
Private customers	51,191	86,154
Sole traders	48	47
Non-profit institutions serving households	113	598
Long-term deposits	149,325	93,674
Corporates	76,668	34,858
Financial institutions	6,502	4,451
Public sector	1,031	1,069
Private customers	63,731	51,792
Sole traders	17	32
Non-profit institutions serving households	1,376	1,472
Total	2,531,694	2,219,984

Note 14.3: Loans from banks and central banks

EUR '000	Bank	
	31/12/2022	31/12/2021
Long-term loans from central banks	233,545	443,454
Long-term loans from banks	175	349
Total	233,720	443,803

Debt securities

EUR '000	Bank	
	31/12/2022	31/12/2021
Issued debt securities	18,066	18,013
Total	18,066	18,013

Notes on the Financial Statements

Note 14.4: Other financial liability

EUR '000	Bank	
	31/12/2022	31/12/2021
Assets for cross-border payment transfers	7,243	1,882
Liabilities for fees	3	13
Liabilities arising from settlement of transactions	19,943	4,707
Liabilities to suppliers	189	342
Accrued expenses	7,321	6,693
Other financial liabilities	4,783	4,964
Liabilities from lease (IFRS 16)	8,756	11,532
Total	48,238	30,133

Note 14.5. Liabilities from lease (IFRS 16)

EUR '000	31/12/2022	31/12/2021
	Liabilities from lease (IFRS 16)	Liabilities from lease (IFRS 16)
Up to 1 year	1,612	1,776
1 year to 2 years	1,273	1,682
2 year to 3 years	1,228	1,383
3 year to 4 years	1,104	1,334
4 year to 5 years	997	1,212
Over 5 years	2,787	4,480
Total Lease Payments to be made	9,001	11,867
Unearned finance expenses (-) (Discounting effect)	(245)	(335)
Lease liabilities	8,756	11,532

Decrease in liabilities in addition to regular repayments are due to contract cancellations and contract modifications. Decrease of liabilities due to contract cancellations amounted to 16.6 thousand EUR and decrease of liabilities due to contract modifications amounted to 1,223 thousand EUR. Movements are disclosed in note 8 Tangible assets.

Note 15: Derivatives – hedge accounting

EUR '000	31/12/2022	31/12/2021
	Level 2	Level 2
Instruments for hedging single financial instrument	759	4,671
Fair value hedge	759	4,671
Instruments for hedging portfolio of financial instruments	80,932	14,926
Fair value hedge	74,038	11,245
Cash flow hedge	6,894	3,681
Total	81,691	19,597

EUR '000	31/12/2022		31/12/2021	
	Liabilities	Liabilities	Liabilities	Liabilities
Hedging derivative instruments				
Interest rate swap contracts - OTC				
Hedge of individual items	8,010	760	186,330	4,669
Portfolio hedge	711,708	80,931	686,128	14,928
Total	719,718	81,691	872,458	19,597

EUR '000	31/12/2022	31/12/2021
	Liabilities	Liabilities
Interest rate		
Designated in fair value hedges	74,797	15,916
Designated in cash flow hedges	6,894	3,681
Total interest rate derivatives	81,691	19,597
Hedging derivative instruments		
Interest rate swap contracts - OTC		
Hedge of individual items	760	4,669
Portfolio hedge	80,931	14,928
Total	81,691	19,597

EUR '000	31/12/2022	31/12/2021
	Change of fair value used for calculation of hedge effectiveness	Change of fair value used for calculation of hedge effectiveness
Line in the statement of financial position that include hedging instrument		
Liabilities - Derivatives - hedge accounting	(83,203)	8,360

EUR '000	31/12/2022		31/12/2021
	Line in the statement of financial position that include hedged item	Line in the statement of financial position that include hedged item	Change of fair value used for calculation of hedge ineffectiveness
Assets / (Liabilities)			
(73.939)	Financial liabilities measured at amortised costs	4,556	Financial liabilities measured at amortised costs

Note 16: Fair value changes of the hedged items in portfolio interest rate risk – liabilities

EUR '000	31/12/2022	31/12/2021
Positive fair value changes of the hedged items in portfolio interest rate risk	9	7,530
Negative fair value changes of the hedged items in portfolio interest rate risk	(73,948)	(2,974)
Total	(73,939)	4,556

Notes on the Financial Statements

Note 17: Provisions

EUR '000	Bank	
	31/12/2022	31/12/2021
For pending legal cases	13,035	12,581
For jubilee awards and severance	2,385	3,346
For off-balance sheet items	4,154	6,102
Other provisions	331	1,139
Total	19,905	23,169

Annual changes

31/12/2022

EUR '000	For pending legal cases	For jubilee awards and severance	For off-balance sheet items	Other provisions	Total
Opening Balance	12,581	3,346	6,102	1,139	23,169
Increases	486	75	2,134	400	3,094
Balance Statement of Income	486	75	2,134	400	3,094
Decreases	(32)	(1,036)	(4,082)	(1,207)	(6,357)
Use of provisions	-	(729)	-	(992)	(1,721)
Decreases balance Statement of Income	(32)	(16)	(4,082)	(216)	(4,345)
Decreases balance equity	-	(291)	-	-	(291)
Closing Balance	13,035	2,385	4,154	331	19,905

31/12/2021

EUR '000	For pending legal cases	For jubilee awards and severance	For off-balance sheet items	Other provisions	Total
Opening Balance	12,724	1,945	4,866	569	20,104
Increases	228	1,960	3,776	688	6,652
Balance Statement of Income	228	1,960	3,776	688	6,652
Decreases	(371)	(559)	(2,541)	(117)	(3,588)
Use of provisions	-	(425)	-	(64)	(489)
Decreases balance Statement of Income	(371)	-	(2,541)	(53)	(2,965)
Decreases balance equity	-	(134)	-	-	(134)
Closing Balance	12,581	3,346	6,102	1,139	23,169

Note 18: Other liabilities

EUR '000	Bank	
	31/12/2022	31/12/2021
Accrued expenses and deferred income	900	934
Wage liabilities, wage compensations and contributions and taxes on wages and salaries and employee benefits (gross, including taxes and contributions)	2,396	2,315
Liabilities for taxes and contributions	864	943
Total	4,160	4,191

Note 19: Share capital

EUR '000	Bank	
	31/12/2022	31/12/2021
Ordinary shares - subscribed by UniCredit SpA	20,384	20,384
Total	20,384	20,384

As of 31 December 2022, the share capital was comprised of 4,888,177 ordinary non-par-value shares which were fully paid and 16 Treasury shares which has been transferred to the Bank without remuneration in 2014.

Note 20: Share premium

EUR '000	Bank	
	31/12/2022	31/12/2021
Payments in excess of nominal amounts of paid-up shares	91,736	91,736
Share premium reserve	16,024	16,024
Total	107,760	107,760

Payments in excess of nominal amounts of paid-up shares 91.736 thousand EUR is divided into 1) 45.875 thousand euros deriving from the capital increase of 2011, 2) 44.733 thousand euros deriving from SIT to EUR conversion.

Share premium reserve 16.024 thousand EUR due to SIT to EUR conversion.

Note 21: Accumulated other comprehensive income

EUR '000	31/12/2022	31/12/2021
Accumulated other comprehensive income, cash flow hedge	27	466
Accumulated other comprehensive income, Financial assets at fair value through other comprehensive income	(2,748)	5,105
Fair value reserves, Actuarial gains (losses) on defined benefit pension plans	842	579
Total	1,879	6,150

Note 21.1: Accumulated other comprehensive income, Cash flow hedge

EUR '000	31/12/2022	31/12/2021
Opening Balance	466	1,217
Gross value	576	1,503
Deferred taxes	(110)	(286)
Decrease	(439)	(752)
Gross value	(542)	(928)
Deferred taxes	103	176
Closing Balance	27	466
Gross value	34	576
Deferred taxes	(7)	(110)

Notes on the Financial Statements

Note 21.2: Accumulated other comprehensive income, Financial assets at fair value through other comprehensive income

EUR '000	31/12/2022	31/12/2021
Opening Balance	5,105	6,264
Gross value	6,303	7,733
Deferred taxes	(1,198)	(1,469)
Increases	27	428
Gross value	33	529
Deferred taxes	(6)	(100)
Decreases	(7,880)	(1,587)
Gross value	(9,729)	(1,959)
Deferred taxes	1,849	372
Closing Balance	(2,748)	5,105
Gross value	(3,393)	6,303
Deferred taxes	645	(1,198)

Note 21.3: Accumulated other comprehensive income, Actuarial gains (losses) on defined benefit pension plans

EUR '000	31/12/2022	31/12/2021
Opening Balance	579	456
Gross value	639	506
Deferred taxes	(60)	(49)
Decreases	263	124
Gross value	291	134
Deferred taxes	(28)	(10)
Closing Balance	842	579
Gross value	930	639
Deferred taxes	(87)	(59)

Note 22: Reserves from profit

EUR '000	Bank	
	31/12/2022	31/12/2021
Mandatory reserves	1,307	1,307
Other reserves from profit	98,470	98,470
Total	99,777	99,777

Mandatory reserves in accordance with the Companies Act (ZGD-1). Retained earnings are available for disbursement to the shareholders, as opposed to other reserves from profit which are not distributable.

Note 23: Retained earnings including profit/loss from current year

Balance sheet available profit for the financial year 2022 is presented in the Statement of Changes in Shareholder's equity and amounted to 84.201 thousand EUR (42.832 thousand EUR for 2021).

EUR '000	31/12/2022	31/12/2021
Net profit for the year	41,370	12,819
Transfer from line item reserves from profit	42,832	30,013
Balance sheet available profit	84,202	42,832
Transfer to the following year	84,202	42,832

Basic and diluted earnings per share

EUR '000	Bank	
	31/12/2022	31/12/2021
(1) Net profit for the year	41,370	12,819
(2) Number of shares	4,888,177	4,888,177
(3) Weighted number of shares in the year	4,888,177	4,888,177
(4) Earnings per share in euros (1) / (3)	8.46	2.62

Note 24: Interest income

EUR '000	Bank			
	2022		2021	
	Total	Of which interest on stage 3 exposures	Total	Of which interest on stage 3 exposures
Interest income calculated with the effective interest method	50,145	579	37,539	420
Interest on financial assets at amortised cost	38,060	579	32,079	420
Debt securities	134	-	142	-
Loans to banks	825	-	108	-
Loans to non-bank customers	37,101	579	31,828	420
Interest on financial assets at fair value through other comprehensive income	4,871	-	5,460	-
Interest on demand deposits with central bank	2,082	-	-	-
Negative interest on liabilities	5,132	-	8,505	-
Other interest income	3,847	-	13,119	620
Interest on non-trading financial assets mandatorily at fair value through profit or loss	-	-	620	620
Interest on financial assets held for trading	3,035	-	3,149	-
Interest on derivatives used for hedging	140	-	278	-
Interest on financial assets at amortised cost	672	-	566	-
Loans to banks	11	-	-	-
Loans to non-bank customers	661	-	566	-
Total	53,992	579	50,658	1,040

Interest on financial assets at amortised cost under the section of Other interest income relates to interest from factoring. Negative interest on liabilities relates to TLTRO III.

Notes on the Financial Statements

Note 25: Interest expense

EUR '000	Bank	
	2022	2021
Interest on financial liabilities held to Central Bank	(652)	-
Interest on financial liabilities held for trading	(2,986)	(3,141)
Interest on received deposits and loans measured at amortised cost	(2,131)	(2,104)
Paid to banks	(223)	(270)
Paid to customers	(1,908)	(1,834)
Negative interest on assets	(3,789)	(5,272)
Interest on other liabilities	(5)	
Total	(9,563)	(10,518)

Note 26: Dividend income

EUR '000	2022	2021
Dividends from financial assets at fair value through other comprehensive income	37	25
Dividends from non-trading financial assets mandatorily at fair value through profit or loss	13	10
Dividend income from investments in equity of group companies	3,358	970
Total	3,408	1,004

Dividend income in the amount of EUR 3 million relates to dividend received from UniCredit leasing prior to its disposal.

Note 27: Fee and commission income

EUR '000	Bank	
	2022	2021
Fees from transactions with securities	6,850	6,988
Fees from performing payment services – maintenance of transaction accounts	2,086	2,126
Fees from performing payment services – payments	5,873	5,606
Fees from performing payment services – card operations	4,939	4,195
Fees from performing other payment services	1,949	2,048
Fees from loan and lease transactions	5,087	5,362
Fees from corporate finance advisory	1,100	61
Fees from other transactions	653	821
Subtotal of fees from contract with customers	28,537	27,106
Fees from guarantees	2,986	2,439
Total	31,523	29,645

Note 28: Fee and commission expenses

EUR '000	Bank	
	2022	2021
Fees for performed payment services – card operations	(3,580)	(3,124)
Fees for performed other payment services	(1,550)	(1,666)
Fees for performed agency services and commission operations	(1,807)	(1,695)
Fees for performed other services	(2,060)	(1,655)
Total	(8,997)	(8,140)

Note 29: Net gains or losses on derecognition of financial assets and liabilities not measured at fair value through profit or loss

EUR '000	Bank	
	2022	2021
Realised gains	3,386	487
On loans at amortised cost	1,297	475
On other financial assets and liabilities	2,089	12
Total	3,386	487

Note 30: Net gains or losses on financial assets and liabilities held for trading

EUR '000	2022	2021
Net gains on securities trading	(736)	(76)
Net gains on purchase and sale of foreign currencies	2,490	2,181
Net gains / losses on derivatives held for trading	5,390	3,632
Total	7,144	5,737

Note 31: Net gains or losses on non-trading financial assets mandatorily at fair value through profit or loss

EUR '000	2022	2021
Gains	522	2,385
Loans	-	2,435
Valuation - credit component	-	2,435
Equity instruments	522	(50)
Losses	(652)	-
Total	(130)	2,385

Notes on the Financial Statements

Note 32: Net gains or losses from hedge accounting

EUR '000	Bank	
	2022	2021
Changes in fair value of derivatives used for hedging group financial instruments against interest rate risk	(1,121)	1,849
Changes in fair value of derivatives for hedging fair value of instruments - micro	32,394	5,839
Changes in fair value of derivatives used for hedging cashflows of group financial instruments - ineffective portion - macro	(1)	8
Changes in fair value of group financial instruments hedged against interest rate risk	(31,942)	(8,386)
Total	(670)	(690)

Note 33: Net exchange differences

EUR '000	Bank	
	2022	2021
Gains on foreign exchange differences	190,252	93,795
Losses on foreign exchange differences	(189,692)	(93,802)
Total	560	(7)

Note 34: Net gains or losses on derecognition of non-financial assets

EUR '000	Bank	
	2022	2021
Gains on derecognition	2	25
Losses on derecognition	(170)	(12)
Total	(168)	13

Note 35: Other operating net income

EUR '000	Bank	
	2022	2021
Gains	1,692	1,612
Gains on operational risk	3	5
Refund of expenses for delegates abroad	1,157	976
Gains on leases	21	56
Other gains	511	575
Losses	(176)	(133)
Memberships	(81)	(81)
Losses on operational risk	(11)	(4)
Other losses	(84)	(48)
Total	1,516	1,479

Note 36: Administrative expenses

EUR '000	Bank	
	2022	2021
Staff costs	26,481	25,137
Other administrative costs	13,501	13,685
Total	39,982	38,822

Note 36.1: Staff costs

EUR '000	Bank	
	2022	2021
Gross salaries	16,802	16,463
Contributions for social security	7,432	7,030
Contributions for pension insurance	505	212
Other contributions levied on gross salaries	52	4
Allowance for transport to work and for meals	157	7
Other staff costs	1,533	1,422
Total	26,481	25,137

Note 36.2: Other administrative costs

EUR '000	Bank	
	2022	2021
Operating leasehold on premises	30	31
IT services	5,986	4,719
Post and communication	1,408	1,276
Consulting and auditing services	1,810	2,667
Other outsourced services	1,549	839
Marketing	539	861
Training	129	162
Material costs	610	592
Costs of fixed assets maintenance and security	425	1,291
Insurance	280	570
Travel costs	49	-
Supervision costs	423	562
Credit risk related costs	213	63
Taxation cost and other payables	50	52
Total	13,501	13,685

The costs of audit services for the Bank include the costs of the annual report audit in the amount of 140 thousand euros, and the costs of related parties report amount of 8 thousand euros related to agreed-upon procedures and other assurances required from the statutory auditor. All services were performed by KPMG Slovenija d.o.o.

Notes on the Financial Statements

Note 37: Cash contributions to resolution funds and deposit guarantee schemes

EUR '000	Bank	
	2022	2021
Cash contributions to deposit guarantee schemes	888	1,027
Cash contributions to resolution funds	1,691	1,592
Total	2,579	2,619

Note 38: Depreciation

EUR '000	Bank	
	2022	2021
Depreciation of tangible assets	2,528	2,667
Depreciation of leasehold improvements	246	180
Depreciation of right of use of leased building	1,538	1,746
Depreciation of right of use of other assets	56	58
Depreciation of computer hardware	570	519
Depreciation of other equipment	118	164
Amortisation of intangible assets	3,681	3,694
Total	6,209	6,361

Note 39: Net modification gain or losses

EUR '000	2022	2021
Gains	63	80
Loans to corporates	35	38
Loans to private customers	28	42
Losses	(35)	(75)
Loans to corporates	(16)	(28)
Loans to private customers	(19)	(47)
Total	28	6

Note 40: Provisions

EUR '000	Bank	
	2022	2021
Pending legal cases	(454)	143
Severance and jubilee salaries	(57)	(1,725)
Other provisions	(185)	(696)
Off-balance sheet items	1,950	(1,234)
Total	1,254	(3,512)

Note 41: Impairments

EUR '000	Bank	
	2022	2021
Impairment of financial assets, measured at amortized cost	(7,292)	(5,362)
Increase	(22,601)	(17,435)
Loans	(21,971)	(17,350)
Other financial assets	(630)	(85)
Decrease	15,309	12,073
Loans	15,223	12,023
Fees	-	1
Other financial assets	86	50
Write-offs of financial assets, measured at amortized cost	20	(31)
Write-offs	(15)	(40)
Income from written-off claims	35	9
Impairment of financial assets at fair value through other comprehensive income	(1)	29
Increase	(2)	(1)
Decrease	1	30
Impairment of other assets	(12)	-
Increase	(13)	(1)
Decrease	1	1
Total	(7,285)	(5,364)

Note 42: Profit or loss from non-current assets and disposal groups classified as held for sale, not qualifying as discontinued operations

EUR '000	2022	2021
Profit from non-current assets held for sale	20,545	12
Total	20,545	12

During the year 2022, the Bank decided to sell the daughter company UniCredit Leasing d.o.o. The sale has been organized through gathering of different proposal, where one client has been chosen for further detailed due diligence. The Bank disposed of its 100-percent owned subsidiary UniCredit leasing. The effect of this disposal amounted to 20 million EUR.

Note 43: Corporate income tax

EUR '000	2022	2021
Current tax	(6,342)	(2,548)
Deferred tax	(61)	(26)
Total income tax expense	(6,403)	(2,574)

Impacts on OCI are disclosed within Note 23: Accumulated other comprehensive income

Notes on the Financial Statements

EUR '000	2022	2021
Profit / loss before tax	47,773	15,394
Tax rate	19 %	19 %
Tax expense considering theoretical tax rate	(9,077)	(2,925)
Tax effects of:		
Tax-exempt income	2,510	32
Non-deductable expenses	(70)	(153)
Tax incentives	234	472
Tax expense	(6,403)	(2,574)
Effective tax rate	13 %	17 %

Notes to the Commitments and other Off-balance sheet Items

Note 44: Commitments and other off-balance sheet items

EUR '000	2022	2021
Guarantees	432,130	640,934
Committed credit and overdraft lines	654,142	499,637
Creditors on spot business	15,033	2,477
Letters of credit	8,071	-
Notional amount of derivatives	3,195,093	2,797,960
Total	4,304,469	3,941,008

Note 44.1: Annual changes of guarantees

EUR '000	2022	2021
Opening Balance	640,934	613,103
Increases	214,444	193,149
Issued guarantees	210,305	191,420
Exchange rate differences	4,139	1,729
Decreases	(423,248)	(165,318)
Redemption	(433)	(959)
Expired guarantees	(418,818)	(162,839)
Exchange rate differences	(3,997)	(1,520)
Closing balance	432,130	640,934

Note 44.2: Derivatives

EUR '000	2022	2021
	Level 2	Level 2
Forwards and futures	337,532	163,262
Interest options	225,000	225,000
Currency options	33,752	10,595
Interest swaps	2,453,249	2,203,629
Held for trading	926,799	823,860
Held for hedging	1,526,450	1,379,770
Currency swaps	145,560	186,870
Held for trading	61,778	83,782
Held for hedging	83,782	103,088
Commodity swaps	-	8,604
Total	3,195,093	2,797,960

Note 45: Fiduciary activities

EUR '000	2022	2021
Cash from clients for brokerage with financial instruments	5,876	6,872
Receivables from managing financial instruments	74	249
Receivables from custody business	10,483,470	11,791,629
Receivables from the Central Securities Clearing Corporation for sold financial instruments	21	-
Receivables from settlement systems and institutions for sold financial instruments (buyers)	188	105
Receivables from settlement business	21	12
Receivables from other businesses on behalf and for account of third parties	95,695	115,155
Assets total	10,585,345	11,914,022
Liabilities to customers from money and financial instruments	5,951	7,121
Liabilities to the Central Securities Clearing Corporation for financial instruments bought	-	12
Liabilities to other settlement systems and institutions for purchased financial instruments (suppliers)	10,483,678	11,791,722
Liabilities from settlement business	21	12
Liabilities from other businesses on behalf and for account of third parties	95,695	115,155
Liabilities total	10,585,345	11,914,022

Notes on the Financial Statements

Note 46: Agency services

EUR '000	2022	2021
Claims of settlement and transaction accounts for client assets	10,483,753	11,791,983
From financial instruments	10,483,544	11,791,878
To the Central Securities Clearing Corporation or to bank's clearing account for sold financial instruments	21	-
To the settlement systems and institutions for sold financial instruments (buyers)	188	105
Clients' cash	5,876	6,872
On settlement account for clients' funds	2,468	2,851
On banks' transaction accounts	3,408	4,021
Assets total	10,489,629	11,798,855
Liabilities of settlement account or transaction accounts for clients' funds	10,489,629	11,798,855
To clients from cash and financial instruments	5,951	7,121
To the Central Securities Clearing Corporation or to Bank's clearing account for purchased financial instruments	-	12
To other settlement systems and institutions for purchased financial instruments (suppliers)	10,483,678	11,791,722
Liabilities total	10,489,629	11,798,855
Off-balance-sheet items	10,483,544	11,791,878
Clients' financial instruments, itemised by services	10,483,544	11,791,878
Managing financial instruments	74	249
Custodian services	10,483,470	11,791,629

Note 47: Related parties

Statement of Financial Position

EUR '000	Bank	
	2022	2021
Loans	66,686	63,847
Management Board	167	11
Parent company	51,150	44,147
Other companies within UniCredit Group	15,304	19,689
Other related parties	65	-
Derivatives	175,707	28,709
Parent company	61,171	9,448
Other companies within UniCredit Group	114,535	19,261
Other assets	1,120	1,649
Parent company	902	533
Other companies within UniCredit Group	218	1,116
Total assets	243,513	94,205
Financial liabilities measured at amortised cost	115,824	39,203
Management Board	51	142
Parent company	48,549	369
Other companies within UniCredit Group	67,171	38,692
Other related parties	54	-
Derivatives	85,560	26,708
Parent company	30,694	18,421
Other companies within UniCredit Group	54,866	8,287
Other liabilities	1,506	1,385
Parent company	572	772
Other companies within UniCredit Group	935	613
Total liabilities	202,891	67,296

Notes on the Financial Statements

Income Statement

EUR '000	Bank	
	2022	2021
Interest income	1,781	2,788
Management Board	1	-
Parent company	341	59
Other companies within UniCredit Group	1,439	2,730
Interest expense	2,567	4,915
Parent company	1,051	3,185
Other companies within UniCredit Group	1,516	1,730
Fee and commission income	2,286	931
Management Board	14	
Parent company	56	45
Other companies within UniCredit Group	2,231	886
Fee and commission expenses	694	683
Parent company	22	467
Other companies within UniCredit Group	671	215
Gains and losses on financial assets and liabilities held for trading	74,218	9,531
Parent company	9,279	2,893
Other companies within UniCredit Group	64,939	6,638
Fair value adjustments in hedge accounting	31,273	7,697
Parent company	30,937	8,658
Other companies within UniCredit Group	335	(962)
Other operating income	1,330	1,320
Parent Company	888	549
Other companies within UniCredit Group	442	771
Administrative costs	4,499	3,673
Parent company	450	506
Other companies within UniCredit Group	4,049	3,166

Figures which amounted to less than 1 thousand EUR are not reported.

Remuneration paid

EUR '000	Bank	
	2022	2021
Remuneration paid to the Management Board	1,113	1,404
Salaries and other short-term benefits	1,113	1,404
Remuneration paid to the Supervisory Board members	30	32
Remuneration paid to other employees with an individual contract	4,460	3,749
Salaries and other short-term benefits	4,460	3,749
Total	5,603	5,185
Number of the Management Board members as of 31 December	5	7
Number of the Supervisory Board members as of 31 December	2	2
Number of other employees with an individual contract as of 31 December	69	61

There were five Supervisory Board members as of 31.12.2022 at UniCredit Banka Slovenija d.d., while the table above presents only those Supervisory Board members to whom the remuneration has been paid.

Individual contracts are concluded with the management-level employees.

Transactions of the Bank with its subsidiary UniCredit Leasing d.o.o.

Balances in Statement of Financial Position

EUR '000	2022	2021
Loans and receivables	-	60,735
Deposits	-	22,536
Lease liabilities	-	166

The Bank disposed of its investment in Leasing subsidiary in July 2022. The balances are presented on a net of impairment basis.

Income / expense

EUR '000	2022	2021
Interest income	-	570
Interest expense	-	1
Fee and commission income	-	32
Other operating net income / (loss)	-	393
Administrative costs	-	(15)

Note 48: Subsequent events

There were no reportable events after the balance sheet date.

Risk Report

Overall Risk Management

UniCredit Banka Slovenija d.d. ("the Bank") identifies, measures, monitors, and manages the risks aligned with the UniCredit Group's approach and standards with the intention of ensuring comprehensive risk management.

The Bank identifies, measures, monitors, and/or manages the following categories of risk:

- Credit risks (default risk, counterparty risk, credit concentration risk, migration risk, etc.);
- Market risk and other financial risks (exchange rate risk, commodity risk, volatility risk, credit spread risk, etc.);
- Liquidity risk and IRRBB (including behavioural model risk);
- Non-financial risks (data protection, internal and external fraud, ICT security risk, outsourcing & third party risk, reputational risk, etc.);
- Other risks (business risk, ESG risk, shadow banking risk, real estate risk, etc.).

The Bank manages risks in a coordinated manner at different organizational levels.

The Bank's Management Board and Supervisory Board determine the risk policy and approve principles of risk management and the establishment of limits for all relevant risks.

The Management Board is in charge of making various strategic decisions concerning but not limited to matters such as: the definition and monitoring of risk strategy, approval and implementation of credit risk related Group standards and the implementation plan defined for them, development of new models/refinement of existing models, regular and irregular validations and other changes in rating maps, policies and guidelines in connection with the internal rating systems, IRB material changes and Pillar II.

Central risk management activities of the Bank are steered by the Risk Management division, which is independent from the Bank's business units and it is responsible directly to the Chief Risk Officer, who is a member of the Management Board. There are three types of high-level committees related to risk management : the Transactional Committee, the Non-Financial Risks and Control Committee and Financial Risk Committee.

Transactional Committee

The Transactional Committee of UniCredit Banka Slovenija d.d. within its assigned sub-delegations of powers for credit activities and the related thresholds meets with approval functions for:

- Credit proposals referring to all files, including the non-performing files ("NPE" such as restructuring and workout);
- Status classification of files;
- Relevant strategies and corrective actions to be taken for watch-list files;
- Rating override, either upgrading or downgrading, acting on Probability of default (PD) and Loss Given Default (LGD), according to the counterpart/ rating system (Group-wide or local) applied for the creditworthiness assessment;
- Proactive re-staging of clients and/or relevant expert based provision allocation;
- Proposal of distressed asset disposal, in accordance with the regulated specifications and limitations in force.

Financial Risk Committee

The Financial Risk Committee is split into "Market Risk" session and "ALCO" session, classifying the topics related to market risks in the first one and the topics related to liquidity, interest rate in the banking book and FX risks in the second one.

The Financial Risk Committee is responsible for approving strategies, policies, methodologies for market risk, Defined Benefit Obligation, counterparty credit risk, liquidity risk, FX and banking book interest rate risks, funds transfer pricing, setting limits (where applicable) accordingly. It is also responsible for the approval of the Funding Plan and Contingency Funding Plan to be submitted to the Supervisory Board and for evaluating the impact of transactions significantly affecting the overall financial risk portfolio profile as well as monitoring financial risks.

Non-Financial Risks and Controls Committee

The Non-Financial Risks and Controls Committee ("NFRC"), a governance body of UniCredit Banka Slovenija d.d. (UCB SI), authorized by the Management Board of UCB SI, is focused on supporting the CEO of UCB SI in the role of steering and monitoring the Non-Financial Risks (NFRs) at a legal entity («LE») level, also overseeing the related internal control system (ICS).

The NFRC enables the coordination among the three lines of defence with the aim to identify and share LE priorities concerning Non-Financial Risks (e.g. events, regulations or emerging risks), assessing and monitoring the effectiveness of initiatives put in place in order to address them.

Risk Management – General aspects

UniCredit Banka Slovenija d.d. has an effective independent Risk Management function, under the direction of a Chief Risk Officer (CRO), with

sufficient importance, independence, and access to the Supervisory Board. In detail, the control and steering of the Bank's risks is performed by the Risk management division, comprising of the following functions: Credit Risk Operations, Non Financial and Financial Risks, Strategic, Credit & Integrated Risk, Internal Validation.

Key activities of the Risk Management function include:

- Identifying material individual, aggregated and emerging risks;
- Assessing these risks and measuring the bank's exposure to them;
- Supporting the corporate bodies in the definition, approval, implementation, review of the risk governance framework which includes the Risk Appetite and its related risk management policies in terms of principles, risk strategies and limits;
- Supporting the programmes for spreading of a sound risk culture at all levels within the Group;
- Ongoing monitoring of the risk-taking activities and risk exposures to ensure they are in line with the Board-approved Risk Appetite, risk limits and corresponding capital or liquidity needs (i.e. capital planning); establishing an early warning or trigger system and corresponding remedial actions for breaches of the Bank's Risk Appetite or limits;
- Contributing to and, when necessary, challenging material risk decisions;
- Reporting to the Board, the Risk Committees and/or Senior Management, as appropriate, on all these items, including but not limited to proposing appropriate risk-mitigating actions.

Risk-taking capacity (ICAAP/ ILAAP) and Risk appetite

The Bank assesses its capital adequacy on a going concern approach, ensuring that an adequate level of capital is maintained to continue business activities as usual even under severe loss events, like those caused by economic downturn.

The approach to the ICAAP consists of the following phases:

1. Risk identification and mapping;
2. Risk measurement and stress testing;
3. Risk appetite setting and capital allocation;
4. Monitoring and reporting.

1. Risk identification and mapping

The first step is the identification and mapping of all risks embedded in the Bank, with particular focus on the risks not explicitly covered by the Pillar 1 framework. The output of this activity is the Risk Map which includes all the risk types quantifiable by the internal capital.

2. Risk measurement and stress testing

The second phase is the identification of internal methodologies for the measurement and quantification of different risk profiles, resulting in the calculation of the Bank internal capital. Firm-wide stress tests are also performed as a fundamental part of a sound risk management process. The aim of stress testing is to assess the Bank's viability with respect to exceptional but plausible events. The impact of adverse economic scenarios is assessed on the capital position (solvency stress test) and/or the liquidity position (liquidity stress test) of the Bank.

3. Risk appetite setting and capital allocation

The risk appetite defines the level of risk that UniCredit Banka Slovenija d.d. is willing to take in the pursuit of its strategic objectives and business plan, taking into account the interest of its stakeholders (e.g. customers, policymakers, regulators, shareholders) as well as capital and other regulatory and law requirements. It occurs in parallel with the annual budgeting process and/or multi-year plans and aims at defining guidelines and targets, triggers, and limits (where applicable) on the KPIs Legal Entity level. The risk appetite is defined in line with the Bank's business model and it is aligned with the parent group UniCredit. For this purpose, the risk appetite is integrated in the budget process, to guide the selection of the desired risk-return profile in alignment with the Strategic Plan guidelines and at inception of the budget process.

The UniCredit Compensation Policy is consistent with the risk appetite to allow the effective implementation of risk reward remuneration for bonus definition and payments. The risk appetite statement defines the positioning of the Bank in terms of strategic targets and related risk profiles to address internal and external stakeholders' expectations.

The quantitative elements of the risk appetite framework instead are represented by a dashboard, composed of a set of KPIs, based on the analysis of the expectations of the internal and external stakeholders, which addresses the following dimensions, including material risks:

- Capital KPIs;
- Liquidity KPIs;
- IRRBB KPIs;
- Credit KPIs;
- Risk & Return KPIs;
- Market Risks KPIs;

Risk Report

- Non Financial Risks KPIs;
- Shadow Banking KPI.

For each of the above dimensions, one or more KPIs are identified to quantitatively measure the position of the Bank in different ways: absolute values, ratios, sensitivities to defined parameters.

Various levels of thresholds are defined such to act as early warning indicators anticipating potential risk situations that will be promptly escalated at relevant organisational level. If specific risk appetite thresholds are met, the necessary management measures have to be adopted for effectively adjusting the risk profile. The following thresholds are identified (on certain KPIs, not all the thresholds may be meaningful):

- Targets represent the amount of risk the Bank is willing to take on in normal conditions in coherence with the Bank's ambition. They are the reference thresholds for the development and steering of the business;
- Triggers represent, from a managerial standpoint, the maximum acceptable level of deviation from the defined target thresholds, or more generally a warning level, and are set consistently to assure that the Bank can operate, even under stress conditions;
- Limits are hard points that represent, from a statutory standpoint, the maximum acceptable level of risk for the Bank.

Thresholds setting is evaluated by the relevant competent functions, also through managerial decision by the Management Board, respecting regulatory and supervisory requirements and also considering the stakeholders' expectations and positioning versus peers. In addition, the Group has a series of transversal operative limits and metrics that cover the main risk profiles in order to supplement the risk appetite framework.

The key risk appetite dimensions are business strategy, capital and liquidity adequacy. The defined bundle of key indicators comprises Pillar 1 and Pillar 2 indicators, and recovery plan indicators. The risk appetite is integrated in the budgeting process in the context of managing the objectives in defining and selecting the desired risk-return profile. A system of targets, thresholds and limits has been defined for the key indicators to ensure regular monitoring, timely escalation and a link to the recovery plan.

Exposures to risks, scope of assumed risks and the ability to assume different risks as well as stress situations are presented to the Bank's Management Board as well as to the aforementioned committees through different reports.

4. Monitoring and reporting

Capital adequacy evaluation is a dynamic process that requires regular monitoring to support the decision-making process. The Bank monitors its main risk profile with a frequency coherent with the nature of each single risk; on top of this, a quarterly reporting of integrated risks and risk appetite evolution is performed and reported to the relevant risk committees and governing bodies, in order to set and implement an efficient and effective ICAAP framework.

Capital adequacy is assessed considering the balance between the assumed risks and the available capital both in regulatory and in an economic perspective. In Unicredit this is done by assessing the impact of stressed conditions on the Risk Taking Capacity (RTC), i.e. the ratio between the Available Financial Resources and the Economic Capital, which represents the internal measure of capital adequacy under the economic perspective. The decision to include components in AFR is based on three main criteria:

- Loss absorbency;
- Permanence;
- Flexibility of payments.

Since these criteria are the same as the ones identified by regulators to calculate regulatory own funds, the amount of regulatory own funds is the natural basis for the quantification of AFR (Available Financial Resources). The ratio between AFR and IC (Internal Capital) is the "Risk Taking Capacity" (RTC). RTC is one of the key indicators included in the RAF dashboard on which the Bank leverages to guide the selection of the desired risk-return profile in alignment with its business strategies.

A milestone of the ICAAP is the risk appetite which is defined as the level of risk that the Bank is willing to take and the risk return profile it fixes to achieve in pursuit of its strategic objectives and business plan, taking into account the interest of its stakeholders (e.g. customers, policymakers, regulators, shareholders) as well as capital and other regulatory and law requirements. The scope of the Bank's assumed risks is defined in the dialogue with UniCredit S.p.A. and is approved by the Supervisory Board. The Bank's risk appetite is approved on an annual basis by all managerial bodies and is regularly monitored and reported to the relevant committees, with the aim to ensure that the Bank develops within the desired risk return profile set by the Management Board.

The Bank controls also the liquidity adequacy via relevant Pillar 2 approach: the Internal Liquidity Adequacy Assessment Process (ILAAP). As part of the ILAAP, and in coordination with the parent group, UniCredit Banka Slovenija d.d. reviews the adequacy of the liquidity risk management process, which consists of various components – such as limiting the short-term and medium-term and long-term liquidity position, stress

testing, funding plan and key regulatory indicators – and is primarily aimed at ensuring that the Bank has always an internal liquidity buffer/ reserve that allows it to face expected and unexpected payments.

In the yearly process of the ILAAP, the Senior management is requested to give a judgement on the adequacy of the liquidity position and stability of funding, called Liquidity Adequacy Statement (LAS). This assessment aims at showing the main drivers that had modified the liquidity position throughout the year and provides comment also on the evolution of the main metrics that are used to steer the different aspects of the liquidity risk.

In line with the methodology of the parent UniCredit S.p.A., the Bank calculates internal capital (also referred to as “economic capital”) for individual risk categories.

Both ICAAP and ILAAP of the Bank are subject to annual review by the Internal Audit.

Credit Risk

Credit risk is the risk of incurring losses as a result of the borrower’s non-fulfilment of terms and conditions as agreed under the loan agreement.

Factors that generate credit risk

During the ongoing credit and business activities, the Bank is exposed to the risk that an unexpected change in a counterparty's creditworthiness may generate a corresponding unexpected change in the value of the associated credit exposure and may thus result in a partial or full write-off. This risk is always associated to the traditional lending practice, regardless of the form of the credit facility (whether cash or credit commitments, secured or unsecured, etc.). The main reasons of a default lie in the borrower’s failure to fulfil its credit obligation (due to a lack of liquidity, for insolvency reasons, etc.), as well as the occurrence of macro-economic and political events that are affecting the debtor’s operating and financial condition. Other banking operations, in addition to traditional lending and deposit activities, can constitute other credit risk factors. In this view, 'non-traditional' credit risk may arise from:

- Subscription of derivative contracts;
- Purchase and selling of securities, futures, currencies or commodities;
- Holding third-party securities.

The counterparties in these transactions or issuers of securities held by the Bank could default as a result of insolvency, political and economic events, lack of liquidity, operative deficiencies or other reasons. Defaults of a large number of transactions, or one or more large transactions, could have a material adverse impact on the Bank’s activities, financial condition and operating profits. Some of the relevant components of the Credit risk are explained below.



Default risk: Risk of incurring losses arising from the fact that a borrower or counterparty of a financial obligation (bond, note, loan, lease, instalment debt etc.) is not able to repay interest and/or principal or any other amount due on a timely basis. The outcome is the classification of all the claims with particular client as defaulted.

Country risk: Country Risk: the downside of operating in a specific country’s business environment, affecting the borrower’s creditworthiness.

Settlement risk: Counterparty risk under treasury transactions in which Legal Entity performs a transaction (payment) on settlement day, while the counterparty has not met its obligations yet (counter performance/settlement).

Concentration risk: Credit concentration risk is the level of risk in the bank’s portfolio arising from concentration to a single counterparty/ economic group. It is represented by the potential losses of these large exposures that might put at risk the bank’s ability to maintain its core operations.

Counterparty risk: Default risk of counterparties for OTC (Over the counter) and SFT (Security financing transaction) instruments.

Risk Report

Credit Risk Governance Framework

Credit governance rules which, on one side, regulate the respective responsibilities and, on the other, ensure the compliance of the overall credit risk framework with the regulatory context which the Bank is subject to, are set up in form of the Group rulebooks (Group policy, Group operational regulation, Group process regulation, depending on level of granularity) that are distributed to the Group legal entities by the parent company. Within its role of guidance, support and control related to credit risk, the parent company acts in the following areas: credit rules, credit strategies and credit risk limits, rating models development, rating systems validation, large exposures management, issuance of credit products, monitoring and reporting portfolio credit risk.

The Group credit risk rulebooks received by the Bank are either localized (in terms of local organisational setup) and implemented or adapted in alignment with the content owner in the Parent company to be compliant with the legislation, rules and peculiarities of the local market. The policies (if necessary) are locally further detailed through operating or working instructions that describe specific rules supporting the execution of day-by-day activities.

Credit policies, are updated at least once a year and define with which customers/products, industry segments and geographical areas the Bank intends to develop the credit business.

Credit Risk Management and Measurement

The Bank manages credit risk in line with its internal rules. Credit risk management procedures are performed on a single transaction level, single client level and on a portfolio level through procedures, structures, and rules, that steer, govern and standardize the assessment and management of credit risk, in line with the Group's and Bank's principles and best practice. The activities are aimed at analysing the main components of credit risk and their historical evolution, in order to be able to promptly detect any symptoms of deterioration and, therefore, take appropriate corrective actions.

The main objective of managing credit risk is to reach and obtain high quality and dispersion of credit portfolio.

Various implemented rating models provide the basis for efficient risk management and are embedded in all decision-making processes relating to risk management. They are also a key factor for capital required to be held against risk-weighted assets. Great attention is paid to consistency in the presentation for supervisory purposes and the requirements of internal control. Risk-adequate pricing and proactive risk management improve the portfolio's diversification and risk/return ratio on ongoing basis.

Credit approval process

The foundation of credit approval process is a detailed risk assessment of every credit exposure associated with the counterparty. The Bank's risk assessment procedures consider both the probability of default of a specific counterparty and the risks related to the specific type of credit facility exposure. When measuring credit risk, the Bank calculates probability of default which also forms basis for the calculation of credit rating of a specific counterparty.

For the large corporate portfolio part, the Bank assesses the probability of default (PD) based on the internal methodology (IRB approach), in accordance with the Directive CRD IV and the Regulation CRR. For the other part of the portfolio (retail, small and mid-corporate), the Bank uses local models for measuring credit risk (Standardized approach). With the goal of effective and statistically supported credit risk measurement, UniCredit prepares and monitors internal models in accordance with previously mentioned Direction and Regulation and the Parent group's guidelines.

Probability of default and consequently a client's credit rating are determined based on financial data, qualitative factors, and warning signals. UniCredit uses the scale with ten major credit rating classes and with an additional division to 26 sub-classes with assigned probabilities of default. The last two main classes represent non-performing assets (defaulted clients).

Comparison between internal and external ratings

No.	Rating classes	Rating notches	PD* in % min.	PD* in % mean	PD* in % max.	Comparable Rating		
						S&P	Moody's	Fitch
1	1	1+	0.00 %	0.02 %	0.03 %	AAA /AA+	Aaa / Aa1	AAA / AA+
2		1	0.03 %	0.03 %	0.04 %	AA	Aa2	AA
3		1-	0.04 %	0.04 %	0.05 %	AA-	Aa3	AA-
4	2	2+	0.05 %	0.06 %	0.07 %	A+	A1	A+
5		2	0.07 %	0.08 %	0.09 %	A	A2	A
6		2-	0.09 %	0.10 %	0.12 %	A-	A3	A-
7	3	3+	0.12 %	0.14 %	0.16 %			
8		3	0.16 %	0.19 %	0.22 %	BBB+	Baa1	BBB+
9		3-	0.22 %	0.26 %	0.31 %	BBB	Baa2	BBB
10	4	4+	0.31 %	0.36 %	0.42 %	BBB-	Baa3	BBB-
11		4	0.42 %	0.49 %	0.57 %			
12		4-	0.57 %	0.66 %	0.77 %	BB+	Ba1	BB+
13	5	5+	0.77 %	0.90 %	1.06 %			
14		5	1.06 %	1.23 %	1.44 %	BB	Ba2	BB
15		5-	1.44 %	1.68 %	1.96 %			
16	6	6+	1.96 %	2.29 %	2.67 %	BB-	Ba3	BB-
17		6	2.67 %	3.12 %	3.64 %			
18		6-	3.64 %	4.25 %	4.96 %	B+	B1	B+
19	7	7+	4.96 %	5.80 %	6.77 %			
20		7	6.77 %	7.90 %	9.22 %			
21		7-	9.22 %	10.77 %	12.57 %	B	B2	B
22	8	8+	12.57 %	14.67 %	17.13 %	B-	B3	B-
23		8	17.13 %	20.00 %	100.00 %	CCC/CC	Caa/Ca	CCC/CC
24		8-	100.00 %	100.00 %	100.00 %			
25	9	9	100.00 %	100.00 %	100.00 %			
26	10	10	100.00 %	100.00 %	100.00 %			

Gross exposure of on-balance-sheet items to credit risk, not including impaired amounts

EUR '000	31/12/2022	31/12/2021
Cash balances with the Central Bank and demand deposits at banks	737,478	743,643
Loans and receivables mandatorily at fair value through profit or loss	-	-
Debt securities at fair value through other comprehensive income	274,748	262,542
Financial assets at amortised cost	2,207,408	2,025,951
o/w Debt securities	33,389	33,354
o/w To banks	64,995	53,855
o/w To customers	2,084,604	1,935,733
o/w Other financial assets	24,420	3,009
Total	3,219,634	3,032,136

Please note that all the following tables include the Bank's data only, for 2022 and 2021 due to the sale of leasing company in year 2022 whereby only the Bank's financial statements are relevant for year end 2022 and comparable information for year 2021. Furthermore, in all the tables and graphs in the following sections, Held for sale accounts are excluded.

The Bank's on-balance sheet loan portfolio increased by 187.5 million euros gross or by 5.8 % as compared to the previous year. As of 31 December 2022, the total Bank's on-balance sheet credit exposure amounted to 3,220 million euros gross.

Risk Report

Exposure of off-balance-sheet items to credit risk

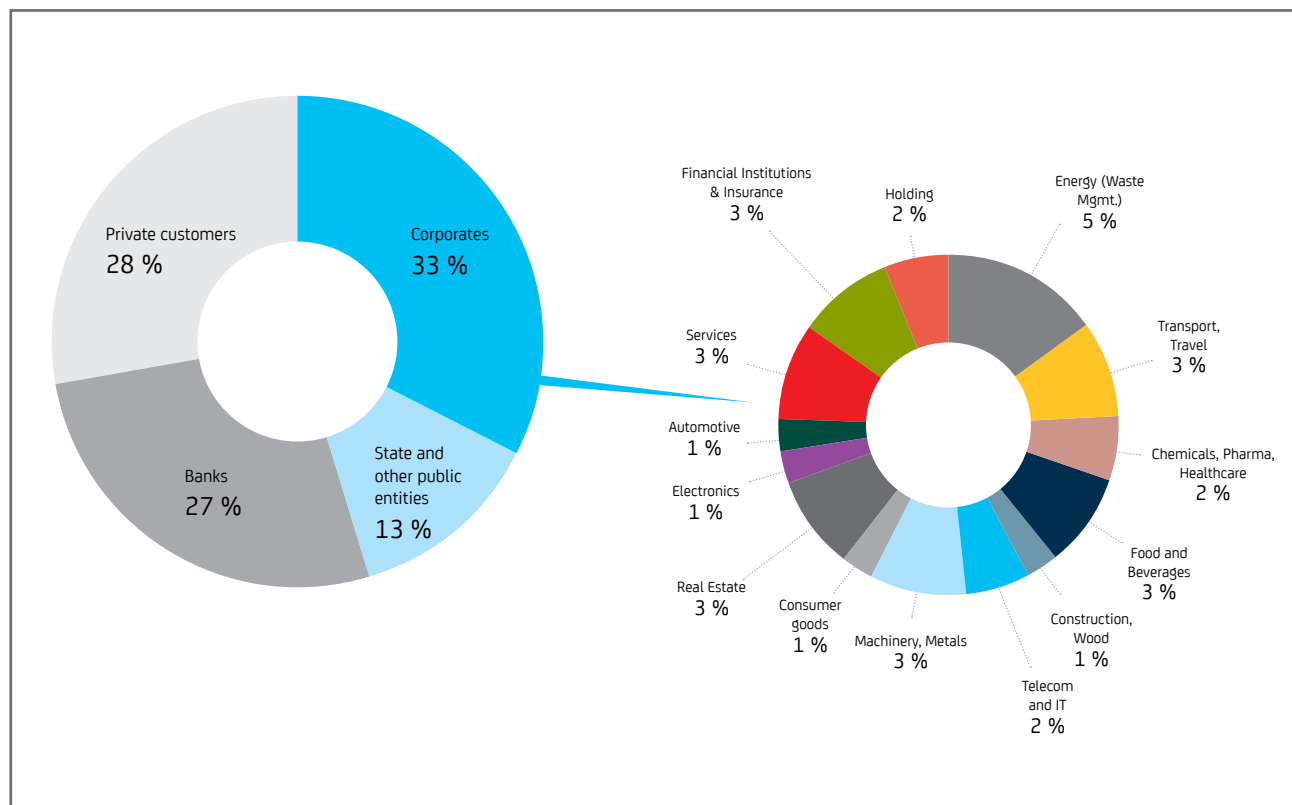
EUR '000	31/12/2022	31/12/2021
Guarantees	440,201	640,934
Committed credit and overdraft lies	654,143	476,882
Creditors on spot business	15,028	3,065
Notional amount of derivatives	3,195,093	2,209,076
Total	4,304,465	3,329,957

The Bank's off-balance sheet credit portfolio increased by 975 million euros or by 22.6 % as compared to the previous year. As of 31 December 2022 the total off-balance sheet credit exposure amounted to 4,304 million euros.

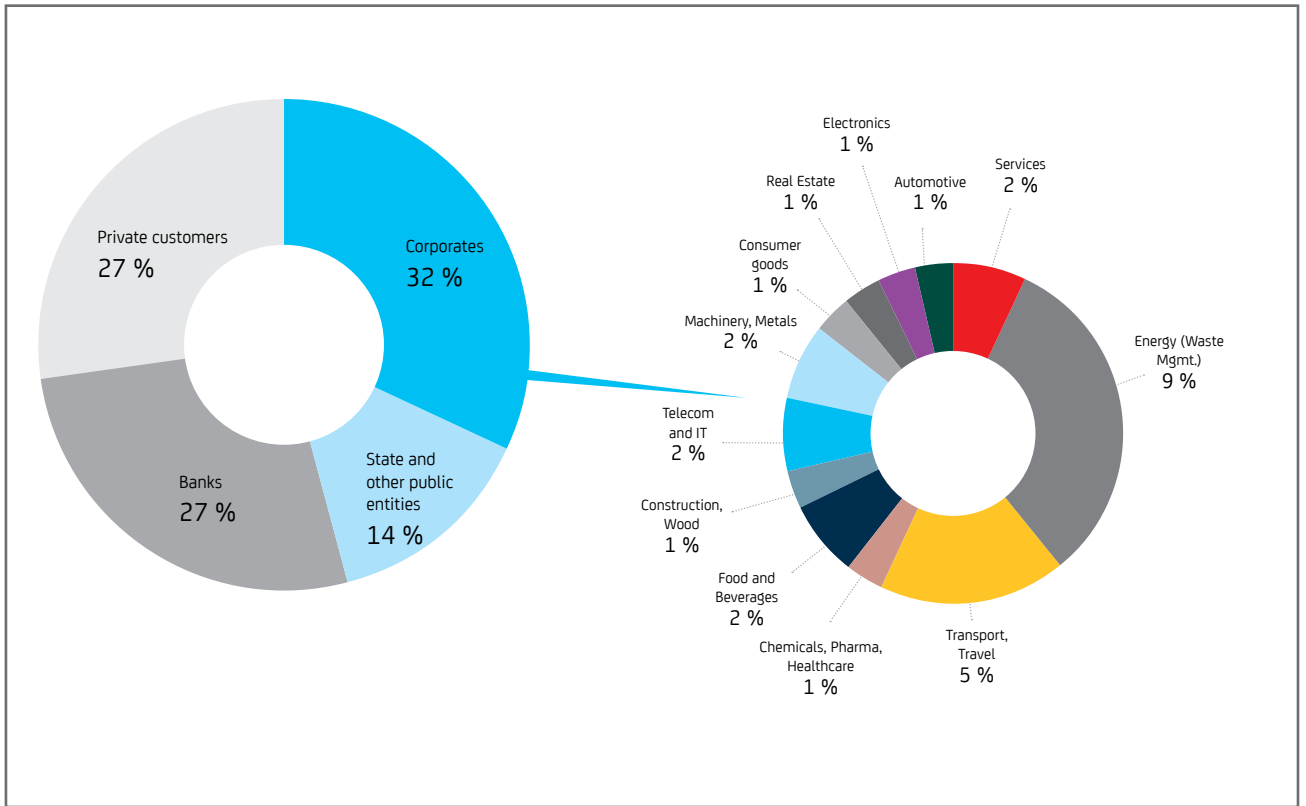
Portfolio analysis

As of the end of December 2022 the Bank's total on-balance-sheet outstanding portfolio increased by 61 million euros or by 6.5 % as compared to the end of year 2022. In the non-banking sector, higher volumes are attributable to an increase of volumes to the sectors Real Estate and Machinery, Metals. Exposures to the sector Banks remained stable during 2022. Held for sale portfolio is not included.

Bank's portfolio segmentation as of 31 December 2022



Bank's portfolio segmentation as of 31 December 2021



Risk Report

Bank's portfolio segmentation by industries

Credit risk profile by region	Exposure (EUR '000)	
	31/12/2022	31/12/2021
Agriculture, forestry	1,706	3,012
Automotive	28,982	28,301
Banks	230,781	121,627
Chemicals, pharma, healthcare	62,560	30,850
Construction, wood	52,032	29,563
Consumer goods	33,954	36,256
Electronics	36,171	22,543
Energy (waste management)	205,164	276,478
Families	20,243	18,392
Fin institution & insurance	29,705	63,427
Food and beverage	40,567	51,009
Holding	80,745	13,133
Machinery, metals	123,363	65,040
Media, paper	8,112	7,462
Other	627,955	972,072
Private	841,615	800,475
Public entities & other	454,144	168,842
Real estate	105,689	32,592
Services	46,319	70,811
Shipping	396	690
Telecom, it	73,080	69,553
Textiles	1,992	972
Tourism	4,787	7,669
Transport, travel	109,572	141,368
Total	3,219,634	3,032,137

Geographical split of the Bank's portfolio

Credit risk profile by region	Exposure (EUR '000)		Growth in %
	31/12/2022	31/12/2021	
Slovenia	2,953,704	2,812,326	4.8 %
Italy	110,014	107,677	2.1 %
Croatia	57,637	57,557	0.1 %
Austria	14,114	21,413	(51.7 %)
Germany	13,429	6,278	53.3 %
Switzerland	1,183	5,660	(378.4 %)
Netherlands	5,037	4,109	18.4 %
Belgium	5,686	3,473	38.9 %
Bosnia and Herzegovina	2,715	3,228	(18.9 %)
United States	3,648	2,054	43.7 %
Other	52,468	8,362	84.1 %
Total	3,219,634	3,032,137	4.8 %

The above reported more significant changes in the geographical split of the portfolio are mostly related to business relationships with other financial institutions including intra-group transactions within the parent group UniCredit and transaction through the Target 2 account with the Bank of Slovenia.

Credit Risk Mitigation Techniques

The Bank uses various credit risk mitigation techniques to reduce potential credit losses in case of the obligor's default.

Following the Credit Risk Mitigation Guidelines of the parent group UniCredit, the Bank has adopted internal regulations, specifying processes, strategies, and procedures for collateral management. In particular, such internal regulations detail collateral eligibility, valuation and monitoring rules and ensure the soundness, legal enforceability and timely liquidation of valuable collateral in compliance with the Slovenian legal system.

According to credit policy, collaterals or guarantees can be accepted only to support loans and they cannot serve as a substitute for the borrower's ability to meet obligations. For this reason, in addition to overall analysis of the credit rating and of the repayment capacity of the borrower, they are subject to specific evaluation and analysis of the support role for the repayment of the exposure.

The management system of credit risk mitigation techniques is embedded in the credit approval process and in the credit risk monitoring process. Controls and related responsibilities are duly formalised and documented in internal rules.

Furthermore, processes are implemented to control that all the relevant information regarding the identification and evaluation of the credit protection are correctly registered in the system.

In the collateral acquisition phase, the Bank emphasises the importance of processes and controls of legal certainty requirements of the protection, as well as the assessment of the suitability of the collateral or guarantee. The valuation process is based on precautionary principles, with reference to the use of "market values" and to the application of adequate haircuts to ensure that, in case of liquidation, there are no unexpected losses. In case of personal guarantees, the protection provider has to be assessed in order to measure his/her credit rating and risk profile.

Monitoring processes of credit risk mitigation techniques ensure that general and specific requirements set by credit policies, internal and regulatory rules are met over the time.

With the increased focus of the regulator on ESG related topics, the collection of environment-related information and their integration in the Bank's processes has become increasingly relevant to properly manage risks and business opportunities. A specific initiative has been activated to manage energy class information (both for residential and commercial real estate), to address all legal requirements. Acquisition of energy class data for residential building on new retail loans is already included in the credit process. Further initiatives for gathering wider scope of Energy Performance indicators to be associated with all collateral are on-going.

Collaterals CRR accepted in support of credit lines granted, primarily include:

1. Immovable properties (residential and commercial)
2. Financial assets (only deposit)
3. Sureties and guarantees (state, supranational organizations, bank)

The main types of collateral held by the Bank to mitigate credit risk associated with financial assets are listed in the table below. The collateral presented relates to instruments that are measured at FVTOCI, amortized cost and at FVTPL.

Personal lending

The Bank's personal lending portfolio consists of unsecured loans and credit cards.

Corporate lending

The Bank requests collateral and guarantees for corporate lending. The most relevant indicator of corporate customers' credit rating is an analysis of their financial performance and their liquidity, leverage, management effectiveness and growth ratios. The value of the collateral on Commercial Real Estate mortgage is based on the Market Value at origination, estimated by an external appraiser from the Bank's list of appraisers in accordance with the valid International Valuation Standards Council (IVSC) and reviewed by internal appraiser. The monitoring and frequency of the collateral valuation process is reviewed by an internal appraiser during the monitoring phase once per year, based on individual requirements or a new valuation is made based on the assessment by an internal appraiser.

Assets obtained by taking possession of collateral

As per 31 December 2021, the Bank obtained the assets in amount of 0.4 million euros, which were during the year repossessed as collateral held as security against loans and advances (all connected with leasing portfolio). As per 31 December 2022, there were no repossessed assets on the Bank level.

Risk Report

Mortgage lending

The Bank holds residential and commercial properties as collateral for the mortgage loans it grants to its customers. The Bank monitors its exposure to retail mortgage lending using the LTV ratio, which is calculated as the ratio of the gross amount of the loan – or the amount committed for loan commitments – to the value of the collateral. The valuation upon acquisition of the collateral excludes any adjustments for obtaining and selling the collateral. The value of the collateral for Residential Real Estate and Commercial Real Estate mortgage is based on the Market -Value at origination and is assessed by an external appraiser from the list of contractual appraisers of the bank in accordance with the valid International Valuation Standards Council (IVSC). The monitoring and frequency of the collateral revaluation process depends on the type of property and the valuation, which is reviewed or re-valued by an internal / external appraiser during the monitoring phase. The Bank uses the Process with Individual Review and REVD (Real Estate Valuation Desk) opinion of Market Value for all Commercial and NPL Residential properties, prepared by an Internal Appraiser, integrated general by Desktop (exceptionally Drive by or Full visit) or Statistical monitoring, use statistical method, integrated general by Desktop (exceptionally Drive by or Full visit) or use outsource Advanced Statistical Models, integrated Desktop, exceptionally Drive by or New Valuation according to IVSC and Full visit; prepared by an external appraiser. For credit-impaired loans the value of collateral is based on value monitoring and new valuations on the assessment on internal appraiser.

Exposures from mortgage loans by ranges of LTV

EUR '000	Gross carrying amount		Loss allowance		Gross carrying amount		Loss allowance	
	31/12/2022			31/12/2021				
Less than 50 %	213,683	(6,453)	303,045	(3,728)				
51-70 %	178,485	(1,060)	101,015	(1,853)				
71-90 %	231,997	(1,933)	151,209	(2,147)				
91-100 %	26,177	(1,180)	25,372	(1,150)				
More than 100 %	92,521	(2,620)	85,813	(3,119)				
Total	742,863	(13,246)	666,455	(11,997)				

When accepting credit risk mitigation technique, the Bank emphasizes the importance of processes and controls of the legal certainty requirements of protection, as well as the assessment of the suitability of the collateral or guarantee.

According to collateral guidelines, collaterals are exposed to a regular reviewing process, either on individual or portfolio basis. Such approach gives the Bank a better view of the current status and actual value of collateral.

The Banks's exposure towards non-banks (Financial assets at amortised cost to customers and other financial assets at AC) according to credit rating and allocated market value collateral

EUR '000	Gross carrying amount			Loss allowance			Collateral		
	31/12/2022			31/12/2021					
1	190,318	(45)	49,500	271,881	(124)	118,172			
2	317,942	(137)	83,605	306,701	(604)	127,471			
3	263,772	(459)	164,757	383,145	(600)	182,357			
4	484,532	(2,916)	294,874	477,472	(2,363)	347,369			
5	484,770	(5,021)	380,660	227,059	(2,928)	141,976			
6	225,272	(6,919)	160,604	159,770	(3,303)	64,577			
7	71,090	(3,543)	36,904	23,971	(876)	14,244			
8	14,136	(1,081)	11,964	20,013	(1,437)	16,278			
Doubtful and default	38,733	(22,576)	17,379	59,002	(44,216)	19,213			
Not rated	18,459	(173)	1,098	9,729	(65)	19			
Total	2,109,024	(42,870)	1,201,345	1,938,743	(56,517)	1,031,676			

Please note that the above credit exposure is expressed in terms of gross values not including impaired amounts. Allocated market value of collateral is market value capped by exposure amount.

The Bank's exposure towards banks according to credit rating and allocated market value collateral

EUR '000	Exposure		Loss allowance		Exposure		Loss allowance	
	31/12/2022				31/12/2021			
1	690,053	-	699,351	-				
2	1,726	-	7,433	-				
3	110,210	(5)	90,471	(4)				
4	24	-	146	-				
5	447	(2)	97	-				
6	-	-	-	-				
7	-	-	-	-				
8	7	(1)	-	-				
Doubtful and default	-	-	-	-				
Not rated	7	(1)	-	-				
Total	802,474	(9)	797,498	(4)				

Please note that the above credit exposure is expressed in terms of gross values not including impaired amounts. Presented are the following on-balance sheet items within the Statement of Financial Position: Cash balances with the Central Bank and demand deposits at banks Loans and advances to Banks measured at amortised cost.

Market value of the Bank's collateral by type of collateral

EUR '000	31/12/2022	31/12/2021
Collateral Types		
Mortgage	2,632,042	2,237,777
Movable property	-	-
Irrevocable commitments issued to the Bank	220,251	159,400
Bank deposits	26,119	5,742
Other collateral	1,899	4,362
Total	2,880,311	2,407,281

Please note that the irrevocable commitments include state sureties, bank guarantees and supranational organization guarantees which are according to CRR eligible for capital requirement optimization purposes (guarantees of private individuals and legal entities are not included). Market value of collateral is appraised market value not capped with exposure amount.

Compared to the year 2021, the value of collateral changed due to the following reasons:

- Project based implementation of newly gathered appraisals for existing residential real estate's collaterals,
- New collateralized business.

The Bank's non-performing exposure toward loans and advances to customers at amortised cost according to product

EUR '000	Exposure			Loss allowance			Collateral				
	31/12/2022						31/12/2021				
Product											
Retail	18,627	(11,718)	6,112	30,435	(20,716)	10,949					
o/w Consumer lending	5,192	(3,942)	35	6,513	(6,278)	22					
o/w Mortgage lending	11,870	(6,683)	5,782	19,215	(9,760)	10,616					
o/w Small Business	1,565	(1,093)	295	4,707	(4,678)	311					
Corporate lending	20,106	(10,858)	11,267	28,567	(23,500)	8,264					
Total	38,733	(22,576)	17,379	59,002	(44,216)	19,213					

Please note that the above credit exposure is expressed in terms of gross values not including impaired amounts. Presented are following on-balance sheet items within the Statement of Financial Position: Loans and advances to Customers measured at amortised cost and Other financial assets assigned to Customers. Allocated market value of collateral is market value capped by exposure amount.

Risk Report

Framework related to Definition of default and IFRS 9 parameters

The definition of default¹ plays a crucial role in the correct exposure classification and its impact on own funds requirements (both in terms of regulatory and economic capital) as well as the level of loan loss provisions (LLP), thus directly impacting the Asset Quality of the Bank.

The Bank pursues the full alignment of the definition of “default” for computing risk-weights or capital requirements with the definition of:

- “Impairment” for accounting purposes, estimating incurred losses and their coverage by impairment allowances;
- “Non-performing exposures” for supervisory reporting in determining the asset quality of the Bank.

This principle allows a homogeneous approach on the loan categorization practices for supervisory and reporting purposes grouping loan categories according to a common framework required for regulatory reporting and financial statements disclosure.

A “default” is considered to have occurred when either or both of the two following events have taken place:

- The obligor² is more than 90 days past due (> 90 dpd) on any material credit obligation or / and
- The obligor is unlikely to pay at least one of their credit obligations in full without recourse actions to be taken by the Bank.

Past due calculation is based on the quantification of the credit obligation past due and the overall credit obligation at obligor level, to be compared with an absolute and a relative threshold. In particular:

- The absolute threshold, set respectively by the European Central Bank equal to 100 EUR and 500 EUR for Retail and Non-Retail exposures³, refers to the total amount of credit obligation past due understood as the sum of all past due amounts related to the credit obligations of the borrower towards the institution⁴, the parent undertaking or any of its subsidiaries;
- The relative threshold, set by the European Central Bank at 1 %, is defined as a percentage of credit obligation past due in relation to the total on-balance-sheet exposures to the obligor excluding equity exposures.

The breach of both thresholds triggers the counting of days past due, which determines the “material past due” default classification once 90 days of consecutive past due are reached.

Probability of default (»PD«)

Ratings are assigned to individual counterparties using the Banks internally developed models included in their credit risk management processes. The internal models are either “group-wide” (e.g. for BMCBanks, Multinationals, Countries) or bank-specific, by segment. The various rating scales of these models are mapped onto a single master-scale of 9 classes based on Probability of Default (PD) – outlined in chapter Credit Risk Measurement/Credit approval process.

The probability of default is an estimate of the likelihood of client going into default status. It provides an estimate of the likelihood that a client of a financial institution will be unable to meet its debt obligations over a particular time horizon. The PD of an obligor does not only depend on the risk characteristics of that particular obligor but also the economic environment and the degree to which it affects the obligor. PD is estimated on the basis of client’s characteristics, historically observed defaults and regularly updated macroeconomic scenarios.

Loss Given Default (“LGD”)

LGD also known as loss severity (the inverse concept is the recovery rate) represents the percentage of contractual cash flows lost in the event of a default, expressed as the net amount of loss relating to the outstanding balance. An increase in the loss severity, in isolation, would result in a decrease in a fair value measure. Loss given default is facility-specific because such losses are generally understood to be influenced by key transaction characteristics such as the presence of collateral and the degree of subordination. The Bank’s estimates of LGD are based on internally observed historical losses and regularly updated macroeconomic scenarios.

Exposure at default (»EAD«)

The EAD represents the estimated amount the Bank may be exposed to at the time of default. This takes into consideration the cash flow profile of a financial instrument for products with cash flows and the expected additional drawings from a credit line to the date of default for products without cash flows.

Significant Increase in Credit Risk (»SICR«)

Significant Increase in Credit Risk, in the context of IFRS 9, is a significant change in the estimated Default Risk (over the remaining expected life of the financial instrument). The assessment of the severity of change in credit risk should consider the change in the risk of default occurring since initial recognition and should be based on a relative and not on an absolute measure.

¹ Currently applied definition in place since Q1 2021.

² Client or group of clients

³ For threshold defined by National Competent Authority out of SSM perimeter please refer to Annex Error! Reference source not found. Materiality Thresholds.

⁴ All exposures apart from equity must be considered in the computation of the credit obligation past due and the on-balance exposures.

“Significant” is interpreted in terms of quantiles of the allocation reference value distribution, which defines the relative measure of credit risk change since inception, conditional on the values of selected factors (transaction’s initial credit risk, age, residual maturity). As a general rule, the quantile level must be defined in such a way that, in a long-run perspective, the percentage of transactions allocated in Stage 2 should be at least equal to or higher than the long-run average portfolio 1-year default rate.

In any case, transaction needs to be considered as SICR and classified into Stage 2 if there is a threefold increase in the lifetime PD or if transaction related to counterparties with a Basel PD without MoC is higher than 20 %.

Classification of credit exposure in stages

Within the Bank, the stage allocation is based on a combination of relative and absolute elements. The main elements are:

- Comparison, for each transaction, between PD as measured at the time of origination and PD as of the reporting date, both calculated according to internal models, through thresholds set in such a way as to consider all key variables of each transaction that can affect the Bank’s expectation of PD changes over time (e.g. age, maturity, PD level at the time of origination); transactions with very low PDs (the ones that correspond to investment grade credit ratings) are exempt from transition to Stage 2 due to increase of PD;
- Absolute elements such as the backstops required by law (e.g. 30 days past-due);
- Additional internal evidence, including renegotiations of financial instruments due to financial difficulties met by the counterpart (e.g. Forborne classification).

The outcome of the stage allocation is the classification of credit exposure in stage 1, stage 2 or stage 3 according to their absolute or relative credit quality with respect to the initial disbursement. Specifically:

- Stage 1: it includes (i) newly issued or acquired credit exposures, (ii) exposures for which credit risk has not significantly deteriorated since initial recognition, (iii) exposures having low credit risk (low credit risk exemption);
- Stage 2: it includes credit exposures that, although performing, have seen their credit risk significantly deteriorating since initial recognition;
- Stage 3: it includes impaired credit exposures.

The allocation of credit exposures in one of the abovementioned stages is done at initial recognition, when the exposure is classified in stage 1 and it is periodically reviewed based on “stage allocation” rules.

In detail, the Stage Allocation model is used at each reporting date in order to timely capture both significant deterioration and its reverse in a symmetric way to correctly allocate each transaction within the proper stage and related expected loss calculation model. With reference to the calculation of expected credit loss, note that this amount is based on PD, LGD and EAD parameters adjusted, starting from the parameters used for regulatory and managerial purposes, in order to ensure consistency with accounting regulation.

The Bank regularly monitors the portfolio development and the impairments coverage ratio, which is regularly reported to the senior management and to the Management Board. The Bank also performs monitoring on a single client level, for those clients whose payments are overdue. To identify which department is dealing with a specific client, the Bank has adopted three statuses based on riskiness and related activities, namely:

- The “Watch Loan” status means that the client is still performing but may be endangered according to different warning signals criteria. In such cases, specific action plans are required by the Credit Underwriting unit and set up and executed by the business units.
- The »Restructuring« status: In such a case, the Bank attempts to restructure the exposure towards the client with the aim to bring the client back to a normal performing status, whereby any potential losses are to be minimized. This activity is led by the Restructuring and Workout unit and is assisted by the business units.
- The “Work-out” status: This status means that the contract with the client has been cancelled and the Restructuring and Workout unit is responsible for the recovery via legal execution possibilities.

Purchased or Originated Credit Impaired (“POCI”)

POCI are credit exposures that are already impaired on initial recognition. Consequently, every purchase of credit assets of Non Performing obligors or significant new origination done on obligors already in Non-Performing status, considering the full alignment between impaired status and Non-Performing one, shall be considered as POCI Assets (though, in general, POCI classification is a result of the restructuring of impaired exposures which has led to the provision of significant new finance, either in absolute or in relative terms, compared with the amount of the original exposure).

In particular, the expected credit losses recorded at initial recognition within the carrying amount of the instrument are periodically reviewed based on the processes described in the previous paragraphs. The expected credit loss calculated for these credit exposures is always determined considering their residual life, and such exposures are usually allocated into Stage 3, or in Stage 2 if, as a result of an improvement in the credit rating of the counterparty following the initial recognition, the assets are performing. These assets are never classified in Stage 1

Risk Report

because the expected credit loss must always be calculated considering a time horizon equal to the residual duration. The Bank has no POCIs as of 31 December 2022.

Impairment and provisioning policies

The Credit Risk Management, Measurement and Control processes are a foundation for the calculation of impairment of Loans and debt securities classified as financial assets at amortised cost, financial assets at fair value through comprehensive income and relevant off-balance sheet exposures as required by IFRS 9.

For this purpose, the calculation of impairment in accordance with the expected credit losses is based on two main pillars:

1. The stage allocation of credit exposure;
2. The associated calculation of expected credit loss.

The outcome of the Stage allocation drives the calculation of impairment. In fact, for exposures in Stage 1, the impairment is equal to the expected loss calculated over a time horizon of up to one year. For exposures in Stages 2 or 3, the impairment is equal to the expected loss calculated over a time horizon corresponding to the entire life of the exposure.

The main adjustments performed to the parameters used for regulatory and managerial purposes include those adjustments needed to get to the calculation of a point-in-time and forward-looking expected credit loss as well as those needed to include multiple scenarios.

The expected credit loss (either one year or lifetime depending on the stage) considers “forward looking” information and macroeconomic forecasts under the baseline scenario through a direct adjustment of the credit risk parameters while the multiple scenarios effect is captured through the application of an overlay factor directly applied to the expected credit loss.

The process defined to include macroeconomic scenarios is fully consistent with macroeconomic forecast processes used by the Group for additional risk management objectives (as for example processes adopted to calculate expected credit losses from macroeconomic forecasts based on EBA stress test and ICAAP Framework) and also takes advantage of the independent UniCredit Research function. The starting point is therefore fully aligned while the application is differentiated in order to comply with different requirements using internal scenarios.

In particular, the EBA has defined “Non-Performing” exposures as the ones that meet one or both of the following criteria:

- Material exposures more than 90 days past due;
- Exposures for which the bank assesses it is unlikely that the debtor would pay in full their credit obligations without recurring to enforcement and realisation of collaterals, regardless of past due exposures and the number of days the exposure is past due.

For exposures in Stage 3, the Bank uses two approaches and methodologies for impairment losses – individual and portfolio approach.

Impairment allowances on financial assets representing individually significant past due exposures to legal entities are evaluated individually, based on best estimate of the present value of expected cash flows, while for private individuals’ segment impairments are assessed on a portfolio basis, based on the expected loss calculation. In estimating these cash flows, the Bank assesses counterparty’s financial situation, past repayment discipline and repayment schedules. Monthly assessment represents a basis for the booking of impairments; the procedure is covered by the guidelines and is supported by IT solutions.

The Bank assesses specific impairments using individual approach (on a client or transaction level) by taking into consideration the following:

- When estimating these cash flows, the Bank evaluates counterparty’s financial situation, past repayment discipline and repayment pattern;
- Eventual cancellation of loan contracts or conditions;
- Bankruptcy or any other legal proceedings that can result in a loss for the Bank;
- Information that might have an impact on received repayments to the Bank.

The Bank's on balance amount by internal credit risk rating grades and stages – Cash balances excluded

EUR '000	31/12/2022				31/12/2021			
	Stage 1	Stage 2	Stage 3	Total	Stage 1	Stage 2	Stage 3	Total
	12-month ECL	Lifetime ECL	Lifetime ECL		12-month ECL	Lifetime ECL	Lifetime ECL	
1	446,046	10	-	446,056	507,077	12,495	-	519,570
2	317,043	900	-	317,943	263,489	43,389	-	306,877
3	302,933	25,485	-	328,417	463,340	53,953	-	517,293
4	350,451	134,082	-	484,532	317,519	141,168	-	458,687
5	381,661	103,458	-	485,119	121,083	105,959	-	227,043
6	106,870	118,402	-	225,272	46,310	51,792	-	98,102
7	17,570	53,520	-	71,090	5,560	18,410	-	23,971
8	4,251	9,885	-	14,136	698	19,315	-	20,013
Doubtful and default	-	-	38,733	38,733	-	-	59,002	59,002
Not rated	65,135	5,722	-	70,857	55,599	2,336	-	57,935
Total on-balance	1,991,959	451,464	38,733	2,482,156	1,780,675	448,815	59,002	2,288,492
Loss allowance	(5,950)	(14,357)	(22,576)	(42,883)	(4,009)	(8,302)	(44,216)	(56,527)
Carrying amount	1,986,009	437,107	16,157	2,439,273	1,781,932	445,609	71,142	2,298,684

Please note that the above credit exposure is expressed in terms of gross values. Presented are the following on-balance sheet items within the Statement of Financial Position: Cash balances with the Central Bank and demand deposits at banks, Non-trading financial assets mandatorily at fair value through profit or loss, Loans, financial assets at amortised cost and Debt securities measured at fair value through other comprehensive income.

The Bank's off-balance amount by internal credit risk rating grades and stages – including guarantees, committed credit s and overdrafts

EUR '000	31/12/2022				31/12/2021			
	Stage 1	Stage 2	Stage 3	Total	Stage 1	Stage 2	Stage 3	Total
	12-month ECL	Lifetime ECL	Lifetime ECL		12-month ECL	Lifetime ECL	Lifetime ECL	
1	62,843	402	-	63,245	45,060	1,040	-	46,102
2	113,666	6,093	-	119,760	98,243	141,510	-	239,753
3	374,981	29,390	-	404,371	316,636	52,724	-	369,360
4	190,785	52,183	-	242,968	166,813	48,852	-	215,665
5	128,849	37,372	-	166,221	66,945	50,856	-	117,801
6	18,369	43,609	-	61,977	50,014	26,551	-	76,565
7	4,076	6,516	-	10,592	4,720	6,862	-	11,583
8	439	500	-	939	37	1,519	-	1,554
Doubtful and default	-	-	2,101	2,101	-	-	9,130	9,130
Not rated	19,886	2,282	-	22,168	18,686	11,617	-	30,304
Total off-balance	913,895	178,347	2,101	1,094,343	767,154	341,532	9,130	1,117,816
Loss allowance	(1,073)	(1,091)	(1,990)	(4,154)	(533)	(657)	(4,912)	(6,102)
Carrying amount	912,822	177,256	111	1,090,189	766,621	340,875	4,218	1,111,714

Please note that the above credit exposure is expressed in terms of off-balance values. Presented are the following off-balance sheet items within the Statement of Financial Position: Guarantees, Committed credit and overdraft lines.

Risk Report

The Bank's on-balance amount by internal credit risk rating grades and stages - including loans to Banks, debt securities at Amortized cost and Debt securities at Fair value

EUR '000	31/12/2022				31/12/2021			
	Stage 1 12-month ECL	Stage 2 Lifetime ECL	Stage 3 Lifetime ECL	Total	Stage 1 12-month ECL	Stage 2 Lifetime ECL	Stage 3 Lifetime ECL	Total
1	255,738	-	-	255,738	247,690	-	-	247,690
2	1	-	-	1	176	0	-	176
3	64,637	8	-	64,645	53,674	5	-	53,679
4	-	1	-	1	-	-	-	-
5	349	-	-	349	-	-	-	-
6	-	-	-	-	-	-	-	-
7	-	-	-	-	-	-	-	-
8	-	-	-	-	-	-	-	-
Doubtful and default	-	-	-	-	-	-	-	-
Not rated	52,399	-	-	52,399	48,206	-	-	48,206
Total off-balance	373,123	10	-	373,133	349,745	6	-	349,751
Loss allowance	(13)	(0)	-	(13)	(8)	(0)	-	(8)
Carrying amount	373,110	10	-	373,120	349,737	6	-	349,743

The Bank's off-balance amount by internal credit risk rating grades and stages - including loans to Banks, debt securities at Amortized cost and Debt securities at Fair value

EUR '000	31/12/2022				31/12/2021			
	Stage 1 12-month ECL	Stage 2 Lifetime ECL	Stage 3 Lifetime ECL	Total	Stage 1 12-month ECL	Stage 2 Lifetime ECL	Stage 3 Lifetime ECL	Total
1	-	-	-	-	-	-	-	-
2	22,204	1,854	-	24,058	22,683	137,266	-	159,949
3	101,595	1,036	-	102,631	217,027	226	-	217,253
4	8,071	-	-	8,071	1,092	-	-	1,092
5	169	-	-	169	-	44	-	44
6	-	-	-	-	-	-	-	-
7	-	-	-	-	-	-	-	-
8	-	-	-	-	-	-	-	-
Doubtful and default	-	-	-	-	-	-	-	-
Not rated	-	-	-	-	41	11,412	-	11,453
Total off-balance	132,038	2,891	-	134,929	240,843	148,948	-	389,791
Loss allowance	(19)	(2)	-	(21)	-	(1)	-	(1)
Carrying amount	132,019	2,889	-	134,907	240,843	148,947	-	389,790

The Bank's on-balance carrying amount by internal credit risk rating grades and stages - balances with the Corporate entities including all non-banking sectors except Private and Micro business customers (including loans to customers and other financial assets measured at AC)

EUR '000	31/12/2022				31/12/2021			
	Stage 1 12-month ECL	Stage 2 Lifetime ECL	Stage 3 Lifetime ECL	Total	Stage 1 12-month ECL	Stage 2 Lifetime ECL	Stage 3 Lifetime ECL	Total
1	190.306	10	-	190.316	241.898	7.992	-	249.890
2	317.030	884	-	317.914	189.231	19.792	-	209.023
3	170.615	1.596	-	172.210	209.380	17.854	-	227.234
4	137.477	73.309	-	210.785	81.015	14.833	-	95.847
5	116.675	24.610	-	141.285	67.998	74.741	-	142.739
6	27.862	94.439	-	122.301	92.588	37.686	-	130.273
7	1.751	38.429	-	40.180	2.660	7.380	-	10.040
8	10	652	-	662	5	1.957	-	1.963
Doubtful and default	-	-	20.106	20.106	-	-	26.964	26.964
Not rated	5.745	1.556	-	7.301	218	1.448	-	1.665
Total on-balance	967.470	235.485	20.106	1.223.061	884.992	183.682	26.964	1.095.638
Loss allowance	(3.939)	(9.180)	(10.858)	(23.977)	(2.633)	(3.741)	(22.560)	(28.935)
Carrying amount	963.531	226.305	9.248	1.199.084	882.359	179.941	4.403	1.066.703

The Bank's off-balance carrying amount by internal credit risk rating grades and stages - balances with the Corporate entities including all non-banking sectors except Private and Micro business customers

EUR '000	31/12/2022				31/12/2021			
	Stage 1 12-month ECL	Stage 2 Lifetime ECL	Stage 3 Lifetime ECL	Total	Stage 1 12-month ECL	Stage 2 Lifetime ECL	Stage 3 Lifetime ECL	Total
1	62,836	396	-	63,232	44,436	601	-	45,038
2	91,374	4,194	-	95,568	73,806	2,747	-	76,553
3	270,905	26,789	-	297,694	96,070	50,773	-	146,843
4	174,526	49,323	-	223,849	155,566	44,948	-	200,514
5	115,922	35,054	-	150,976	61,255	50,120	-	111,375
6	12,624	42,883	-	55,507	46,102	26,016	-	72,118
7	2,905	5,994	-	8,898	4,367	6,275	-	10,643
8	18	368	-	386	29	1,372	-	1,400
Doubtful and default	-	-	1,919	1,919	-	-	8,930	8,930
Not rated	1,433	2,026	-	3,458	884	164	-	1,049
Total off-balance	732,541	167,027	1,919	901,487	482,515	183,016	8,930	674,461
Loss allowance	(569)	(872)	(1,811)	(3,252)	(341)	(540)	(4,730)	(5,611)
Carrying amount	731,972	166,155	108	898,235	482,174	182,476	4,200	668,850

Segmentation in this table to private and small business customers does not correspond to segmentation in Note 5.4 given that Micro business in this presentation is included in Retail segment, while in note 5.4 it is included in corporates.

Risk Report

The Bank's on-balance carrying amount by internal credit risk rating grades and stages - balances with the Retail customers (Private and Micro business customers)

EUR '000	31/12/2022				31/12/2021			
	Stage 1 12-month ECL	Stage 2 Lifetime ECL	Stage 3 Lifetime ECL	Total	Stage 1 12-month ECL	Stage 2 Lifetime ECL	Stage 3 Lifetime ECL	Total
1	2	0	-	2	17,489	4,503	-	21,991
2	13	15	-	29	74,082	23,596	-	97,678
3	67,681	23,881	-	91,562	119,818	36,094	-	155,911
4	212,974	60,773	-	273,747	255,289	126,335	-	381,624
5	264,636	78,848	-	343,485	53,101	31,218	-	84,320
6	79,008	23,963	-	102,971	15,390	14,106	-	29,496
7	15,819	15,091	-	30,910	2,900	11,031	-	13,931
8	4,241	9,233	-	13,473	693	17,358	-	18,050
Doubtful and default	-	-	18,627	18,627	-	-	32,038	32,038
Not rated	6,991	4,166	-	11,157	7,175	889	-	8,064
Total off-balance	651,366	215,970	18,627	885,963	545,938	265,129	32,038	843,105
Loss allowance	(1,998)	(5,177)	(11,718)	(18,893)	(1,368)	(4,559)	(21,656)	(27,583)
Carrying amount	649,368	210,793	6,909	867,069	544,570	260,570	10,382	815,522

The Bank's off-balance carrying amount by internal credit risk rating grades and stages - balances with the Retail customers (Private and Micro business customers)

EUR '000	31/12/2022				31/12/2021			
	Stage 1 12-month ECL	Stage 2 Lifetime ECL	Stage 3 Lifetime ECL	Total	Stage 1 12-month ECL	Stage 2 Lifetime ECL	Stage 3 Lifetime ECL	Total
1	7	6	-	14	624	439	-	1,064
2	88	45	-	133	1,754	1,497	-	3,251
3	2,481	1,564	-	4,046	3,539	1,725	-	5,264
4	8,189	2,860	-	11,049	10,155	3,904	-	14,059
5	12,759	2,317	-	15,076	5,690	692	-	6,382
6	5,745	726	-	6,471	3,912	535	-	4,447
7	1,171	522	-	1,694	353	587	-	940
8	421	132	-	553	8	147	-	154
Doubtful and default	-	-	183	183	-	-	200	200
Not rated	18,453	256	-	18,709	17,761	41	-	17,802
Total off-balance	49,316	8,429	183	57,928	43,796	9,568	200	53,564
Loss allowance	(486)	(217)	(179)	(881)	(192)	(107)	(182)	(481)
Carrying amount	48,830	8,212	4	57,047	43,604	9,461	18	53,083

Credit assets are classified and reported as non-performing if one or more of the default criteria under the Basel II are met: full repayment unlikely, interest or principal payments on a material exposure more than 90 days past due, restructuring resulting in a loss to the lender, realization of a loan loss, or opening of bankruptcy proceedings. These advances are classified and reported under non-performing assets.

Loan loss provisions in the Bank covered 58.3 % (74.9 % in 2021) of reported non-performing (NPL) assets, which is classified as 90 days past due or fulfil any other criteria for defaulted credit exposure. Coverage for NPL assets is calculated as on balance stock of loss allowance divided with on balance exposure. As of 31 December 2022, the value of NPLs decreased by 20 million EUR or by 34.4 % to 39 million EUR (59 million EUR as of 31 December 2021), mainly due to NPL portfolio sale (held for sale loans). Loan loss provisions for non-performing loans decreased by 21.6 million EUR or by 48.9 % to 22.6 million EUR (44.2 million EUR 31 December 2021).

Portfolio quality

The Bank's performing exposure based on days past due classification – financial assets at amortised cost (loans to banks, non-banks customers and other financial assets)

EUR '000	31/12/2022		31/12/2021	
	Exposure	Loss allowance	Exposure	Loss allowance
Performing loans	2,079,970	(20,209)	1,919,576	(12,168)
Overdue receivables up to 29 days	54,639	(27)	12,613	(96)
Overdue receivables from 30 to 59 days	239	(7)	658	(57)
Overdue receivables from 60 to 89 days	438	(57)	769	(38)
Total	2,135,286	(20,300)	1,933,596	(12,304)

The Bank's performing exposure based on days past due classification – Loans at amortised cost to Banks

EUR '000	31/12/2022		31/12/2021	
	Exposure	Loss allowance	Exposure	Loss allowance
Performing loans	13,124	(4)	53,855	(2)
Overdue receivables up to 29 days	51,872	(2)	-	-
Overdue receivables from 30 to 59 days	-	-	-	-
Overdue receivables from 60 to 89 days	-	-	-	-
Total	64,995	(6)	53,855	(2)

Please note, that overdue receivables from bank up to 29 days relates to group propagation effect. The receivables have been settled shortly after the reporting date.

The Bank's performing exposure based on days past due classification – balances with Corporate entities including all non-banking sectors except Private and Small business customers

EUR '000	31/12/2022		31/12/2021	
	Exposure	Loss allowance	Exposure	Loss allowance
Performing loans	1,200,925	(13,073)	1,056,990	(6,304)
Overdue receivables up to 29 days	1,704	(4)	11654	(69)
Overdue receivables from 30 to 59 days	1	(0)	30	(2)
Overdue receivables from 60 to 89 days	326	(42)	-	-
Total	1,202,955	(13,119)	1,068,674	(6,375)

The Bank's performing exposure based on days past due classification – balances with Private customers and Small Business clients

EUR '000	31/12/2022		31/12/2021	
	Exposure	Loss allowance	Exposure	Loss allowance
Performing loans	865,922	(7,132)	808,731	(5,862)
Overdue receivables up to 29 days	1,063	(21)	959	(27)
Overdue receivables from 30 to 59 days	239	(7)	628	(55)
Overdue receivables from 60 to 89 days	112	(15)	749	(38)
Total	867,336	(7,175)	811,067	(5,927)

Please note that the above credit exposure is expressed in terms of gross values. Presented are the following on-balance sheet items within the Statement of Financial Position: Cash balances with the Central Bank and demand deposits at banks, Non-trading financial assets mandatorily at fair value through profit or loss, Loans and financial assets at amortised cost and Debt securities measured at fair value through other comprehensive income.

For internal purposes the impaired loans are divided into the following categories:

- Non-performing (Bank of Italy class Bad) – formally impaired loans, being exposed to insolvent borrowers, even if the insolvency has not been recognized in a court of law, or borrowers in a similar situation. The measurement is performed on a loan-by-loan or portfolio basis.
- Doubtful (Bank of Italy class Unlikely to pay other than Bad (UTP)) – exposure to borrowers experiencing temporary difficulties, which the Bank

Risk Report

believes may be overcome within a reasonable period. Doubtful loans are valued on a loan-by-loan basis or portfolio basis.

- Past-due (Bank of Italy Past Due) – total exposure to any borrower not included in other categories, which at the balance-sheet date has expired facilities or unauthorized overdrafts that are more than 90 days and less than 180 days past due.

Bank's impaired loans

EUR '000 Class	31/12/2022		31/12/2021	
	Exposure	Loss allowance	Exposure	Loss allowance
Past-due	2,436	(1,582)	5,795	(3,173)
Unlikely to pay	28,452	(13,891)	24,126	(14,181)
Bad	7,845	(7,103)	29,081	(26,862)
Total	38,733	(22,576)	59,002	(44,216)

Bank's impaired loans– exposure to Corporate entities

EUR '000 Class	31/12/2022		31/12/2021	
	Exposure	Loss allowance	Exposure	Loss allowance
Past-due	2	(2)	424	(424)
Unlikely to pay	17,919	(8,683)	12,116	(7,746)
Bad	2,185	(2,173)	14,424	(14,391)
Total	20,106	(10,858)	26,964	(22,560)

Bank's impaired loans– exposure to Retail clients (Private customers and Micro business clients)

EUR '000 Class	31/12/2022		31/12/2021	
	Exposure	Loss allowance	Exposure	Loss allowance
Past-due	2,434	(1,580)	5,371	(2,749)
Unlikely to pay	10,533	(5,208)	12,010	(6,436)
Bad	5,660	(4,930)	14,657	(12,471)
Total	18,627	(11,718)	32,038	(21,656)

Macroeconomic drivers of loss

IFRS 9 requires that ECL is measured in a way that reflects an unbiased and probability-weighted amount, which is determined by evaluating a range of possible outcomes. The ECL should include information about past events, current conditions, and forecasts of future economic conditions.

The selection of macroeconomic parameters required and their use in models is determined as part of the Model Development and Governance function for the IFRS 9 models. The following macroeconomic variables are used in the IFRS 9 models and consequently incorporated in the determination of ECL:

- Real GDP (yoy percentage change);
- Consumer price index (yoy, eop and yoy, average);
- Nominal wage (monthly, nominal EUR);
- Unemployment rate (%);
- Interest rates (10y, %);
- House price index (yoy percentage change).

Three scenarios are usually used to reflect a representative sample of possible outcomes (i.e. baseline, downside, and upside scenarios). In the current macroeconomic situation baseline and downside scenarios are considered with probability being 60 % and 40 % respectively, while average scenario is used for staging allocation.

Macroeconomic drivers of loss according to macroeconomic scenarios

	2022	2023	2024	2025
Real GDP, yoy % change				
Baseline	6.0	1.0	3.0	2.8
Negative scenario	6.0	-5.4	3.5	3.0
Inflation (CPI) yoy (%), eop				
Baseline	9.4	5.0	3.5	2.0
Negative scenario	9.4	6.8	3.3	2.5
Inflation (CPI) yoy (%), average				
Baseline	8.7	5.7	4.2	2.8
Negative scenario	8.7	9.2	4.5	3.1
Monthly wage, nominal EUR				
Baseline	1.931	1.992	2.094	2.182
Negative scenario	1.931	1.899	2.122	2.204
Unemployment rate, %				
Baseline	4.2	4.1	4.0	4.0
Negative scenario	4.2	5.5	5.0	4.9
Long-term interest rates 10y (%)				
Baseline	3.20	2.60	2.55	2.55
Negative scenario	3.20	2.60	2.55	2.55
House price index, yoy % change				
Baseline	16.0	6.0	4.0	4.0
Negative scenario	16.0	0.2	4.0	4.0

Multiple scenarios

The IFRS 9 macroeconomic scenario was updated as of 31 December 2022. The Baseline scenario (so called “Mild Recession” weighted at 60 %), which reflects the expectations considered most likely concerning macroeconomic trends, was defined and combined with the Downturn Scenario (so called “Severe Recession” weighted at 40 %), that reflects a downward forecast of the macroeconomic parameters and consequently in the expected profitability of the business.

The sensitivity of IFRS 9 ECL to scenarios change is estimated by comparing the ECL calculated alternatively weighting at 100 % the adverse and baseline scenarios. In details, compared to the baseline, the ECL would increase by about 9 % equivalent to around 6 million EUR in the adverse scenario.

Moreover, the sensitivity of ECL to GDP variations embedded in different scenarios was also estimated as the ratio of:

- The difference between ECL estimated under the alternative and the baseline scenario;
- The GDP points deviations (on 3 years cumulative basis) between alternative and baseline scenarios respectively.

The implied assumptions are:

- GDP forecast (over 3 years) is assumed to be the most relevant economic factor as indicator of scenario severity;
- GDP is considered for the calculation of the respective sensitivity.

Risk Report

The results considering the current IFRS 9 scenarios and portfolio shows that for 1 point of GDP drop (cumulated over 3 years) the ECL is estimated to increase by 2 %.

ECL Sensitivity to GDP drop

Cumulated GDP		ECL Amount (EUR / mln)		ECL Difference vs Baseline	% ECL Difference vs Baseline	ECL Sensitivity vs 3-year cumulated GDP (in monetary terms)	% ECL Sensitivity vs 3-year cumulated GDP
Baseline	Negative	Baseline	Negative	Negative	Negative	For 1 GDP point drop (3-year cumulated basis)	For 1 GDP point drop (3-year cumulated basis)
7.0	0,9	67	73	6	9 %	1	2 %

Analysis of financial instruments by staging

The changes in the loss allowances and the reasons for them are disclosed by stages at the Bank level by the following financial instruments:

- Cash balances with the Central Bank and demand deposits at banks;
- Debt securities measured at amortised cost;
- Debt securities measured at fair value through other comprehensive income;
- Loans and advances to banks measured at amortised cost;
- Loans and advances to customers measured at amortised cost and
- Financial assets at amortised cost presented within assets held for sale.

The tables below provide detailed analysis of financial instruments described above by staging. Gross carrying amounts are shown gross of ECL.

Cash balances with the Central Bank and demand deposits at banks

The following tables analyse the Bank's loss allowance and carrying amount of cash, cash balances with the Central Bank and demand deposits at banks in accordance with IFRS 9.

The Bank's loss allowance – cash balances with the Central Bank and demand deposits at banks

EUR '000	Stage 1 12-month ECL	Stage 2 Lifetime ECL	Stage 3 Lifetime ECL	Total
Loss allowance as of 31/12/2022	(2)	(0)	-	(2)
Changes in the loss allowance	-	-	-	-
Transfer to stage 1	-	-	-	-
Transfer to stage 2	0	(0)	-	-
Transfer to stage 3	-	-	-	-
Increase due to change in credit risk	(1)	(0)	-	(1)
Decrease due to change in credit risk	1	0	-	1
Changes due to modifications that did not result in derecognition	-	-	-	-
Write-offs	-	-	-	-
New financial assets originated	(1)	(0)	-	(1)
Financial assets that have been derecognised	0	0	-	0
Changes in models/risk parameters	(0)	(0)	-	(0)
Foreign exchange and other movements	(0)	(0)	-	(0)
Loss allowances as of 31/12/2022	(2)	(1)	-	(3)

EUR '000	Stage 1 12-month ECL	Stage 2 Lifetime ECL	Stage 3 Lifetime ECL	Total
Loss allowance as of 31/12/2021	(3)	(0)	-	(4)
Changes in the loss allowance	-	-	-	-
Transfer to stage 1	-	-	-	-
Transfer to stage 2	0	(0)	-	-
Transfer to stage 3	-	-	-	-
Increase due to change in credit risk	(2)	(0)	-	(2)
Decrease due to change in credit risk	0	0	-	0
Changes due to modifications that did not result in derecognition	-	-	-	-
Write-offs	-	-	-	-
New financial assets originated	(0)	(0)	-	(0)
Financial assets that have been derecognised	1	0	-	1
Changes in models/risk parameters	3	(0)	-	3
Foreign exchange and other movements	(0)	(0)	-	(0)
Loss allowances as of 31/12/2021	(2)	(0)	-	(2)

The Bank's gross carrying amount – cash balances with the Central Bank and demand deposits at

EUR '000	Stage 1 12-month ECL	Stage 2 Lifetime ECL	Stage 3 Lifetime ECL	Total
Gross carrying amount as of 31/12/2021	731,589	12,054	-	743,643
Changes in the gross carrying amount	-	-	-	-
Transfer to stage 1	-	-	-	-
Transfer to stage 2	(592)	592	-	-
Transfer to stage 3	-	-	-	-
Changes due to modifications that did not result in derecognition	-	-	-	-
Write-offs	-	-	-	-
New financial assets originated	574,621	3,536	-	578,157
Financial assets that have been derecognised	-	-	-	-
Other changes	(579,863)	(4,458)	-	(584,321)
Gross carrying amount as of 31/12/2022	725,755	11,723	-	737,478

EUR '000	Stage 1 12-month ECL	Stage 2 Lifetime ECL	Stage 3 Lifetime ECL	Total
Gross carrying amount as of 31/12/2020	761.099	17.145	-	778.244
Changes in the gross carrying amount	-	-	-	-
Transfer to stage 1	-	-	-	-
Transfer to stage 2	(3)	3	-	-
Transfer to stage 3	-	-	-	-
Changes due to modifications that did not result in derecognition	-	-	-	-
Write-offs	-	-	-	-
New financial assets originated	67.351	249	-	67.600
Financial assets that have been derecognised	(55.210)	(5.348)	-	(60.558)
Other changes	(41.648)	4	-	(41.643)
Gross carrying amount as of 31/12/2021	731.589	12.054	-	743.643

The item "Other changes" in the tables above contains gross exposure changes on items that were neither derecognized nor experienced a stage change during the observation period. Other changes include changes due to the repayment of contractual obligations and changes in contractual exposures.

Risk Report

The Bank's gross carrying amount by internal credit risk rating grades and stages – cash balances with the Central Bank and demand deposits at banks

EUR '000	31/12/2022				31/12/2021			
	Stage 1 12-month ECL	Stage 2 Lifetime ECL	Stage 3 Lifetime ECL	Total	Stage 1 12-month ECL	Stage 2 Lifetime ECL	Stage 3 Lifetime ECL	Total
1	110,795	7,202	-	117,997	697,538	1,813	-	699,351
2	-	1,725	-	1,725	-	7,257	-	7,257
3	42,775	2,790	-	45,565	33,808	2,984	-	36,792
4	24	-	-	24	146	-	-	146
5	97	-	-	97	97	-	-	97
6	-	-	-	-	-	-	-	-
7	-	-	-	-	-	-	-	-
8	-	7	-	7	-	-	-	-
Doubtful and default	-	-	-	-	-	-	-	-
Not rated	572,064	-	-	572,064	-	-	-	-
Total gross carrying	725,755	11,723	-	737,478	731,589	12,054	-	743,643
Loss allowance	(2)	(1)	-	(3)	(2)	(0)	-	(2)
Carrying amount	725,753	11,723	-	737,476	731,588	12,053	-	743,641

Debt securities measured at FVTOCI

The following tables analyse the Bank's loss allowance and carrying amount of debt securities measured at FVTOCI in accordance with IFRS 9.

The Bank's loss allowance – debt securities measured at FVTOCI

EUR '000	Stage 1 12-month ECL	Stage 2 Lifetime ECL	Stage 3 Lifetime ECL	Total
Loss allowance as of 31/12/2021	(5)	-	-	(5)
Changes in the loss allowance	-	-	-	-
Transfer to stage 1	-	-	-	-
Transfer to stage 2	-	-	-	-
Transfer to stage 3	-	-	-	-
Increase due to change in credit risk	(1)	-	-	(1)
Decrease due to change in credit risk	1	-	-	1
Changes due to modifications that did not result in derecognition	-	-	-	-
Write-offs	-	-	-	-
New financial assets originated	(1)	-	-	(1)
Financial assets that have been derecognised	0	-	-	0
Changes in models/risk parameters	(1)	-	-	(1)
Foreign exchange and other movements	-	-	-	-
Loss allowances as of 31/12/2022	(6)	-	-	(6)

EUR '000	Stage 1 12-month ECL	Stage 2 Lifetime ECL	Stage 3 Lifetime ECL	Total
Loss allowance as of 31/12/2020	(34)	-	-	(34)
Changes in the loss allowance	-	-	-	-
Transfer to stage 1	-	-	-	-
Transfer to stage 2	-	-	-	-
Transfer to stage 3	-	-	-	-
Increase due to change in credit risk	(11)	-	-	(11)
Decrease due to change in credit risk	0	-	-	0
Changes due to modifications that did not result in derecognition	-	-	-	-
Write-offs	-	-	-	-
New financial assets originated	(1)	-	-	(1)
Financial assets that have been derecognised	20	-	-	20
Changes in models/risk parameters	21	-	-	21
Foreign exchange and other movements	-	-	-	-
Loss allowances as of 31/12/2021	(5)	-	-	(5)

The Bank's gross carrying amount – debt securities measured at FVTOCI

EUR '000	Stage 1 12-month ECL	Stage 2 Lifetime ECL	Stage 3 Lifetime ECL	Total
Fair Value amount as of 31/12/2021	262,542	-	-	262,542
Changes in the gross carrying amount	-	-	-	-
Transfer to stage 1	-	-	-	-
Transfer to stage 2	-	-	-	-
Transfer to stage 3	-	-	-	-
Changes due to modifications that did not result in derecognition	-	-	-	-
Write-offs	-	-	-	-
New financial assets originated	38,173	-	-	38,173
Financial assets that have been derecognised	(43,998)	-	-	(43,998)
Other changes	18,031	-	-	18,031
Fair Value amount as of 31/12/2022	274,748	-	-	274,748

EUR '000	Stage 1 12-month ECL	Stage 2 Lifetime ECL	Stage 3 Lifetime ECL	Total
Fair Value amount as of 31/12/2020	301.737	-	-	301.737
Changes in the gross carrying amount	-	-	-	-
Transfer to stage 1	-	-	-	-
Transfer to stage 2	-	-	-	-
Transfer to stage 3	-	-	-	-
Changes due to modifications that did not result in derecognition	-	-	-	-
Write-offs	-	-	-	-
New financial assets originated	27.351	-	-	27.351
Financial assets that have been derecognised	(87.518)	-	-	(87.518)
Other changes	20.972	-	-	20.972
Fair Value amount as of 31/12/2021	262.542	-	-	262.542

The item "Other changes" in the tables above contains gross exposure changes on items that were neither derecognized nor experienced a stage change during the observation period. Other changes include changes due to the repayment of contractual obligations and changes in contractual exposures.

Risk Report

The Bank's gross carrying amount by internal credit risk rating grades and stages – debt securities measured at FVTOCI

EUR '000	31/12/2022				31/12/2021			
	Stage 1	Stage 2	Stage 3	Total	Stage 1	Stage 2	Stage 3	Total
	12-month ECL	Lifetime ECL	Lifetime ECL		12-month ECL	Lifetime ECL	Lifetime ECL	
1	247,770	-	-	247,770	214,336	-	-	214,336
2	-	-	-	-	-	-	-	-
3	-	-	-	-	-	-	-	-
4	-	-	-	-	-	-	-	-
5	-	-	-	-	-	-	-	-
6	-	-	-	-	-	-	-	-
7	-	-	-	-	-	-	-	-
8	-	-	-	-	-	-	-	-
Doubtful and default	-	-	-	-	-	-	-	-
Not rated	26,979	-	-	26,979	48,206	-	-	48,206
Total gross carrying	274,748	-	-	274,748	262,542	-	-	262,542
Loss allowance	(7)	-	-	(7)	(5)	-	-	(5)
Carrying amount	274,742	-	-	274,742	262,537	-	-	262,537

The Bank's performing loans based on days past due classification – debt securities measured at FVTOCI

EUR '000	31/12/2022		31/12/2021	
	Exposure	Loss allowance	Exposure	Loss allowance
Performing loans	274,748	(7)	262,542	(5)
Overdue receivables up to 29 days	-	-	-	-
Overdue receivables from 30 to 59 days	-	-	-	-
Overdue receivables from 60 to 89 days	-	-	-	-
Total	274,748	(7)	262,542	(5)

Debt securities measured at AC

The following tables analyse the Bank's loss allowance and carrying amount of debt securities measured at AC in accordance with IFRS 9.

The Bank's loss allowance – debt securities measured at AC

EUR '000	Stage 1 12-month ECL	Stage 2 Lifetime ECL	Stage 3 Lifetime ECL	Total
Loss allowance as of 31/12/2021	(0)	-	-	(0)
Changes in the loss allowance	-	-	-	-
Transfer to stage 1	-	-	-	-
Transfer to stage 2	-	-	-	-
Transfer to stage 3	-	-	-	-
Increase due to change in credit risk	(0)	-	-	(0)
Decrease due to change in credit risk	-	-	-	-
Changes due to modifications that did not result in derecognition	-	-	-	-
Write-offs	-	-	-	-
New financial assets originated	-	-	-	-
Financial assets that have been derecognised	-	-	-	-
Changes in models/risk parameters	0	-	-	0
Foreign exchange and other movements	-	-	-	-
Loss allowances as of 31/12/2022	(0)	-	-	(0)

EUR '000	Stage 1 12-month ECL	Stage 2 Lifetime ECL	Stage 3 Lifetime ECL	Total
Loss allowance as of 31/12/2020	(1)	-	-	(1)
Changes in the loss allowance	-	-	-	-
Transfer to stage 1	-	-	-	-
Transfer to stage 2	-	-	-	-
Transfer to stage 3	-	-	-	-
Increase due to change in credit risk	(1)	-	-	(1)
Decrease due to change in credit risk	-	-	-	-
Changes due to modifications that did not result in derecognition	-	-	-	-
Write-offs	-	-	-	-
New financial assets originated	-	-	-	-
Financial assets that have been derecognised	-	-	-	-
Changes in models/risk parameters	1	-	-	1
Foreign exchange and other movements	-	-	-	-
Loss allowances as of 31/12/2021	(0)	-	-	(0)

The Bank's gross carrying amount – debt securities measured at AC

EUR '000	Stage 1 12-month ECL	Stage 2 Lifetime ECL	Stage 3 Lifetime ECL	Total
Gross carrying amount as of 31/12/2021	33,354	-	-	33,354
Changes in the gross carrying amount	-	-	-	-
Transfer to stage 1	-	-	-	-
Transfer to stage 2	-	-	-	-
Transfer to stage 3	-	-	-	-
Changes due to modifications that did not result in derecognition	-	-	-	-
Write-offs	-	-	-	-
New financial assets originated	-	-	-	-
Financial assets that have been derecognised	-	-	-	-
Other changes	35	-	-	35
Gross carrying amount as of 31/12/2022	33,389	-	-	33,389

EUR '000	Stage 1 12-month ECL	Stage 2 Lifetime ECL	Stage 3 Lifetime ECL	Total
Gross carrying amount as of 31/12/2020	33,318	-	-	33,318
Changes in the gross carrying amount	-	-	-	-
Transfer to stage 1	-	-	-	-
Transfer to stage 2	-	-	-	-
Transfer to stage 3	-	-	-	-
Changes due to modifications that did not result in derecognition	-	-	-	-
Write-offs	-	-	-	-
New financial assets originated	-	-	-	-
Financial assets that have been derecognised	-	-	-	-
Other changes	36	-	-	36
Gross carrying amount as of 31/12/2021	33,354	-	-	33,354

The item "Other changes" in the tables above contains gross exposure changes on items that were neither derecognized nor experienced a stage change during the observation period. Other changes include changes due to the repayment of contractual obligations and changes in contractual exposures.

Risk Report

The Bank's gross carrying amount by internal credit risk rating grades and stages – debt securities measured at AC

EUR '000	31/12/2022				31/12/2021			
	Stage 1	Stage 2	Stage 3	Total	Stage 1	Stage 2	Stage 3	Total
	12-month ECL	Lifetime ECL	Lifetime ECL		12-month ECL	Lifetime ECL	Lifetime ECL	
1	33,389	-	-	33,389	33,354	-	-	33,354
2	-	-	-	-	-	-	-	-
3	-	-	-	-	-	-	-	-
4	-	-	-	-	-	-	-	-
5	-	-	-	-	-	-	-	-
6	-	-	-	-	-	-	-	-
7	-	-	-	-	-	-	-	-
8	-	-	-	-	-	-	-	-
Doubtful and default	-	-	-	-	-	-	-	-
Not rated	-	-	-	-	-	-	-	-
Total gross carrying	33,389	-	-	33,389	33,354	-	-	33,354
Loss allowance	(0)	-	-	(0)	(0)	-	-	(0)
Carrying amount	33,389	-	-	33,389	33,354	-	-	33,353

The Bank's performing loans based on days past due classification – debt securities measured at AC

EUR '000	31/12/2022		31/12/2021	
	Exposure	Loss allowance	Exposure	Loss allowance
Performing loans	33,389	(0)	33,354	(0)
Overdue receivables up to 29 days	-	-	-	-
Overdue receivables from 30 to 59 days	-	-	-	-
Overdue receivables from 60 to 89 days	-	-	-	-
Total	33,389	(0)	33,354	(0)

Loans and advances to banks measured at amortised cost

The following tables analyse Bank's loss allowance and carrying amount of loans and advances to banks measured at amortised cost in accordance with IFRS 9.

The Bank's gross carrying amount by internal credit risk rating grades and stages – loans and advances to banks measured at amortised cost

EUR '000	31/12/2022				31/12/2021			
	Stage 1	Stage 2	Stage 3	Total	Stage 1	Stage 2	Stage 3	Total
	12-month ECL	Lifetime ECL	Lifetime ECL		12-month ECL	Lifetime ECL	Lifetime ECL	
1	0	-	-	0	-	-	-	-
2	1	1	-	1	176	0	-	176
3	64,637	8	-	64,645	53,674	5	-	53,679
4	-	-	-	-	-	-	-	-
5	349	-	-	349	-	-	-	-
6	-	-	-	-	-	-	-	-
7	-	-	-	-	-	-	-	-
8	-	-	-	-	-	-	-	-
Doubtful and default	-	-	-	-	-	-	-	-
Not rated	0	-	-	0	0	-	-	0
Total gross carrying	64,986	9	-	64,995	53,849	6	-	53,855
Loss allowance	(6)	(0)	-	(6)	(2)	(0)	-	(2)
Carrying amount	64,980	9	-	64,989	53,847	6	-	53,853

The Bank's performing loans based on days past due classification – loans and advances to banks measured at amortised cost

EUR '000 Days overdue	31/12/2022		31/12/2021	
	Exposure	Loss allowance	Exposure	Loss allowance
Performing loans	13,124	(4)	53,855	(2)
Overdue receivables up to 29 days	51,872	(2)	0	-
Overdue receivables from 30 to 59 days	-	-	-	-
Overdue receivables from 60 to 89 days	-	-	-	-
Total	64,995	(6)	53,855	(2)

Loans and advances to customers measured at amortised cost

The following tables analyse the Bank's loss allowance and carrying amount of loans and advances to customers measured at amortised cost in accordance with IFRS 9, held for sale loans and other financial assets measured at amortised cost excluded.

The Bank's loss allowance – loans and advances to customers measured at amortised cost

EUR '000	Stage 1 12-month ECL	Stage 2 Lifetime ECL	Stage 3 Lifetime ECL	Total
Loss allowance as of 31/12/2021	(4,001)	(8,299)	(43,980)	(56,280)
Changes in the loss allowance	-	-	-	-
Transfer to stage 1	(3,047)	3,029	18	0
Transfer to stage 2	375	(1,407)	1,032	-
Transfer to stage 3	58	146	(204)	-
Increase due to change in credit risk	(821)	(781)	(6,670)	(8,271)
Decrease due to change in credit risk	2,829	1,601	2,374	6,804
Changes due to modifications that did not result in derecognition	-	(0)	(9)	(9)
Write-offs	-	-	-	-
New financial assets originated	(2,576)	(4,967)	(1,331)	(8,874)
Financial assets that have been derecognised	1,468	778	25,746	27,993
Changes in models/risk parameters	(221)	(3,791)	685	(3,327)
Foreign exchange and other movements	(0)	(55)	(204)	(259)
Loss allowances as of 31/12/2022	(5,937)	(13,745)	(22,541)	(42,223)

EUR '000	Stage 1 12-month ECL	Stage 2 Lifetime ECL	Stage 3 Lifetime ECL	Total
Loss allowance as of 31/12/2020	(2,919)	(6,863)	(45,887)	(55,669)
Changes in the loss allowance	-	-	-	-
Transfer to stage 1	(711)	711	0	0
Transfer to stage 2	639	(950)	311	-
Transfer to stage 3	67	315	(382)	-
Increase due to change in credit risk	(1,122)	(1,867)	(2,659)	(5,648)
Decrease due to change in credit risk	1,475	3,457	7,908	12,840
Changes due to modifications that did not result in derecognition	-	(2)	8	7
Write-offs	0	0	1	1
New financial assets originated	(1,371)	(1,652)	(1,561)	(4,584)
Financial assets that have been derecognised	648	1,729	8,789	11,165
Changes in models/risk parameters	(706)	(3,135)	(10,319)	(14,161)
Foreign exchange and other movements	(0)	(41)	(189)	(230)
Loss allowances as of 31/12/2021	(4,001)	(8,299)	(43,980)	(56,280)

Please, note that the above tables represent the loss allowance dynamics net of the following categories: loss allowances related to loans classified as held for sale, loans written off with loss allowances booked in prior years, gains from individual sales and unwinding.

Risk Report

The Bank's gross carrying amount – loans and advances to customers measured at amortised cost

EUR '000	Stage 1 12-month ECL	Stage 2 Lifetime ECL	Stage 3 Lifetime ECL	Total
Gross carrying amount as of 31/12/2021	1,430,930	446,055	58,748	1,935,733
Changes in the gross carrying amount	-	-	-	-
Transfer to stage 1	142,068	(142,050)	(18)	0
Transfer to stage 2	(53,387)	55,608	(2,221)	(0)
Transfer to stage 3	(9,891)	(2,369)	12,260	-
Changes due to modifications that did not result in derecognition	-	0	9	9
Write-offs	-	-	-	-
New financial assets originated	520,707	148,236	2,210	671,154
Financial assets that have been derecognised	(280,830)	(59,915)	(27,902)	(368,648)
Other changes	(130,763)	(18,447)	(4,435)	(153,645)
Gross carrying amount as of 31/12/2022	1,618,835	427,119	38,649	2,084,604

EUR '000	Stage 1 12-month ECL	Stage 2 Lifetime ECL	Stage 3 Lifetime ECL	Total
Gross carrying amount as of 31/12/2020	1,365,887	408,377	63,784	1,838,048
Changes in the gross carrying amount	-	-	-	-
Transfer to stage 1	46,616	(46,616)	(0)	0
Transfer to stage 2	(98,705)	99,288	(584)	(0)
Transfer to stage 3	(2,756)	(8,842)	11,598	-
Changes due to modifications that did not result in derecognition	-	2	(8)	(7)
Write-offs	(0)	(0)	(1)	(1)
New financial assets originated	471,602	84,688	1,588	557,878
Financial assets that have been derecognised	(197,168)	(67,855)	(15,132)	(280,155)
Other changes	(154,547)	(22,987)	(2,497)	(180,031)
Gross carrying amount as of 31/12/2021	1,430,930	446,055	58,748	1,935,733

The item "Other changes" in the tables above contains gross exposure changes on items that were neither derecognized nor experienced a stage change during the observation period. Other changes include changes due to the sale of assets, repayment of contractual obligations and changes in contractual exposures.

The Bank's gross carrying amount by internal credit risk rating grades and stages – loans and advances to customers measured at amortised cost

EUR '000	31/12/2022				31/12/2021			
	Stage 1 12-month ECL	Stage 2 Lifetime ECL	Stage 3 Lifetime ECL	Total	Stage 1 12-month ECL	Stage 2 Lifetime ECL	Stage 3 Lifetime ECL	Total
1	190,308	8	-	190,308	259,387	12,471	-	271,858
2	317,043	874	-	317,917	263,313	43,186	-	306,499
3	238,296	25,112	-	263,408	329,197	53,635	-	382,832
4	350,451	134,065	-	484,516	336,304	141,128	-	477,432
5	381,311	103,451	-	484,762	121,100	105,952	-	227,052
6	106,870	118,398	-	225,268	107,978	51,775	-	159,753
7	17,570	33,249	-	50,819	5,560	18,312	-	23,873
8	4,251	9,884	-	14,135	698	19,312	-	20,010
Doubtful and default	-	-	38,649	38,649	-	-	58,748	58,748
Not rated	12,736	2,078	-	14,814	7,393	284	-	7,677
Total gross carrying	1,618,835	427,119	38,649	2,084,604	1,430,930	446,055	58,748	1,935,733
Loss allowance	(5,937)	(13,745)	(22,541)	(42,223)	(4,001)	(8,299)	(43,980)	(56,280)
Carrying amount	1,612,899	413,374	16,108	2,042,380	1,426,929	437,756	14,768	1,879,453

The Bank's performing loans based on days past due classification – loans and advances to customers measured at amortised cost

EUR '000	31/12/2022		31/12/2021	
	Exposure	Loss allowance	Exposure	Loss allowance
Performing loans	2,042,524	(19,593)	1,863,493	(11,251)
Overdue receivables up to 29 days	2,754	(25)	11,658	(49)
Overdue receivables from 30 to 59 days	239	(7)	1,805	(996)
Overdue receivables from 60 to 89 days	438	(57)	29	(4)
Total	2,045,954	(19,682)	1,876,985	(12,300)

The Bank's effect of modifications of contractual cashflows for loans and advances for customers at amortised cost

EUR '000	31/12/2022	31/12/2021
Financial assets (with loss allowance based on lifetime ECL) modified during the period		
Gross carrying amount before modification	3,627	10,281
Loss allowances before modification	-266	-808
Net amortised cost before modification	3,361	9,473
Net modification gain/loss (+/-)	9	-7
Net amortised cost after modification	3,370	9,467

EUR '000	31/12/2022	31/12/2021
Financial assets modified since initial recognition at a time when loss allowance was based on lifetime ECL		
Gross carrying amount of finance assets for which loss allowances has changed in the period from lifetime to 12-month ECL after modification	3,072	62

Risks, uncertainties and impacts of COVID-19 pandemic

To limit the effects of the restriction measures put in place to contain the COVID-19 pandemic, starting from the first half of 2020, the Bank has granted its customers debt moratoria measures. These measures have been granted following the approval of specific laws by the government. These moratoria measures generally allowed clients eligible for such kind of initiatives, to postpone the payment of instalments with the consequent increase in the maturity of the loan and the accrual of interests on the capital being postponed.

Risk Report

UniCredit Banka Slovenija d.d. moratoria portfolio overview as of 31 December 2022

As of 31 December 2022, the Bank had 37.4 million EUR gross amount of EBA-compliant moratoria loans and advances towards 578 obligors (2021: 52.5 million EUR gross amount, 749 obligors), of which the granted amount is 31.8 million EUR corresponding to 512 obligors (2020: 45.5 million EUR granted amount, 667 obligors). All the granted moratoria exposures have already expired.

Thereof, as of 31 December 2022, the granted amount is split as follows:

- Gross exposure towards Households ("HH") at 27.2 million EUR with the majority (app. 73 %) of it being collateralized by residential mortgage property (2021: 33.8 million EUR, app. 75 %);
- Gross exposure towards Non-Financial Corporations (NFCs) at 4.5 million EUR, whereas app. 45 % of the moratoria exposure towards NFCs is secured by commercial immovable property (2021: 11.6 million EUR, app. 45 %).

EUR '000	Number of obligors		Gross carrying amount				
	Of which: granted	Of which: granted	Of which: granted				Of which: expired
			Of which: legislative moratoria	Of which: subject to extended moratoria / extended COVID-19 related forbearance measures			
EBA-compliant moratoria loans and advances	578	512	37,447	31,807	31,807	2,688	31,807
of which: Households	528	472	30,496	27,235	27,235	2,685	27,235
of which: Collateralised by residential immovable property	280	246	22,840	19,775	19,775	2,041	19,775
of which: Non-financial corporations	50	40	6,951	4,572	4,572	3	4,572
of which: Small and Medium-sized Enterprises	43	37	3,810	3,217	3,217	3	3,217
of which: Collateralised by commercial immovable property	22	14	4,285	2,052	2,052	-	2,052
Other loans and advances with COVID-19 related forbearance measures	75	75	19,179	19,179	-	5,173	19,179
of which: Households			2,960	2,960	-	1,806	2,960
of which: Non-financial corporations			16,219	16,219	-	3,366	16,219

Conflict between Russia and Ukraine

One of the most relevant risks that emerged during 2022 derives from the ongoing Russian conflict with Ukraine. The latter was reflected in the imposition of severe sanctions against Russia by the United States and Western countries, which had negative consequences on inflation, market volatility, energy costs, particularly relevant for the European countries. In addition, the following effects have to be considered:

- 1) Threats to food security of in the Middle East, North Africa, and Western and Central Asia;
- 2) Energy policy shift towards secure access and source diversification;
- 3) Intensification of race for critical materials, equipment, and commodities;
- 4) Effects on financial system;
- 5) Cyber risk increase;
- 6) Massive humanitarian crisis related to significant migratory flow from Ukraine.

Therefore, high level of uncertainty regarding the development and outcome of the conflict persists with potentially larger scale of humanitarian, political and economic impacts hindering global post-pandemic recovery. The war in Ukraine has severely affected the global food production system. Russia and Ukraine produce roughly a third of the world's ammonia and potassium exports, essential ingredients in fertilizers and supply grain and sunflower seed oil to much of the world. After the beginning of the conflict prices for fertilizers and several food commodities have increased significantly. According to the UN's latest estimates, a large part of the autumn 2022 harvest (about 40 %) in Ukraine is at risk. Over the years, Europe has become heavily dependent on the Russian energy sources: coal, crude oil, fuel oil, and, especially, natural gas. European countries are taking urgent action to lower their demand in the short term (end of 2022/early 2023), by increasing gas supplies from countries other than Russia, importing more liquefied natural gas (LNG) and generating more biofuel. The beginning of the war accelerated further price rise of various commodities exported by Russia and Ukraine (for example coal, steel, nickel). The war is aggravating financial system risks that first emerged in 2021.

The Bank has assets and liabilities potentially exposed to the consequences of the geopolitical tensions between Russia and Ukraine. During 2022, the geopolitical tensions between Russia and Ukraine generated effects on the valuation of financial assets, thus implying the recognition of impairment and write-down. Among the others: with regards to the loans originated by the Bank, write-downs have been recognized as follows:

- (i) the update of the macroeconomic scenario for IFRS 9 purposes,
- (ii) additional overlays applied in order to cope with spill-over effects of ongoing geo-political crises on non-Russian financial instruments, related to sub-perimeters deemed particularly vulnerable in case of stressed severe evolution of the crisis.

In addition, as a response to the impacts of the Russian invasion of Ukraine and potential spill over effects UniCredit Group adopted the guidelines for proactive managing already at an early stage. The measures undertaken included the following:

- Immediate screening of the portfolio for clients with Russian nexus to assure the compliance with Financial sanctions.
- Assessment of specific names that could be impacted by the situation, including impacts on energy, presence in Russia/ dependency from Russia in terms of trade flows, supply chain.
- Introduction of forward-looking assessment in the credit application specifically considering current and “stressed” view of impacts related to increased prices of energy, potential gas stoppage and other spill over effects.
- Closer monitoring of the portfolio with clients engaged in sectors identified as High-Risk.

The abovementioned guidelines were applied for:

- Underwriting/origination/ renewals of credit facility process;
- Assessment of single name file in credit monitoring or restructuring related discussions;
- Outcome of the assessment to be part of the Committees discussions and to be formalized.

Geopolitical overlay resulting from the Russian conflict with Ukraine

During 2022, the uncertainties on the economic activities arising from the COVID-19 pandemics progressively faded away as demonstrated by the lifting of the restrictive measures put in place by the governments to counteract the pandemic. The supply chain risk has also started to decrease in relevance, given the evolving new geo-political context. The start of the Russian invasion of Ukraine acted as a headwind to economic growth. Indeed, the spill-over effects of conflict between Russia and Ukraine continued to revise the outlook for the euro area economy, also pushing up inflationary pressures and interest rates.

In order to factor-in the risks underlying the sharp rise in energy costs, inflation and interest rates for both corporate clients and private individuals, the geopolitical overlay was adopted during 2022.

In this regard the adoption of this overlay is a complementary measure to the IFRS 9 models that, by their structure, have been already properly and directly proving to recognize the effect of geo-political crises. While IFRS 9 models and in particular satellite models are able to capture the effect of macro-economic scenario at portfolio level, the geopolitical overlays act on specific sub-portfolios considered particularly vulnerable in case a contingent situation evolves to severe stressed conditions.

As of 31 December 2022, geopolitical overlay amounted to 6.3 million EUR and is broken-down according to the following components:

- Corporate energy-intensive industry sectors prone to be more affected by spill-over effects related to the Russian-Ukrainian crisis, specifically impacting the energy supply and related price increase;
- Retail clients, for: (i) floating rate mortgages (not having overdue instalments), given the sensitiveness in this context of increasing interest rate/inflation, and (ii) at least 1 unpaid instalment on their exposures, considered a perimeter with already difficulties in payments and as such particularly vulnerable in this specific contingency.

As far as the calculation is concerned, credit exposures belonging to the above categories are identified according to their specific features. Starting from this, satellite models are run by applying - as macro-economic conditions - the Multi Year Plan recessive scenario to determine the adjustment to be applied to the default rate. Such adjusted default rate is then applied to the relevant categories to estimate the expected new inflows of defaulted exposure, whose LLPs are then calculated according to the average coverage rate applied to Unlikely to Pay.

Managing the energy crisis

UniCredit Group has adopted guidelines for key risk elements used in the assessment of a loan request due to the recent wave of regional and global macro events with a low number of cases and a high impact. The guidelines include:

- Identification of high-risk sectors;
- Up-to-date classification of clients according to the high-risk sector;
- Mid-year review of the strategy for credit risk in the industry for 2022;

Risk Report

- A preliminary assessment at the level of individual clients in the Group with an in-depth review of negative cases that reflect the macro environment, taking into account the impact of violations, which is comparable to the forecast formation of the provision for the portfolio and stress tests;
- Updated findings on risks and strengthened to reduce them;
- Contingency plans should be assessed for highly at-risk clients.

The above settings were used in the credit ratings and are used in the final decisions. In addition, the bank monitors cases for impact on the portfolio and possible violations of limits (utilization of limits in the industry).

NPL Sale

While aiming to reduce the Bank's NPL portfolio and clean up the Bank's balance sheet through the disposal of its risky assets, the Management Board of the Bank decided to grant an approval for the mixed NPL portfolio sale.

In the aftermath of receiving binding offers from three potential investors, the sale process is nearing its end as the Bank and the preferred bidder have been engaged in the negotiations over the Loan Sale and Purchase Agreement (LSPA).

The main impacts of the NPL portfolio sale:

- NPL decreased by app. 21.5 m EUR from app. 60.7 m EUR to app. 39.2 m EUR;
- NPL ratio dropped by 1,0 % from 2,8 % to 1,8 %.

Impairments released in the amount of app. 1.7 m EUR (based on the average price calculated upon the two highest BOs).

Market Risk

The Bank assumes exposures to market risk, which is the risk of losses in on- and off-balance sheet risk positions arising from movements in market prices.

The Bank holds trading positions in various financial instruments, including financial derivatives, driven by customer requirements. The majority of derivatives are negotiated on the OTC market.

From a regulatory perspective, market risk stems from all the positions included in the Bank's trading book as well as from commodity and foreign exchange risk positions in the whole balance sheet. Therefore, the risks subject to market risk capital requirements include but are not limited to:

- 1) Default risk, interest rate risk, credit spread risk, equity risk, foreign exchange (FX) risk and commodities risk for trading book instruments;
and
- 2) FX risk and commodities risk for banking book instruments.

From a managerial perspective, the Bank extends the definition of market risk to include Fair value through Profit and Loss and Other Comprehensive Income portfolios, which are therefore monitored and limited through a set of market-risk specific metrics. Amortized Cost (AC) securities are also included in the scope.

Exposure to market risk at the Bank's level

EUR '000		
Item	31/12/2022	31/12/2021
Cash, cash balances with the Central Bank and demand deposits at banks	745,963	751,685
Financial assets held for trading	75,619	23,680
Non-trading financial assets mandatorily at fair value through profit or loss	2,373	2,323
Financial assets at fair value through other comprehensive income	296,708	285,485
Financial assets at amortized cost	2,164,531	1,969,431
Debt Securities	33,389	33,353
Loans to banks	64,989	53,853
Loans to non-bank customers	2,042,380	1,879,453
Other financial assets	23,773	2,772
Derivatives - hedge accounting	103,224	12,852
Fair value changes of the hedged items in portfolio interest rate risk	(72,996)	5,096
Investments in subsidiaries, associates and joint ventures	0	0
Total	3,315,422	3,050,552
Financial liabilities held for trading	69,550	20,535
Financial liabilities designated at fair value through profit or loss	-	0
Financial liabilities measured at amortized cost	2,930,646	2,731,367
Deposits from banks and central banks	98,928	19,433
Deposits from non-bank customers	2,531,694	2,219,984
Loans from banks and central banks	233,720	443,803
Debt securities	18,066	18,013
Other financial liabilities	48,238	30,133
Derivatives - hedge accounting	81,691	19,597
Fair value changes of the hedged items in portfolio interest rate risk	(73,939)	4,556
Total	3,007,948	2,776,055

Market Risk Management Techniques

Market risk management includes all activities related to the Banks's client risk management, treasury operations and management of the balance sheet structure. Risk positions are aggregated at least daily and analysed by the independent Market risk management function (located in Non-Financial and Financial Risks unit, within the Risk Division) and compared with risk limits set by the Financial Risk Committee (FRC). Cash flow hedge and fair value hedge accounting is used by the Bank for managing interest rate risk in accordance with the IFRS.

Market risk management includes ongoing reporting on the risk position, definition of risk limits and limit utilization as well as daily presentation of results of client risk management and treasury operations.

For the purpose of managing market risk, main limits are defined within the Bank's Risk Appetite Framework approved by the Management and Supervisory Board, while more precise limits are approved by the Financial Risk Committee (FRC) and aligned with the UniCredit Group Financial Risk. The FRC sets the risk limits at least once a year in close cooperation with the respective units at UniCredit Spa, Milano. The entire set of rules for treasury operations and market risk management is laid down in the Market Risk Strategy which is updated on an annual basis and is approved by the Management and Supervisory Board of the Bank. Market risk limits reflect the accounting classification of positions (Fair Value through Profit and Loss »FVTPL«, Fair Value through Other Comprehensive Income »FVTOCI«, At Cost »AC«) and the allocation of positions to the Trading and Banking book in line with the Bank's risk appetite.

To sum up, two sets of limits are defined:

- (i) **Broad market risk limits (BMLs):** BMLs are defined for FVTPL and FVTOCI positions with separate sets of limits for each metric. Positions classified as AC are only relevant for the RAF KPI Max sovereign exposure, while their notional, duration, and embedded loss is monitored quarterly. Interest rate delta position (BP01) of AC items is monitored within dedicated IRRBB limits that are defined separately.

Risk Report

Each group of BMLs (FVTPL and FVTOCI) has three distinct limit types:

- Value-at-Risk (VaR) - VaR is calculated for a one-day holding period with a confidence level of 99 %. The model uses historical simulation based on the most recent 250 observations of daily returns;
- Loss warning level (LWL), calculated as a cumulative 60-day sum of either P&L for FVTPL or FVTOCI reserve change for FVTOCI;
- Stress test warning level (STWL), calculated as a decrease of either P&L for FVTPL or FVTOCI reserve for FVTOCI positions during periods of stress (calculated using ICAAP stress scenarios).

(ii) **Granular market risk limits (GMLs):** they exist independently of but act together with the Broad market risk limits; in order to control more effectively and more specifically different risk types. Limits are imposed on notional exposures in the bond portfolio (divided into sovereign and non-sovereign for the banking book and, trading book separately, the FX position of the bank, and interest and credit spread deltas (BP01⁵ and CPV respectively)

Only authorized risk-takers are permitted to assume risk positions: the ALM & Funding and Client Risk Management unit.

Limits and warning levels are monitored by the local Market Risk Management function. The escalation process is activated in line with the procedures set in the internal policies, to establish the most appropriate course of action to restore exposures within the approved limits. Limit breaches are reported to local FRC, Risk Committee and Supervisory Board.

The Bank uses the standardized approach for calculating capital requirements related to trading positions and thus for regulatory reporting of capital requirement for market risk. However, VaR is used for the internal management of market risk. More precisely, for its internal market risk management the Bank uses the IMod⁶ risk model, which was developed by the parent group UniCredit. Ongoing work on the model consists of regular back testing procedures, integration of new products, model adjustments to general market development and implementation of regulatory requirements. Based on aggregated data, the IMod risk management system provides major risk parameters for treasury and trading operations once a day, for end of day positions.

The VaR model is based on historical simulation with a 250-day market data time window for scenario generation. VaR is based on a one-day holding period and a confidence interval of 99 %, nevertheless it has the following limitations:

- The one-day holding period assumes that all positions can be closed during a single day; this assumption doesn't always hold (e.g. illiquid markets);
- The 99-percent confidence level, although elevated, does not reflect all possible losses that can occur at this confidence level;
- Using historical data as a basis for determining possible future developments does not necessarily cover all possible future scenarios, especially crisis scenarios.

Therefore, in addition to VaR, present value of the basis point (BPV) and credit spread basis point (CPV) are calculated and are used for risk management as Granular market risk metrics.

Other factors of equal importance are stress-oriented volume and position limits. Regular stress scenario calculations complement the information provided on a monthly basis to FRC. Such stress scenarios are based on assumptions of extreme movements in individual market risk parameters. The Bank analyses the effect of these fluctuations in specific products and risk factors on its results and net asset position and then sets the assumptions of extreme movements. The results of these stress tests are taken into account in the process of establishing and reviewing limits.

Additional elements of the limit system are loss-warning level limits, which provide an early indication of any accumulation of position losses. The Market Risk management function calculates, compares with current budgeted figures and reports the income data from market risk activities (Profit & Loss) on a daily basis. Reporting covers the components reflected in the IFRS-based net income and valuation of all positions at market value regardless of their recognition in the IFRS-based financial statements (total return).

In order to check the market compliance of deals, the Bank uses the MARCONIS system, which was developed by the parent group UniCredit. The MARCONIS system reviews the market conformity of each treasury and trading transaction. The system includes another module used to address the topic of price transparency (determining minimum margins and maximum hedging costs for Corporate Treasury Sales).

⁵ Basis Point sensitivity +1bp (BP01) is calculated as the change in the present value of the interest rate position resulting from an instantaneous shock of 1 basis point to each zero rate along the curve.

⁶ UniCredit Internal Model on Market Risk, generally referred to as IMod, is used for managerial purposes (risk measurement, monitoring and Economic Capital quantification)

Interest Rate, Spread, Foreign Exchange and Equity Risk

The results of the internal model based on VaR for 2022 are at higher levels as compared to the previous year's results. VaR figures of the Bank in the table below include interest (IR), spread (Spread), foreign exchange (FX) and equity (EQ) VaR components and represent total Bank VaR (i.e. from Trading Book and Banking Book).

VaR of the Bank in 2022

EUR '000					Total VaR 2022 Annual Max, Min, Average		
IR VaR	Spread VaR	FX VaR	EQ VaR	Total VaR	Minimum	Maximum	Average
1,927	834	3	0	2,432	2,458	742	1,629

VaR of the Bank in 2021

EUR '000					Total VaR 2021 Annual Max, Min, Average		
IR VaR	Spread VaR	FX VaR	EQ VaR	Total VaR	Minimum	Maximum	Average
433	462	2	0	772	1,330	110	687

In 2022, the biggest contributor to the Total Bank VaR was the Interest Rate component (underlying exposure stemming mainly from fixed rate assets, IR VaR figure was driven by overall higher level of market rates and increased volatility) followed by Credit Spread (underlying exposure stemming mainly from the Banking Book Securities portfolio, Spread VaR figure was driven by overall higher level of sovereign credit spreads and increased market volatility). Compared to 2021, the higher volatility both for interest rates and credit spreads is mainly related to significant market turmoil in 2022 due to the Russian invasion of Ukraine and its subsequent macroeconomic impacts. The FX component plays a marginal role in the Bank's risk figures.

For internal monitoring, the Bank splits VaR into FVTOCI and FVTPL VaR, with separately assigned limits for each category.

Interest Rate Risk

Interest rate risk arises from the exposure to adverse changes in interest rates. Interest rate changes affect net present values of future cash flows and consequently net interest income and other cash flows which are sensitive to interest change.

Primary sources of risk of interest rate changes are:

- Repricing risk –resulting from unfavourable changes in the fair value of assets and liabilities in the remaining period until the next interest rate change (fixed interest rate positions are classified according to their remaining maturity);
- Yield curve risk – the risk of changes in the shape and slope of yield curve;
- Basis risk – risk of different change in interest rates of corresponding asset and liabilities positions which have the same currency, repricing period and frequency of change, but different base rates; and
- Option risk – arises from option derivative positions or from the optional elements embedded in bank assets, liabilities and off-balance sheet items.

The risk is measured by calculating the change in the net present value of a portfolio in a scenario where the interest rate changes by 1 basis point, as a sensitivity measure with the basis point value (BP01) limit applied.

The tables below present sensitivity to interest rate changes (BP01) for the Bank (including both trading and non-trading portfolios) related to individual currency exposures and the combination of the basket of currencies. The Bank positions itself mainly in EUR, followed by limited exposure in CHF and USD, while positions in currencies other than those represented below were not material. The sensitivity analysis for every position is based on contractual dates of future interest rate changes. For positions without contractual dates for interest rate changes, or without contractual maturity, the Bank uses assumptions which reflect actual interest rate sensitivity of the position, by embedding the output of behavioural models.

Risk Report

Interest rate basis point shift by 1 bps within the Bank in 2022

EUR Currency	31/12/2022						Annual max, min, average		
	Up to 3 months	3 months to 1 year	1 year to 3 years	3 year to 10 years	Over 10 years	Total	Annual maximum	Annual minimum	Absolute average
CHF	(574)	(2,625)	90	(908)	(2,135)	(6,152)	(9,122)	(2,954)	(7,146)
EUR	(9,695)	(15,687)	5,777	(82,531)	(45,795)	(147,932)	(161,226)	(105,054)	(132,467)
USD	(93)	17	0	0	0	(76)	(100)	903	(13)
Total	(10,362)	(18,295)	5,867	(83,440)	(47,930)	(154,159)	(168,603)	(112,815)	(139,914)

Interest rate basis point shift within the Bank in 2021

EUR Currency	31/12/2021						Annual max, min, average		
	Up to 3 months	3 months to 1 year	1 year to 3 years	3 year to 10 years	Over 10 years	Total	Annual maximum	Annual minimum	Absolute average
CHF	328	(6,077)	(1,691)	515	372	(6,554)	(8,883)	(2,193)	(6,151)
EUR	(5,169)	(14,796)	(5,177)	(21,663)	(44,699)	(138,243)	(173,786)	(97,163)	(108,682)
USD	(200)	25	2	0	0	(173)	(267)	(60)	(89)
Total	(5,041)	(20,848)	(53,604)	(21,148)	(44,328)	(144,969)	(179,683)	(99,343)	(114,920)

The overall exposure to interest rate basis point shift increased on average in 2022 compared to 2021 due to an increase in total amount of fixed rate assets (loans and securities) both in the commercial and replication portfolio. In the tables above, annual maximum / minimum represents maximum / minimum exposure; the negative values show that a parallel shift of +0.01% of the interest rate curve has a negative impact on the economic value

The relation between 'interest rate risk in the banking book' and the Bank's capital is established by the European Union Directive CRD V and the European Union Regulation CRR which enact Basel III as part of the EU banking legislation framework and requires the Bank to compare the change in market value of the banking book after a 2-percent interest rate shock (+/- 200 basis points) with the Bank's net capital resources. In case such an interest rate shock absorbs more than 20 % of the Group's net capital resources, the Bank's supervisory authority may require the Bank to take measures in order to reduce risk.

The EBA's IRRBB guidelines additionally require banks to calculate the impact of six predefined shock scenarios on their own funds and to inform their supervisor should the decline in economic value exceed 15 % of Tier 1 capital. The EBA expects the second threshold to function as an early warning indicator to trigger an enhanced supervisory dialogue. Results of those scenarios are monitored and presented to FRC monthly.

Stress testing results show that a 2-percent interest rate shock (parallel increase of interest rates) at year end 2022 would absorb about 11.9 % of the Bank's capital which is below the threshold level of 20 %. The result has worsened versus the end of 2021 (8 %) due to higher overall interest rate risk exposure in the Banking Book. Besides the European Union Directive CRD IV and the European Union Regulation CRR which enact Basel III as part of the EU banking legislation required sensitivity measure mentioned above, the Bank measures and monitors interest rate risk in the banking book also with regard to the sensitivity of net interest income (Net Interest Income sensitivity).

Net Interest Income sensitivity is measured on all owned positions from business and strategic investment decisions (banking book only) with a 1-year estimation horizon. On 31 December 2022, the sensitivity of interest income to an immediate and parallel shift of +100 bps was 6,939,757 EUR and -1,743,915 EUR for a negative shift (for EUR and CHF positions the shock applied is -25 bps, while for USD it is -100 bps). For limits monitoring purpose and as part of the Risk Appetite Framework, the negative shift result is deemed relevant.

Additionally, the Bank measures the impact on Net Economic Value of various potential interest rate shocks on the total exposures. The main scenarios which are assessed on monthly basis represent:

- Parallel shift of interest rate curves of +/-200 bps and +/-100 bps;
- Changes in the steepness of the rate curve is analysed by clockwise turning (increase in short-term rates and a simultaneous fall in long-term rates) and by counter clockwise turning (short-term rates fall and long-term rates rise).

At the end of 2022, interest rate sensitivity in EUR remains the main risk factor. The outcome of positive and negative parallel scenarios is mostly driven by fixed rate assets position in the commercial and replication portfolio.

Sensitivity of Net Economic Value

Scenario	Risk factor	Stress result (EUR) 31/12/2022			Stress result (EUR) 31/12/2021		
		EUR	CHF	USD	EUR	CHF	USD
parallel -200 bp		34,988	1,777	17	42,312	3,392	35
parallel +200 bp		(25,791)	(1,109)	(17)	(17,599)	(834)	(35)
parallel -100 bp		15,867	734	9	17,077	996	17
parallel +100 bp		(13,671)	(590)	(9)	(10,582)	(505)	(17)
turn clockwise		2,406	-	-	2,613	-	-
turn counter clockwise		(1,528)	-	-	267	-	-

Spread Risk

As of 31 December 2022, the Bank's debt securities portfolio comprises solely of bonds from sovereign issuers classified as held to collect and sell or held to collect. As of 31 December 2022, 80 % of the Bank's bond portfolio is comprised of the Republic of Slovenia government bonds and 20 % are other EU sovereign issuers, ECB eligible, with a maximum residual maturity of 10 years and average duration below 5 years. The Bank calculates and monitors the spread basis point value (sensitivity to 1 basis point change of credit spread) of its portfolios on a daily basis and regularly monitors the situation on the financial markets and the credit ratings of the issuers. The exposures in tables below refer to total Banking Book and Trading Book and are reported excluding Own Issues (IMREL bond). The increase in average exposure during 2022 compared to 2021 is due to reinvestments (replacement of maturing bonds with new ones).

Spread basis point value in 2022

Maturity	31/12/2022					Annual max, min, average		
	Up to 3 months	3 months to 1 year	1 year to 3 years	3 years to 10 years	Total	Annual maximum	Annual minimum	Absolute average
Total	(796)	(1,212)	(20,271)	(104,874)	(127,153)	(154,926)	(127,153)	(140,736)

Spread basis point value in 2021

Maturity	31/12/2021					Annual max, min, average		
	Up to 3 months	3 months to 1 year	1 year to 3 years	3 years to 10 years	Total	Annual maximum	Annual minimum	Absolute average
Total	(971)	(1,624)	(22,378)	(105,355)	(130,328)	(135,974)	(106,983)	(125,401)

In addition to the sensitivity approach presented above, the Bank measures the impact of credit spread on net economic value for the total Bank exposures in the Slovenian government bonds.

At 31 December 2022, the scenario of parallel increase of +200 bps of credit spreads on the Slovenian government bonds the Bank held would result in a Net Economic Value loss of 11.7 million EUR.

Foreign Exchange Risk

Besides VaR, Foreign Exchange positioning is also monitored by each currency on aggregated position level. During 2022, the Bank held larger positions only in major currencies (CHF, GBP, JPY and USD).

Bank's open FX position in major currencies in 2022 and 2021

Currency	2022			2021		
	Position	Annual maximum in short position	Annual maximum in long position	Position	Annual maximum in short position	Annual maximum in long position
CHF	50	(1,076)	526	27	(989)	1,025
GBP	(26)	(821)	771	(243)	(815)	170
JPY	19	(104)	428	(14)	(88)	63
USD	0	(1,146)	1,546	(22)	(1,238)	1,435

Risk Report

The Bank's Balance sheet positions in different currencies as of 31 December 2022

EUR '000 Item	EUR	CHF	USD	Other	Total
Cash, cash balances with the Central Bank and demand deposits at banks	698,772	6,280	22,458	18,453	745,963
Financial assets held for trading	70,569	2	3,906	1,143	75,619
Non-trading financial assets mandatory at fair value through profit or loss	-	-	2,373	-	2,373
Financial assets at fair value through other comprehensive income	296,708	-	-	-	296,708
Financial assets at amortized cost	2,040,985	90,662	32,884	-	2,164,532
Debt securities	33,389	-	-	-	33,389
Other financial assets	23,761	-	12	-	23,773
Loans to banks	13,840	18,281	32,868	-	64,989
Loans to non-banks customers	1,969,995	72,381	4	-	2,042,380
Derivatives - hedge accounting	103,224	-	-	-	103,224
Fair value changes of the hedged items in portfolio interest rate risk	(72,996)	-	-	-	(72,996)
Investments in subsidiaries, associates and joint ventures	-	-	-	-	-
Tangible assets	12,493	-	-	-	12,493
Intangible assets	13,608	-	-	-	13,608
Tax assets	698	-	-	-	698
Other assets	2,080	-	-	-	2,080
Non-current assets and disposal groups classified as held for sale	2,120	-	-	-	2,120
Total Assets	3,168,262	96,945	61,622	19,596	3,346,421
Financial liabilities held for trading	64,642	1	3,794	1,114	69,550
Financial liabilities designated at fair value through profit and loss	-	-	-	-	-
Financial liabilities measured at amortized cost	2,845,864	13,504	59,322	11,956	2,930,646
Deposits from banks and central banks	97,548	92	469	819	98,928
Deposits from non-bank customers	2,451,639	13,294	55,678	11,082	2,531,694
Loans from banks and central banks	233,720	-	-	-	233,720
Debt securities	18,066	-	-	-	18,066
Other financial liabilities	44,891	118	3,174	55	48,238
Derivatives - hedge accounting	74,797	6,894	-	-	81,691
Fair value changes of the hedged items in portfolio interest rate risk	(73,939)	-	-	-	(73,939)
Provisions	19,877	-	11	17	19,905
Tax liabilities	4,164	-	-	-	4,164
Other liabilities	4,160	-	-	-	4,160
Total Liabilities	2,939,564	20,399	63,126	13,088	3,036,177
Share capital	20,384	-	-	-	20,384
Share premium	107,760	-	-	-	107,760
Accumulated other comprehensive income	(1,879)	-	-	-	(1,879)
Reserves from profit	99,777	-	-	-	99,777
Retained earnings including profit/loss from current year	84,202	-	-	-	84,202
Total Equity	310,243	-	-	-	310,243
Total Liabilities and Equity	3,249,808	20,399	63,126	13,088	3,346,421

The Bank's Balance sheet positions in different currencies as of 31 December 2021

EUR '000 Item	EUR	CHF	USD	Other	Total
Cash, cash balances with the Central Bank and demand deposits at banks	717,344	14,496	5,787	14,058	751,685
Financial assets held for trading	21,638	16	339	1,686	23,679
Non-trading financial assets mandatory at fair value through profit or loss	-	-	2,323	-	2,323
Financial assets at fair value through other comprehensive income	285,485	-	-	-	285,485
Financial assets at amortized cost	1,835,145	89,592	44,686	8	1,969,431
Debt securities	33,353	-	-	-	33,353
Loans to banks	9,706	-	44,147	-	53,853
Loans to non-banks customers	1,789,367	89,592	494	-	1,879,453
Other financial assets	2,719	-	45	8	2,772
Derivatives - hedge accounting	12,852	-	-	-	12,852
Fair value changes of the hedged items in portfolio interest rate risk	5,096	-	-	-	5,096
Investments in subsidiaries, associates and joint ventures	-	-	-	-	-
Tangible assets	14,728	-	-	-	14,728
Intangible assets	14,133	-	-	-	14,133
Tax assets	-	-	-	-	-
Other assets	2,511	-	-	-	2,511
Non-current assets and disposal groups classified as held for sale	-	-	-	-	-
Total Assets	2,908,932	104,104	53,135	15,752	3,081,924
Financial liabilities held for trading	18,542	16	394	1,583	20,535
Financial liabilities designated at fair value through profit and loss	-	-	-	-	-
Financial liabilities measured at amortized cost	2,649,348	11,217	56,725	14,078	2,731,368
Deposits from banks and central banks	17,862	286	417	868	19,433
Deposits from non-bank customers	2,141,137	10,786	55,088	12,972	2,219,983
Loans from banks and central banks	443,803	-	-	-	443,803
Debt securities	18,013	-	-	-	18,013
Other financial liabilities	28,532	144	1,219	238	30,133
Derivatives - hedge accounting	15,916	3,681	-	-	19,597
Fair value changes of the hedged items in portfolio interest rate risk	4,556	-	-	-	4,556
Provisions	23,112	-	38	19	23,169
Tax liabilities	1,605	-	-	-	1,605
Other liabilities	4,192	-	-	-	4,192
Total Liabilities	2,717,271	14,913	57,157	15,680	2,805,021
Share capital	20,384	-	-	-	20,384
Share premium	107,760	-	-	-	107,760
Accumulated other comprehensive income	6,150	-	-	-	6,150
Reserves form profit	99,778	-	-	-	99,778
Retained earnings including profit/loss from current year	42,832	-	-	-	42,832
Total Equity	276,904	-	-	-	276,904
Total Liabilities and Equity	2,994,175	14,913	57,157	15,680	3,081,924

Risk Report

The Bank runs sensitivity analyses to capture the potential impact of adverse movements of market rates on entire portfolio or split either according to Regulatory view (Banking and Trading Book) or according to Accounting view (Fair Value through Other Comprehensive Income and Fair Value through Profit and Loss).

Sensitivity analysis for the foreign exchange risk as of 31 December 2022 shows that the Bank would incur a loss of 404,7 ths EUR in case all currencies (except EUR) would depreciate by 20 %, a loss of 3.6 thousand EUR in case CHF currency would depreciate by 20 % and a profit of 51.3 thousand EUR in case USD would depreciate by 20 % against EUR.

Sensitivity to FX Risk

EUR '000		31/12/2022	31/12/2021
All currencies except EUR	(5 %)	(101.2)	(7.5)
All currencies except EUR	(10 %)	(202.4)	(15.0)
All currencies except EUR	(20 %)	(404.7)	(30.1)
CHF	(5 %)	(0.9)	(1.3)
CHF	(10 %)	(1.8)	(2.7)
CHF	(20 %)	(3.6)	(5.3)
USD	(5 %)	12.8	5.1
USD	(10 %)	25.7	10.1
USD	(20 %)	51.3	20.2

Financial Derivatives

The Bank classifies its derivatives transactions into interest rate contracts, foreign exchange contracts, securities related transactions and credit and other derivatives based on the underlying financial instrument.

In all the categories, a distinction is made between over the counter (OTC) and exchange traded products. Most of the derivatives portfolio is composed of OTC derivatives.

The Bank is a business partner in plain-vanilla and structured transactions for corporate customers and promptly closes risk positions which could lead to a breach of available market risk limits.

The Bank also uses derivatives for asset and liabilities management.

For portfolio management and risk management purposes, contracts are valued at current prices using recognized and tested models. Market values show the contract values as of the balance sheet date where positive market values of OTC contracts indicate the current default risk arising from the relevant transactions.

Notional volume of derivative transactions as of 31 December 2022

EUR '000 Derivative instrument types/Underlyings	Notional		Positive market value		Negative market value	
	Trading book	Bank book	Trading book	Bank book	Trading book	Bank book
1. Debt securities and interest rate indexes	1,151,799	1,526,450	70,570	103,224	64,643	74,797
a) Options	225,000	-	26,535	-	21,415	-
b) Swaps	926,799	1,526,450	44,035	103,224	43,229	74,797
c) Forwards	-	-	-	-	-	-
d) Futures	-	-	-	-	-	-
e) Others	-	-	-	-	-	-
2. Equity instruments and stock indexes	-	-	-	-	-	-
a) Options	-	-	-	-	-	-
b) Swaps	-	-	-	-	-	-
c) Forwards	-	-	-	-	-	-
d) Futures	-	-	-	-	-	-
e) Others	-	-	-	-	-	-
3. Gold and currencies	433,062	83,782	5,046	-	4,901	6,894
a) Options	33,752	-	214	-	213	-
b) Swaps	61,778	83,782	767	-	712	6,894
c) Forwards	337,532	-	4,065	-	3,975	-
d) Futures	-	-	-	-	-	-
e) Others	-	-	-	-	-	-
4. Commodities	-	-	-	-	-	-
5. Other underlyings	-	-	-	-	-	-
Total	1,584,861	1,610,232	75,616	103,224	69,544	81,691

Notional volume of derivative transactions as of 31 December 2021

EUR '000 Derivative instrument types/Underlyings	Notional		Positive market value		Negative market value	
	Trading book	Bank book	Trading book	Bank book	Trading book	Bank book
1. Debt securities and interest rate indexes	1,049,157	1,379,770	20,139	12,852	18,030	15,916
a) Options	225,000	-	12,591	-	10,533	-
b) Swaps	823,860	1,379,770	7,548	12,852	7,497	15,916
c) Forwards	-	-	-	-	-	-
d) Futures	297	-	-	-	-	-
e) Others	-	-	-	-	-	-
2. Equity instruments and stock indexes	-	-	-	-	-	-
a) Options	-	-	-	-	-	-
b) Swaps	-	-	-	-	-	-
c) Forwards	-	-	-	-	-	-
d) Futures	-	-	-	-	-	-
e) Others	-	-	-	-	-	-
3. Gold and currencies	257,341	103,088	2,040	-	1,992	3,681
a) Options	10,595	-	132	-	132	-
b) Swaps	83,782	103,088	483	-	863	3,681
c) Forwards	162,964	-	1,424	-	997	-
d) Futures	-	-	-	-	-	-
e) Others	-	-	-	-	-	-
4. Commodities	8,604	-	511	-	512	-
5. Other underlyings	-	-	-	-	-	-
Total	1,315,103	1,482,857	22,690	12,852	20,534	19,597

Risk Report

As of 31 December 2022 and 2021, the Bank held the following Interest Rate Swaps in the portfolio, as hedging instruments in fair value hedges of interest rate risk

EUR '000	31/12/2022			31/12/2021		
	Average fixed interest rate	Notional amount	Fair value	Average fixed interest rate	Notional amount	Fair value
Hedged item – debt securities	0.48	262,799	220,834	0.25	253,505	241,821
Less than 1 year	-0.31	7,100	7,042	0.00	44,110	44,167
With maturity up to 5 years	0.39	104,210	97,314	0.41	98,200	100,160
With the maturity over 5 years	0.57	151,489	116,478	0.24	111,195	97,493
Hedging instrument - interest rate swaps for debt securities	0.409	279,139	32,120	0.323	269,845	-2,305
maturity up to 1 year	-0.310	7,100	44	-0.001	44,110	-59
With maturity up to 5 years	0.419	120,230	7,093	0.410	98,200	-1,826
With the maturity over 5 years	0.420	151,809	24,983	0.400	127,535	-419
Hedged item – deposits from customers	0.615	634,000	73,651	0.578	548,800	-5,266
Less than 1 year	1.715	12,300	57	1.839	12,300	-131
With maturity up to 5 years	0.735	47,697	3,001	1.087	46,125	-1,414
With the maturity over 5 years	0.464	574,003	70,593	0.162	490,375	-3,720
Hedging instrument - interest rate swap for deposits from customers	0.615	634,000	-73,651	0.578	548,800	5,266
maturity up to 1 year	1.715	12,300	-57	1.839	12,300	131
With maturity up to 5 years	0.735	47,697	-3,001	1.087	46,125	1,414
With the maturity over 5 years	0.464	574,003	-70,593	0.162	490,375	3,720
Hedged item – loans to customers	0.563	613,223	432,000	0.407	561,031	461,260
Less than 1 year	-0.320	49,000	48,624	-0.473	30,000	30,004
With maturity up to 5 years	0.256	142,766	134,108	-0.131	92,150	92,464
With the maturity over 5 years	0.657	421,457	249,267	0.486	438,881	338,792
Hedging instrument - interest rate swap for loans to customers	0.563	613,311	70,696	0.407	561,125	-5,648
maturity up to 1 year	-0.320	49,000	362	-0.233	32,400	-23
With maturity up to 5 years	0.267	150,275	8,663	-0.090	95,315	-381
With the maturity over 5 years	0.663	414,036	61,672	0.491	433,410	-5,244

Interest Rate Swaps held for cash flow hedging of interest rate risk

EUR '000	31/12/2022		31/12/2021	
	Notional amount	Fair value	Notional amount	Fair value
Hedged item – loans to customers	80,190		101,287	
Less than 1 year	302		632	
With maturity up to 5 years	9,890		9,494	
With the maturity over 5 years	69,998		91,161	
Hedging instrument -cross-currency swaps for loans to customers	77,025	(7,001)	99,096	(3,769)
maturity up to 1 year	20,789	(2,065)	9,174	(505)
With maturity up to 5 years	9,174	(971)	39,096	(1,669)
With the maturity over 5 years	47,061	(3,965)	50,826	(1,595)

Equity risk

Equity risk is the possibility that prices will fluctuate, affecting the fair value of investments and other instruments that derive their value from a particular investment. The primary exposure to equity risk arises from the Bank's holding of equity investments at fair value through profit or loss and at fair value through other comprehensive income.

Maximum Market Risk RWA

Max RWA of MR (%) represents the proportion of Market Risk RWA in total RWA. Risk is monitored in relation to target, trigger and limit levels which are included in the Risk Appetite Framework. Target is set up in line with projected Market Risk RWA, while trigger and limit are monitored in order to identify maximum deviation from the target and overall, they reflect the intention of the Bank to maintain a commercial banking focus.

Liquidity risk

Liquidity risk is defined as the risk that the Bank is unable to meet its expected or unexpected payment obligations, current and future, without jeopardizing its day-to-day operations or its financial condition. The consequence may be the failure to meet obligations to repay depositors and fulfil commitments to lend. This type of risk is inherent in the banking operations and can be triggered by institution-specific events like a rating downgrade or market-wide events such as system outage or capital and money market disruptions.

The Bank aims at maintaining liquidity at a level that enables to fund its operations at the best rate conditions under normal operating circumstances, and to remain always in a position to meet payment obligations. To this end, the Bank complies with the legal and regulatory requirements.

The Bank considers liquidity risk as a central risk in banking business and manages it in a comprehensive and structured manner. Procedures, responsibilities and reporting lines in this area have been laid down in the liquidity policy and include a contingency plan in the event of liquidity crisis.

The Bank's liquidity framework is based on the Liquidity Risk Mismatch Model which is characterized by the following fundamental principles:

- Short-term liquidity risk management (operational liquidity), which considers the events that will impact the Bank's liquidity position from 1 day up to one year. The primary objective is to maintain the Bank's capacity to fulfil its ordinary and extraordinary payment obligations while minimizing the relevant costs;
- Structural liquidity risk management (structural risk), which considers the events that will impact the Bank's liquidity position over one year. The primary objective is to maintain an adequate ratio between medium/long term liabilities and medium to long-term assets, with a view to avoid pressures on short-term funding sources (both current and future), while in the meantime optimizing the cost of funding;
- Stress tests: Liquidity risk is a low probability, high impact event. Therefore, stress testing is an excellent tool to reveal potential vulnerabilities in the balance sheet. The Bank uses several scenarios ranging from general market crisis to idiosyncratic crisis, and a combination hereof.

In this context, the models to manage the liquidity take into account all assets, liabilities, off-balance sheet positions and also both present and future events which generate certain or potential cash flows for the Bank, thereby protecting the Bank from risks relating to the transformation of maturity.

In addition to an adequate liquidity buffer to face unexpected outflows and robust and regular up-to-date stress testing performed, the main liquidity mitigation factors are:

- An accurate plan of short-term and medium to long-term liquidity needs;
- Effective Contingency Liquidity Policy with feasible and up-to-date Contingency Action Plan to be executed in case of market crisis;
- A system of early warning indicators to anticipate any potential liquidity crisis and give the Bank enough time to restore its safe liquidity profile.

Short-term liquidity

Under the short-term component of liquidity risk management, the Bank considers aspects of intraday liquidity and day-to-day funding needs. The first focuses on ensuring access to sufficient intraday liquidity to meet any obligations, whether expected or unexpected, the Bank may have to clearing and settlement systems and includes monitoring of major currency payment flows and payment system collateral in real time.

Short-term (day-to-day) funding is managed by active participation in the interbank market in line with funding needs and business developments monitored through the monthly rolling forecast and funding plan. Daily monitoring of short-term liquidity gaps ensures that on any day there is a limited amount of refinancing required.

Risk Report

For the purpose of short-term liquidity management, the operative maturity ladder metric is used. It is composed by the net contractual cash flows (in/outflows) affecting the cash position at Central Banks or “Nostro Account”. Therefore, these flows impact directly the “core liquidity” of the bank, over pre-defined time buckets. Volume limits for maturities of up to three months are in place and monitored daily. Volume limits are established on an aggregated level as well as for separate major currencies in order to limit the risk of a need for follow-up funding in the event that foreign currency markets dry up. The operative maturity ladder is included in the Risk Appetite Framework (RAF), with a limit of 0 on the 3 months bucket and is a primary liquidity recovery indicator in the Recovery and Resolution Plan. The Bank also adopts the cash horizon as a synthetic indicator of the short-term liquidity risk levels. The cash horizon identifies the number of days after which the relevant entity is no longer able to meet its liquidity obligations as expressed in the operative maturity ladder, after having exhausted the available counterbalancing capacity. During 2022, the Bank’s cash horizon was longer than 1 year.

From a regulatory perspective, the liquidity reserve is represented by the amount of high-quality liquid assets (HQLA). This is the numerator of the Liquidity coverage ratio (LCR), which is the main metric for assessing and monitoring the adequacy of the Bank’s stock of high quality liquid assets (HQLA) under stress for a short-term horizon of up to 30 days.

LCR is included in the Bank’s risk appetite framework (RAF) as a Pillar 1 key performance indicator for short-term liquidity. LCR is also a primary liquidity recovery indicator in the Bank’s recovery and resolution plan.

The Liquidity Coverage Ratio (LCR) is the ratio between high quality liquid assets (HQLA) and expected net cash outflows, implying that a ratio above 100 % (minimum regulatory requirement) ensures that liquid assets are sufficient to cover net cash outflows estimated over the next 30 days. High quality liquid assets (HQLA) include assets, which can be easily and immediately converted into cash at little or no loss of value even in periods of severe idiosyncratic and market stress. It consists of cash, withdrawable central bank reserves (available in time of stress) and securities (unencumbered). Net cash outflows represent the difference between cash outflows (balance and off-balance position) and inflows anticipated in upcoming 30 days. The amount of inflows that can offset outflows is capped at 75 % of total expected outflows.

The development of LCR is monitored weekly. Monthly analysis of LCR dynamics, as well as projections and sensitivity analysis, are reported to the local Financial Risk Committee.

	31/12/2022	31/12/2021
LCR % Bank	234.1 %	203.6 %
High Quality Asset Buffer '000 000 EUR	944	753
Net Outflows '000 000 EUR	403	370

At the end of year, LCR increased compared to the previous year mainly due to increase of new customer deposits. This reflects the business development as well as the solid liquidity position of the Bank.

Structural liquidity

Structural liquidity management is a complement to the short-term liquidity framework and focuses on medium-term and long-term liquidity management. It aims at limiting refinancing exposures above one year and thus reducing refinancing needs in the shorter term. The maintenance of an adequate ratio between medium to long-term liabilities and assets aims at avoiding pressures on short-term sources, whether present or future.

The standard measures taken for such purposes are the following:

- The spreading of the maturity of funding operations in order to reduce the usage of less stable funding sources, while in the meantime optimizing the cost of funding;
- The financing of growth through strategic funding activities, setting the most appropriate maturities (yearly funding plan);
- The balancing of medium/to long-term wholesale funding requirements with the need to minimize costs, by diversifying sources, national markets, currencies of issuance and instruments used (realization of the yearly funding plan).

Net stable funding ratio (NSFR) is the main metric for monitoring structural liquidity of the Bank, as described by CRR2. The net stable funding ratio (NSFR) is the ratio between available and required amount of stable funding. It establishes a minimum acceptable amount of medium-long term funding in front of the Bank’s assets and activities. It aims to limit over-reliance on short-term wholesale funding during times of buoyant market liquidity and encourage better assessment of liquidity risk across all balance sheet and off-balance sheet items. NSFR is classified as a Pillar 1 key performance indicator for structural liquidity in the Bank’s RAF and is included as a primary recovery indicator in the Bank’s recovery and resolution plan.

NSFR is monitored monthly. Evolution of the Bank’s structural liquidity position as well as NSFR metric are reported to the local Financial Risk Committee.

	31/12/2022	31/12/2021
NSFR % Bank	147.2 %	133.0 %
Total ASF '000 000 EUR	2.192	2.377
Total RSF '000 000 EUR	1.489	1.787

Compared to previous year, NSFR increased mainly due to the increase of new customer deposits.

In addition to the regulatory perspective offered by the net stable funding ratio, an internal metric, named structural liquidity ratio, has been introduced to strengthen the steering of structural liquidity risk from an economic point of view, i.e. taking into account the liquidity risk stemming from different balance sheet items under the perspective of internal models. SLR is defined as the ratio between cumulated Liabilities over bucket 1 year and cumulated Assets over bucket 1 year. Since 2021, SLR has been included in the RAF with monitoring-only purpose and in 2022 it became a regular RAF metric with assigned limit. The two metrics represent the regulatory and the managerial views of the structural liquidity position: NSFR (according to CRR2 regulation) is based on regulatory weights, while SLR leverages on internal economic models.

	31/12/2022	31/12/2021
SLR % Bank	99.4 %	100.5 %
Cumulative Liabilities >1Y '000 000 EUR	1.562	1.786
Cumulative Assets >1Y '000 000 EUR	1.571	1.777

Another key structural metric, aimed at measuring the funding needs originated from the commercial activity of the Bank, is the funding gap. It measures the need of funding, the Bank has to finance on the wholesale market. The indicator is integrated in the risk appetite framework with the aim of monitoring and managing the level of funding coverage of net loans to customers, coming from funding sources not exclusively obtained through Treasury/Finance activity.

Stress Testing

Stress testing is a risk management technique used to evaluate the potential effects on the Bank's financial condition of a specific event and/or movement in a set of financial variables. As a forward-looking tool, liquidity stress testing diagnoses the Bank's liquidity risk. In particular, the results of the stress tests are used to:

- Determine liquidity limits both in quantitative and qualitative terms;
- Plan and carry out alternative funding transactions for purposes of off-setting liquidity outflows;
- Structure/modify the liquidity profile of the Bank's assets;
- Provide support to the development of the liquidity contingency plan.

The following three types of potential liquidity crisis are considered:

- Market (systemic, global or sector): market downturn scenario. This scenario consists of a sudden turmoil in a monetary and capital market, which may be caused by closure (or limited access) to market/settlement system, critical political events, country crisis, credit crunch, etc.;
- Specific to UniCredit Bank, or part of it (idiosyncratic): name crisis; the assumptions could be operational risk, events relating to the worsened perception of the Bank's reputational risk and a downgrade in rating;
- A combination of market and specific crisis: combined scenario.

The combined scenario is defined as a general negative development in the market environment and also as a factual or market-hypothesized problem specific to the Bank.

The time frame for the stress test is 1 year. Stress test results are monitored monthly and regularly presented and discussed on the Financial Risk Committee. By securing an appropriate level of funding resources, the Bank ensures that its potential refinancing capacities at all times exceed the funding needs projected within defined scenarios.

Funding Plan

The funding plan plays a fundamental role in the overall liquidity management, influencing both the short-term and the structural position. The Funding Plan, developed consistently with a sustainable analysis of uses and sources, both on short-term and structural positions, is prepared on a yearly basis to establish the extent of the Banks's funding needs in the upcoming year. A mid-year review is also performed to capture material changes both in the business environment and funding strategy. The Funding Plan encompasses additional funding measures needed to support business growth as well as measures aiming at replacing funding sources maturing within the next year. While being designed by the ALM & Funding unit, it is independently assessed by the Market and Liquidity Risk Management function (Non- Financial and Financial Risk unit). The ultimate aim of the Funding plan is to ensure that the funding structure of the Bank is well diversified both in terms of maturity profiles

Risk Report

and sources of funding. The timely execution of the Funding Plan is monitored continuously as part of the monitoring process of development of assets and liabilities.

Contingency Liquidity Policy

Liquidity crisis is a high impact, low probability event. If the liquidity crisis was to occur, it is essential for the Bank to act on time to minimize potentially disruptive consequences of the crisis. Contingency liquidity policy has an objective of ensuring the availability of effective organizational model in order to manage the negative effects of a liquidity crisis. It governs the management of potential liquidity shocks to the Bank whenever they may arise.

A fundamental part of the Contingency Liquidity Policy is the Contingency Funding Plan. The Contingency Funding Plan consists of a set of specific management actions together with a description of liquidity instruments at disposal in a crisis situation. Each contingency funding instrument contains an estimated volume, time to execute, and the impact on key liquidity indicators under stress.

A specific early warning indicators dashboard is in place in order to continuously monitor situations of stress, which may, among others, be originated by market, sector or name specific events. They are based either on macroeconomic or market indicators that also reflect the monetary policy stance of the Central Banks variables, or on specific internal metrics. The system of early warning indicators helps to identify emerging vulnerabilities in the Banks's liquidity risk position or potential funding needs, triggering a potential response by the Senior management.

A "traffic light approach" is adopted for each metric in order to have sufficient time to inform senior management of a deteriorating situation and allow to put in place adequate actions aimed at restoring the business-as-usual state.

Year-end Assessment of Liquidity

The Bank has maintained a strong liquidity profile throughout 2022.

The Bank manages maturity mismatches by maintaining an adequate liquidity reserve in the form of the ECB eligible loans and securities.

Disclosure on asset encumbrance as of 31 December 2022

Bank

EUR '000				
Assets	Carrying amount of encumbered assets	Fair value of encumbered assets	Carrying amount of non-encumbered assets	Fair value of non-encumbered assets
Assets of the reporting institution	328,936	32,403	3,017,485	300,642
Loans on demand	24,062	-	713,413	-
Equity instruments	-	-	24,339	24,339
Debt securities	32,307	32,403	275,824	276,303
Loans and advances other than loans on demand	272,567	-	1,858,579	-
Other assets	-	-	145,330	-

EUR '000		
Encumbered assets/collateral received and associated liabilities	Matching liabilities, contingent liabilities or securities lent	Assets, collateral received and own debt securities issued other than covered bonds and ABSS encumbered
Carrying amount of selected financial liabilities	319,105	290,429
Derivatives	85,560	720
Deposits	233,546	289,709
Other sources of encumbrance	-	38,507
Total encumbered assets	319,105	328,936

Disclosure on asset encumbrance as of 31 December 2021
Bank

EUR '000				
Assets	Carrying amount of encumbered assets	Fair value of encumbered assets	Carrying amount of non-encumbered assets	Fair value of non-encumbered assets
Assets of the reporting institution	530,054	230,293	2,551,870	92,564
Loans on demand	21,203	-	722,438	-
Equity instruments	-	-	25,271	25,271
Debt securities	229,586	230,293	67,293	67,293
Loans and advances other than loans on demand	279,265	-	1,656,814	-
Other assets	-	-	80,054	-

EUR '000		
Encumbered assets/collateral received and associated liabilities	Matching liabilities, contingent liabilities or securities lent	Assets, collateral received and own debt securities issued other than covered bonds and ABSs encumbered
Carrying amount of selected financial liabilities	470,162	490,324
Derivatives	26,708	9,474
Deposits	443,454	480,850
Other sources of encumbrance	-	39,730
Total encumbered assets	470,162	530,054

Risk Report

The Bank's Balance sheet, due to maturity on 31 December 2022

EUR '000 Content	On demand	Up to 1 month	1 - 3 months	3 - 12 months	1 - 5 years	Over 5 years	Total
Cash, cash balances with the Central Bank and demand deposits at banks	173,900	572,063	-	-	-	-	745,963
Financial assets held for trading	-	1,472	2,444	12,841	50,155	56,487	123,398
Non-trading financial assets mandatory at fair value through profit or loss	-	-	-	-	-	2,373	2,373
Financial assets at fair value through other comprehensive income	-	92	18,416	19,491	142,916	133,995	314,909
Financial assets at amortised cost	7,544	178,447	120,139	397,007	883,309	790,721	2,377,166
Debt securities	-	59	19,064	45	244	14,503	33,914
Advances	2,879	20,894	-	-	-	-	23,773
Loans to banks	-	51,399	606	12,430	-	716	65,150
Loans to non-banks customers	4,665	106,095	100,469	384,532	883,065	775,502	2,254,329
Derivatives – hedge accounting	-	411	2,337	15,541	74,772	129,028	222,088
Fair value changes of the hedged items in portfolio interest rate risk	-	-	(105)	(254)	(8,674)	-63,963	(72,996)
Investments in subsidiaries, associates and joint ventures	-	-	-	-	-	-	-
Tangible assets	-	-	-	-	-	12,493	12,493
Intangible assets	-	-	-	-	-	13,608	13,608
Tax assets	-	-	-	-	698	-	698
Other assets	1	2,030	-	-	-	48	2,079
Non-current assets and disposal groups classified as held for sale	1,862	264	-	-	-	(6)	2,120
Total Assets	183,307	754,779	143,231	444,625	1,143,175	1,074,784	3,743,900
Financial liabilities held for trading	-	1,415	2,394	12,820	49,962	50,849	117,439
Financial liabilities designated at fair value through profit and loss	-	-	-	-	-	-	-
Financial liabilities measured at amortised cost	2,100,917	271,243	118,001	298,736	144,735	7,524	2,941,155
Debt securities	-	-	200	595	20,300	-	21,095
Other financial liabilities	-	39,482	-	292	1,239	7,225	48,238
Loans from banks and central banks	-	-	-	194,208	39,513	-	233,720
Deposits from banks and central banks	9,793	89,135	-	1,969	1,004	-	101,901
Deposits from non-bank customers	2,091,124	142,626	117,800	101,673	82,678	299	2,536,200
Derivatives – hedge accounting	-	1,953	2,240	12,555	51,429	93,720	161,897
Fair value changes of the hedged items in portfolio interest rate risk	-73,939	-	-	-	-	-	-73,939
Provisions	118	485	757	1,898	13,953	2,695	19,905
Tax liabilities	-	-	-	4,164	-	-	4,164
Other liabilities	-	3,560	-	-	-	600	4,160
Share capital	-	-	-	-	-	20,384	20,384
Share premium	-	-	-	-	-	107,760	107,760
Accumulated other comprehensive income	-	-	-	-	-	(1,879)	(1,879)
Reserves from profit	-	-	-	-	-	99,778	99,778
Retained earnings including profit/loss from current year	-	-	-	-	-	84,201	84,201
Total Liabilities and Equity	2,027,096	278,656	123,392	330,173	260,079	465,631	3,485,025
Mismatch	1,843,789	(476,123)	(19,839)	(114,452)	(883,096)	(609,153)	(258,875)

The Bank's Balance sheet, due to maturity on 31 December 2021

EUR '000 Content	On demand	Up to 1 month	1 - 3 months	3 - 12 months	1 - 5 years	Over 5 years	Total
Cash, cash balances with the Central Bank and demand deposits at banks	751,779	-	-	-	-	-	751,779
Financial assets held for trading	-	1,395	1,018	945	2,913	17,419	23,692
Non-trading financial assets mandatory at fair value through profit or loss	-	-	-	-	-	2,323	2,323
Financial assets at fair value through other comprehensive income	-	-2,206	41,887	8,436	119,304	135,842	303,264
Financial assets at amortised cost	7,270	109,365	102,920	310,888	842,077	732,400	2,104,919
Debt securities	-	-13	67	45	19,270	14,537	33,905
Advances	1,034	1,738	-	-	-	-	2,772
Loans to banks	1	44,201	-	176	-	9,475	53,850
Loans to non-banks customers	6,236	63,439	102,853	310,668	822,808	708,389	2,014,392
Derivatives – hedge accounting	-	4	17	153	1,539	11,139	12,852
Fair value changes of the hedged items in portfolio interest rate risk	-	-	-	22	303	4,771	5,096
Investments in subsidiaries, associates and joint ventures	-	-	-	-	-	-	-
Tangible assets	-	-	-	-	-	14,728	14,728
Intangible assets	-	-	-	-	-	14,133	14,133
Tax assets	-	-	-	-	-	-	-
Other assets	-	2,447	-	-	-	64	2,511
Total Assets	758,956	111,005	145,842	320,444	966,135	932,819	3,235,202
Financial liabilities held for trading	-	458	986	896	2,900	15,295	20,535
Financial liabilities designated at fair value through profit and loss	-	-	-	-	-	-	-
Financial liabilities measured at amortised cost	1,899,339	201,145	44,580	154,767	402,807	28,496	2,731,133
Debt securities	-	-	-	-	-	18,000	18,000
Other financial liabilities	-	18,601	-	41	1,606	9,886	30,133
Loans from banks and central banks	-	-	-	39,866	403,937	-	443,803
Deposits from banks and central banks	9,803	9,630	-	5,546	-	-	24,979
Deposits from non-bank customers	1,889,535	172,758	44,287	109,251	2,846	571	2,219,249
Derivatives – hedge accounting	-	487	77	26	4,089	14,918	19,597
Fair value changes of the hedged items in portfolio interest rate risk	4,556	-	-	-	-	-	4,556
Provisions	66	432	40	1,554	17,299	3,779	23,169
Tax liabilities	-	-	-	447	1,158	-	1,605
Other liabilities	-	3,687	-	-	-	505	4,192
Share capital	-	-	-	-	-	20,384	20,384
Share premium	-	-	-	-	-	107,760	107,760
Accumulated other comprehensive income	-	-	-	-	-	6,150	6,150
Reserves from profit	-	-	-	-	-	99,778	99,778
Retained earnings including profit/loss from current year	-	-	-	-	-	12,819	12,819
Total Liabilities and Equity	1,903,960	206,209	45,682	157,690	428,254	339,896	3,081,690
Mismatch	1,145,004	95,204	(100,160)	(162,754)	(537,881)	(592,923)	(153,512)

Risk Report

Notes to the table:

- 1) Non-discounted items of the Bank's Statement of financial position are displayed in the table, according to their contractual maturity.
- 2) Future coupon payments are included in the view.
- 3) Non-discounted cash flows for derivative transactions are included in the table according to the maturity.
- 4) Off balance sheet liabilities (such as issued guarantees and loan commitments) are not included in the view; they are captured in the LCR calculation (outflows for such items are calculated by applying LCR outflow rates aligned with LCR Delegated Act) and in liquidity risk managerial reports (e.g. Liquidity Stress Test).

The Bank's expected cash flows on some financial assets and financial liabilities may vary from the contractual cash flows. The main differences are as follows:

- Non maturity deposits (customer sight and savings accounts, without contractual maturity) are expected to remain stable over a long-time horizon. By applying statistical analysis, the Bank's models such deposits with the aim to identify their stability, defined as the tendency to be a permanent source of funding. The aim of the model is to estimate the "stable component" which is allocated to medium-long term maturity buckets (above 1 year) while non-stable amount is allocated to short term buckets (lower than 1 year). The stability model is validated internally and back tested annually and the results are approved by the Financial Risk Committee. The parameters of the model are embedded in the Structural Liquidity Ratio metric which represents the managerial view of the structural liquidity position.
- With regards to customer loans, the Bank has analysed the prepayment risk and concluded that it is not material, therefore no early prepayment assumptions are applied for the purpose of liquidity risk management.

Fair value disclosures of financial assets not carried at fair value

Fair Value (IFRS 13) disclosure requirements regarding the accounting of financial instruments portfolios not measured at fair value are provided below:

EUR '000	Carrying amount 2022	Fair value (Level 2) 2022	Fair value (Level 3) 2022	Carrying amount 2021	Fair value (Level 2) 2021	Fair value (Level 3) 2021
Assets						
Cash and cash balances	745,963	-	745,963	751,685	-	751,685
Held-to-maturity investments	33,389	30,482	-	33,353	33,866	-
Loans and receivables with banks	64,989	-	64,916	53,853	-	53,856
Loans and receivables with customers	2,042,380	695,533	1,189,515	1,189,515	471,330	1,386,117
Total	2,886,722	726,015	2,000,394	2,718,344	505,196	2,191,658
Liabilities						
Deposits from central banks	-	-	-	-	-	-
Subordinated liabilities	-	-	-	-	-	-
Deposits from banks	98,928	-	99,344	19,433	-	19,864
Deposits from customers	2,531,694	-	2,447,411	2,219,984	-	2,206,749
Debt securities in issue	18,066	-	18,066	18,013	-	18,013
Total	2,648,688	-	2,564,821	2,257,430	-	2,244,626

Financial instruments not carried at fair value are not managed on a fair value basis. For these instruments, fair values are calculated for disclosure purposes only and do not impact the balance sheet or the profit or loss. The fair value calculation is coherent with the Discounted Cash Flows methodologies for the estimation of the present value of financial instruments subject to default risk. The cash flows riskiness is taken into account by applying weights to the discount factors so as to consider credit and time value in the spread calculation, which is, in turn, the function of the expected and unexpected loss.

Fair value is calculated on a standalone balance sheet item level. Estimated full fair value consists of a risk-free component and a credit risk component. Risk-free component is estimated using observable market interest rates, whereas the credit risk component is estimated using internal models (non-observable valuation inputs). The final allocation of balance sheet items to fair value hierarchy levels depends on the proportion of the full fair value that is attributable to non-observable valuation inputs. As long as the contribution of non-observable valuation inputs to the full fair value of balance sheet items is below 5 %, the items are classified as level 2, otherwise they are classified as level 3.

* Level 2: Fair value is determined using the valuation models, which are based primarily on market data. Level 2 includes also financial assets whose fair value is based on the quoted price for an identical instrument, but for which there is no active market.

** Level 3: Fair value is determined using the valuation models based primarily on unobservable inputs. An input qualifies as an observable input if it is directly observable as a market price or may be derived from an observable price. The examples of Level 3 inputs are historical volatility or interest rates for currencies and maturities for which there are no observable financial instruments. If the value of a financial instrument is based on non-observable inputs, the value of these inputs at the end of the reporting period may be selected from a range of reasonable possible alternatives. For the purpose of preparing financial statements, the reasonable values selected for such non-observable inputs are in line with prevailing market conditions and the Bank's valuation verification approach.

Fair Value Adjustments (FVA) represent the difference between the price of a financial instrument obtained using a valuation model and its fair value as defined in IFRS 13, which reflects the exit price at which the investment could be closed on the market. The FVA methodology of the Bank considers the following inputs:

- Positive and negative exposure profiles derived from the Counterparty Credit Risk internal model;
- PD term structure implied by current market default rates obtained from credit default swaps;
- Funding spread curve that is representative of the average funding spread of peer financial groups.

FVAs calculated by the Bank include Credit/Debit Valuation Adjustment (CVA/DVA), Close-out costs.

The CVA/DVA methodology of the Bank considers the following inputs:

- Exposure at Default (EAD) is estimated using simulation techniques that include Specific Wrong-Way Risk due to the correlation between counterparty credit risk and the underlying derivative risk factors;
- Probability of Default (PD) is implied by current market default rates obtained from Credit Default Swaps;
- Loss Given Default (LGD) is based on the estimated level of expected recovery and the market default rate derived from CDS.

Close-out costs reflect the cost incurred when closing an active position in a financial instrument on the market. Close-out costs are calculated as the difference between the price at which a financial instrument is valued and the market price, usually represented by the bid-ask spread.

Izdajatelj / Publisher:
UniCredit Banka Slovenija d.d.
Ameriška 2
SI - 1000 Ljubljana
Slovenija

Podpiramo skupnosti |  **UniCredit Bank**
pri napredku.

unicreditbank.si